

COST OF WAR through March 31, 2019

TOTAL COST

Since September 11, 2001, the Department of Defense (DoD) has obligated **\$1,548.5 billion** for war-related costs:

BREAKDOWN BY OPERATION since September 11, 2001

The **\$1,548.5 billion** breakdown by operation is:

	% of Total
<i>Current Contingencies (\$238.3 billion):</i>	
• Operation FREEDOM'S SENTINEL (OFS):	\$176.3 billion (11%)
• Operation INHERENT RESOLVE (OIR):	\$34.1 billion (2%)
• Operation NOBLE EAGLE (ONE):	\$27.9 billion (2%)
<i>Prior Year Contingencies (\$1,310.2 billion):</i>	
• Operation IRAQI FREEDOM (OIF)/NEW DAWN (OND):	\$730.9 billion (48%)
• Operation ENDURING FREEDOM (OEF):	\$579.4 billion (37%)

AVERAGE MONTHLY SPENDING

• The <u>average monthly spending</u> for <u>all</u> Operations:	\$3.9 billion (during FY 2019)
• The average monthly spending for OFS :	\$3.1 billion (77%)
• The average monthly spending for OIR :	\$0.9 billion (23%)
• The average monthly spending for OIF/OND :	\$<0.1 billion (1%)
• The average monthly spending for OEF :	\$-0.1 billion* (-2%)
• The average monthly spending for ONE :	\$<0.1 billion (1%)

*The negative average monthly spending amounts result from normal deobligations and adjustments made within the fiscal year to align costs properly to the appropriate contingency operation.

TALKING POINTS

- The international combat mission, Operation ENDURING FREEDOM (OEF), formally ended on December 31, 2014. Operation FREEDOM'S SENTINEL (OFS) began on January 1, 2015. OFS continues the train, advise, and assist mission of the Afghanistan National Defense and Security Forces (ANDSF) at the corps and Ministry of Defense level, as well as with the Ministry of the Interior.
 - The focus is on those processes associated with financial management, human resource management, force sustainment (logistics), and command and control. This includes a significant effort to further integrate and enhance aviation capabilities and intelligence support into the operations of the ANDSF.
- Operation INHERENT RESOLVE (OIR) began in August 2014, as a military air power intervention in Iraq and Syria in response to the threat posed by the Islamic State of Iraq and Syria (ISIS).
 - The OIR campaign seeks to deny and degrade ISIS through precision airstrikes and intelligence collection, disrupt the flow of foreign forces, and build partner capacity.
 - Efforts include working with and through the Government of Iraq's (GoI) Iraqi Security Forces (ISF) in Iraq and Vetted Syrian Opposition (VSO) forces in Syria to build key security force capabilities, help professionalize their security forces, and promote stability in the region.

WHAT IS THE MONEY BEING SPENT ON?

- War-related operational costs, such as operating tempo, training, overseas facilities and base support, equipment maintenance, and communications, and replacement of combat losses and enhancements.
- Support for deployed troops, which includes food, clothing, and health/medical services, special pay and benefits for troops in the field.
- Transportation of personnel and equipment, including airlift and sealift into and out of the theater of operations and support payments for the ANDSF and coalition partners.

FY 2019 Quarter 2 Cost of War Update as of March 31, 2019

Cost Estimate for Report

**The cost to the Department of Defense to prepare and assemble this report
is approximately \$216,000 for FY 2019.**

Reference ID: B-C85E2B7

Department of Defense Q2 Cost of War as of March 31, 2019 (All Years)

(Dollars in Billions)

By Operation	Obligations				Q2 Monthly Average		Total Since 9/11	
	Q2 FY 2018	Q2 FY 2019	Cumulative (Q1 + Q2) FY 2018	Cumulative (Q1 + Q2) FY 2019	FY 2018	FY 2019		
NEW DAWN (OND) /Post- OND Iraq Activities	<0.1	<0.1	<0.1	<0.1	<0.1	<0.1	730.9	47%
INHERENT RESOLVE (OIR)	2.0	2.8	3.3	5.6	0.6	0.9	34.1	2%
Subtotal OIF/OND/OIR	2.0	2.8	3.3	5.6	0.6	0.9	764.9	49%
ENDURING FREEDOM (OEF)⁽¹⁾⁽²⁾	-0.2	0.1	-0.6	-0.3	-0.1	-0.1	579.4	37%
FREEDOM'S SENTINEL (OFS)	10.6	10.7	17.6	18.4	2.9	3.1	176.3	11%
Subtotal OEF/OFS	10.4	10.8	17.0	18.1	2.8	3.0	755.7	49%
NOBLE EAGLE (ONE)	<0.1	<0.1	0.1	<0.1	<0.1	<0.1	27.9	2%
TOTAL	12.5	13.7	20.4	23.7	3.4	3.9	1,548.5	100%

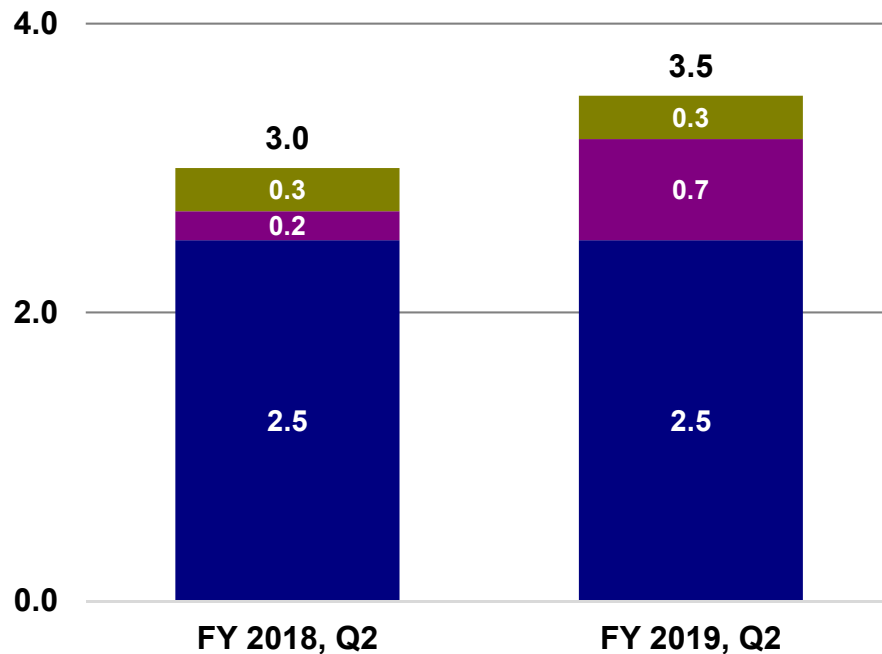
Totals may not add due to rounding

(1) The total in the Q2 FY 2018 column for Operation ENDURING FREEDOM (OEF) reflects the cumulative total of downward adjustments posted to prior year accounts and adjustments between operations (i.e., OEF transfers to OFS and OIR for proper alignment).

(2) The OEF total in the Cumulative FY 2019 column reflects Army corrections posted in prior years and adjustments between operations (e.g., OEF transfers to OFS for proper alignment).

Source: Defense Finance and Accounting Service, Cost of War Monthly Report
Data as of March 31, 2019

FY 2019 Obligations for Contingency Operations Comparison of OND/OIR/OEF/OFS “Average Monthly Spending” — All Years (Dollars in Billions)



FY 2019 Q2 Average Obligations

Security Forces and Coalition Support

The FY 2019 average monthly obligations remain consistent with the FY 2018 average.

Investment

The FY 2019 average monthly obligations are higher than the FY 2018 average due to increased spending in aircraft, munition, and vehicle procurement.

Military Operations

The FY 2019 average monthly obligations remain consistent with the FY 2018 average.

Totals may not add due to rounding

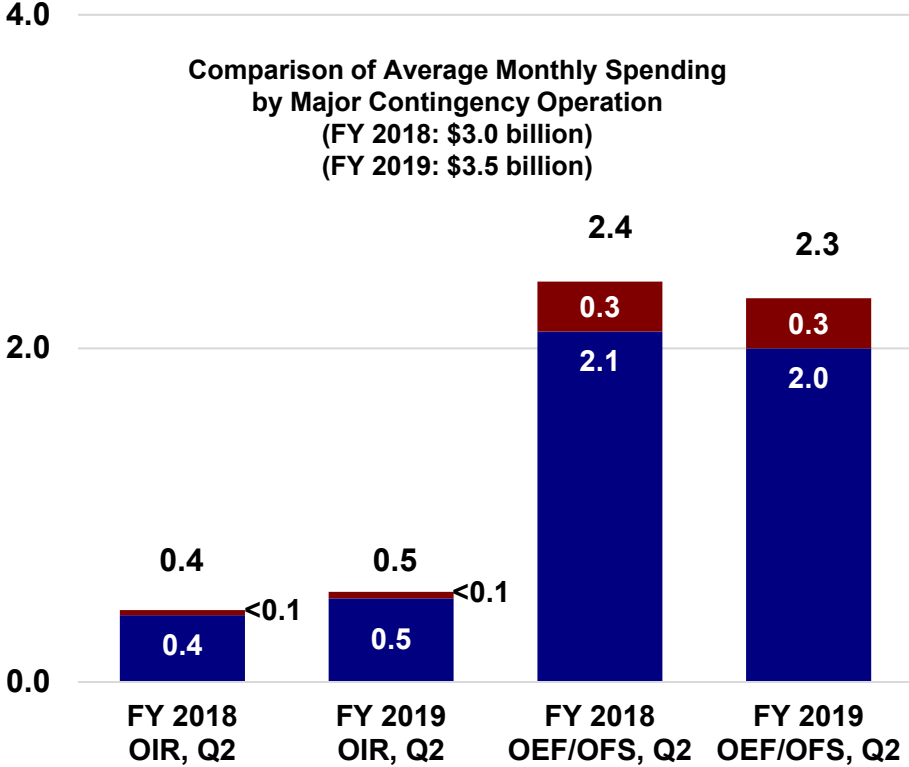
*Note: Obligation data does not include non-DoD classified programs and less than \$<0.1 billion from base funded Operation NOBLE EAGLE (ONE)
Source: Defense Finance and Accounting Service, Cost of War Monthly Report
Data as of March 31, 2019*

FY 2019 Obligations for Military Operations

Comparison of OND/OIR/OEF/OFS

“Average Monthly Spending” — All Years

(Dollars in Billions)



FY 2019 Q2 Average Obligations

- **Military Personnel**
 (FY 2018: \$0.3 billion; FY 2019: \$0.3 billion)
OIR: The average monthly obligations in FY 2019 are slightly higher than FY 2018 due to an increase in Reserve Components called to Active Duty.
OEF/OFS: The average monthly obligations in FY 2019 remain consistent with FY 2018.

- **Operation and Maintenance (includes Working Capital Funds)**
 (FY 2018: \$2.5 billion; FY 2019: \$2.5 billion)
OIR: The average monthly obligations in FY 2019 are higher than FY 2018 due primarily to increased spending in other services and miscellaneous contracts, and communications, computers, and intelligence (C4I) activities.
OEF/OFS: The FY 2019 average monthly obligations are lower than the FY 2018 average due to decreased spending primarily in contractor logistics support, and depot level maintenance activities.

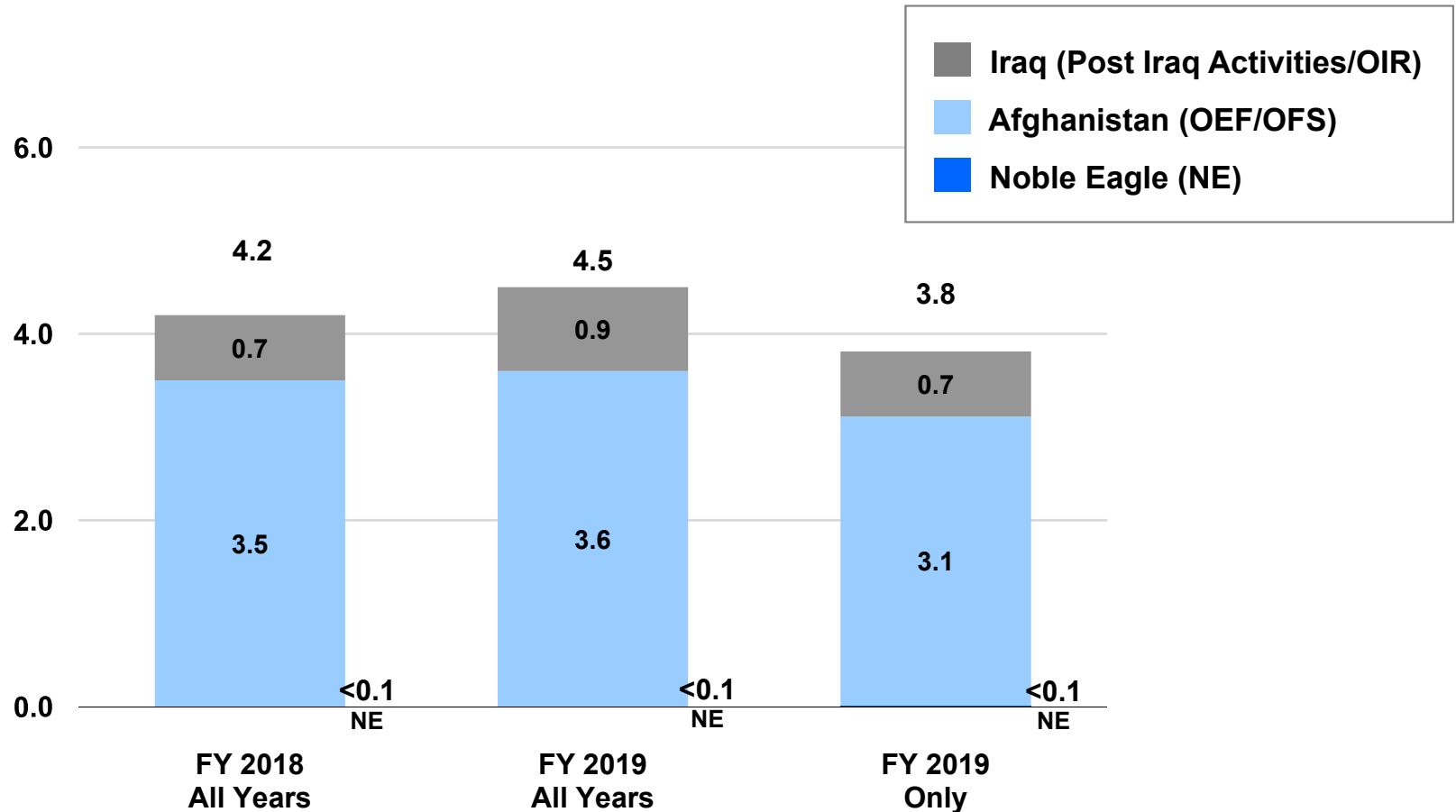
Totals may not add due to rounding

Note: Obligation data does not include non-DoD classified programs and less than \$<0.1 billion from base funded Operation NOBLE EAGLE (ONE)
Source: Defense Finance and Accounting Service, Cost of War Monthly Report
Data as of March 31, 2019

FY 2019 Obligations for Contingency Operations

Comparison of OND/Post-OND Iraq Activities/ OIR/OEF/OFS/ONE

“Average Monthly Spending”, Q2



*Note: Obligation data does not include non-DoD classified programs.
Source: Defense Finance and Accounting Service, Cost of War Monthly Report
Data as of March 31, 2019*

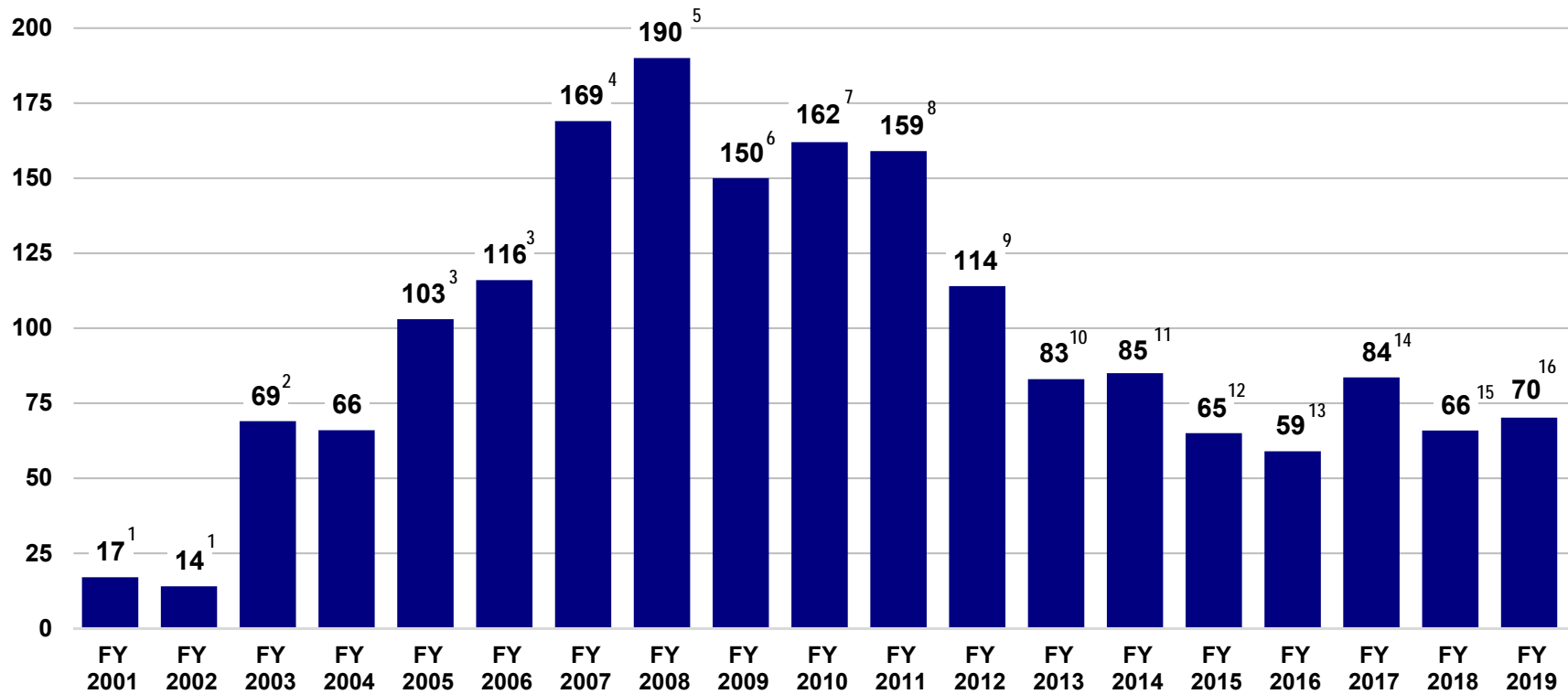
Totals may not add due to rounding

Cost of War Backup Detail

Funding Appropriated through War-related Requests

FY 2001 – FY 2019 (\$1,841B)

(Dollars in Billions)



Explanations for footnotes 1-16 are provided on Slide 8

Totals may not add due to rounding

Note: Includes funding for OIF/OND/OIR, OEF/OFS, and ONE. Beginning in FY 2005, ONE is funded in the DoD baseline.

Source: Department of Defense Appropriations Acts

Data as of March 31, 2019

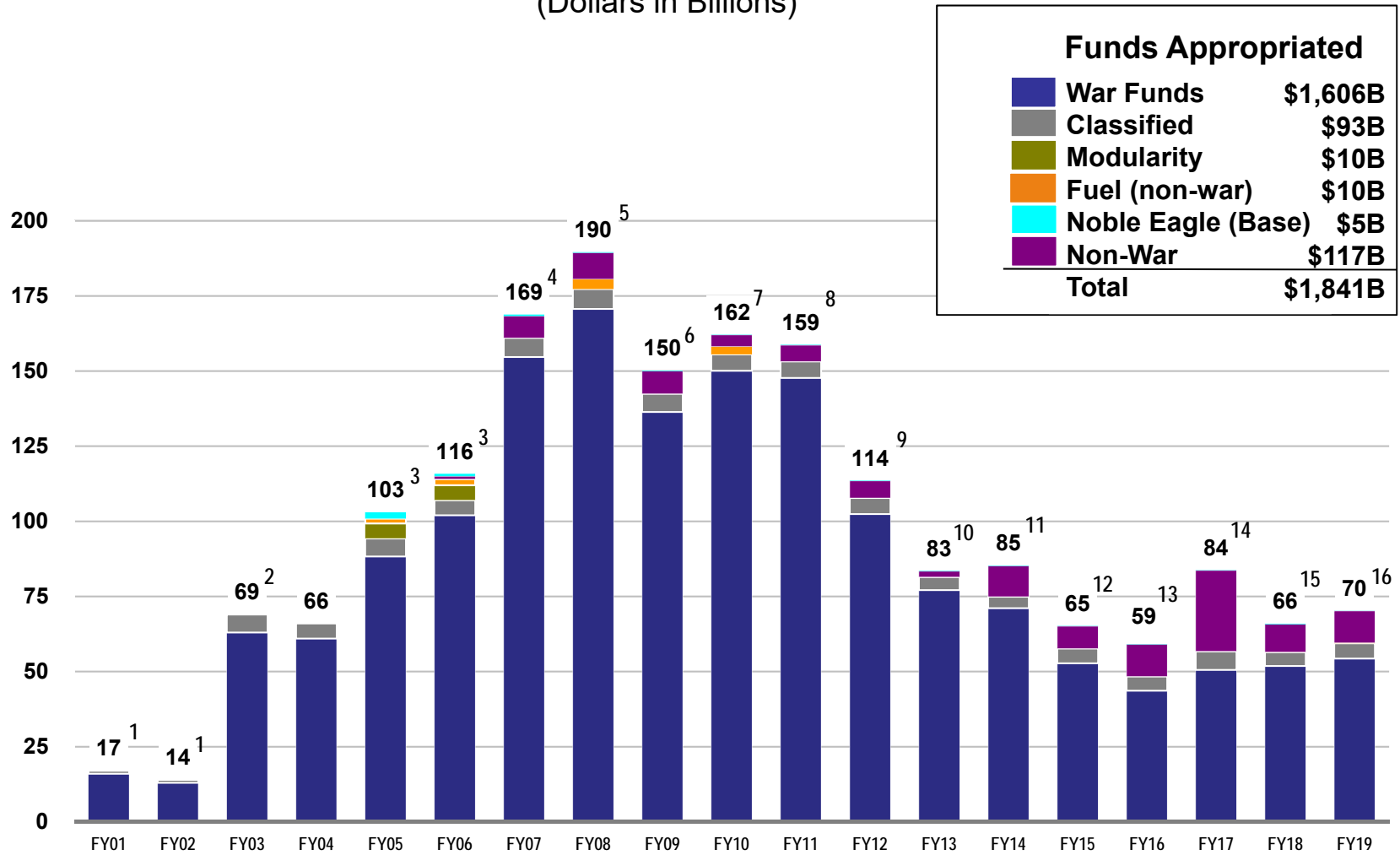
Explanatory Footnotes for Slide 7

- 1/ FY 2001 includes \$3.5B of funds appropriated in the FY 2002 Supplemental (P.L. 107-117) as that is the year where the obligations were incurred. Authorization for the obligation of these funds was provided in the FY 2001 Supplemental (P.L. 107-38), which provided \$40B to OMB's Emergency Response Program for response to the 9/11 terrorist attacks on the United States
- 2/ FY 2003 reflects a rescission of \$3.5B of Iraq Freedom Funds enacted in the FY 2004 DoD Appropriations Act (P.L. 108-87)
- 3/ FY 2005 reflects \$25B appropriated in FY 2004 for FY 2005 war-related costs (Title IX Bridge) (P.L. 108-287); reflects \$3B appropriated in P.L.s 108-324, 109-61, and 109-62 for Hurricane Disaster Relief
- 4/ FY 2007 includes \$3B appropriated in GWOT Emergency Supplemental (P.L. 110-28) for BRAC
- 5/ FY 2008 includes \$16.8B appropriated for the Mine Resistant Ambush Protected Transfer Fund (P.L. 110-92 (\$5.2B)) and (P.L. 110-116 (\$11.6B)); also includes \$0.143B rescission enacted in the FY 2009 Supplemental but applicable to the FY 2008 OCO; does not reflect the \$3B rescission in P.L. 110-252 section 8003 applied to baseline programs
- 6/ FY 2009 does not reflect \$4.5B of rescissions enacted in the FY 2009 Supplemental that were applied to the Department's baseline programs; however, FY 2009 reflects \$0.1B of rescissions enacted in P.L. 113-6 (see note 10)
- 7/ FY 2010 reflects \$0.5B of rescissions enacted in the FY 2010 Supplemental, Education, Jobs, & Medicaid Assistance (P.L. 111-226), that were applied to the Department's FY 2010 OCO amounts; also, FY 2010 reflects \$0.6B of rescissions enacted in P.L. 112-74 (see note 9)
- 8/ FY 2011 reflects the FY 2011 Department of Defense and Full Year Continuing Appropriations Act (P.L. 112-10); also, FY 2011 reflects \$0.2B of rescissions enacted in P.L. 113-6 (see note 10) and \$0.1B of FY 2013 sequestered amount
- 9/ FY 2012 reflects the \$116B appropriated in the FY 2012 Consolidated Appropriations Act (P.L. 112-74) and does not reflect the \$0.6B of rescissions enacted in P.L. 112-74 that were applied to the Department's FY 2010 OCO programs; however, FY 2012 reflects \$1.7B of rescissions enacted in P.L. 113-6 (see note 10) and \$0.5B of FY 2013 sequestered amount
- 10/ FY 2013 reflects the Consolidated and Further Continuing Appropriations Act (P.L. 113-6) and does not reflect the \$0.1B, \$0.2B, and \$1.7B of rescissions enacted in P.L. 113-6 that were applied to the Department's FYs 2009, 2011, and 2012 OCO programs, respectively; however, FY 2013 reflects \$5.5B of FY 2013 sequestered amount
- 11/ FY 2014 reflects the Consolidated Appropriations Act (P.L. 113-76) and does not reflect the \$0.1B of rescissions enacted in P.L. 113-76 that were applied to the Department's FYs 2009 (\$0.05B) and 2013 (\$0.09B) in OCO programs, respectively
- 12/ FY 2015 reflects the Consolidated and Further Continuing Appropriations Act (P.L. 113-235) and does not reflect the \$1.2B of rescissions enacted in P.L. 113-235 that were applied to the Department's FYs 2014 (\$1.2B) and FY 2013 (\$0.007B) in OCO programs, respectively. Excludes Ebola emergency supplemental funds received in Title X for \$112 million
- 13/ FY 2016 reflects the Consolidated Appropriations Act, 2016 (P.L. 114-113) and does not reflect the \$0.4 of recessions enacted in P.L. 114-113 that were applied to FY 2015 Afghanistan Security Forces Fund
- 14/ FY 2017 reflects the Continuing Appropriations and the Military Construction, Veterans Affairs, and Related Agencies Appropriations Act, 2017 (P.L. 114-223) September 29, 2016 (\$172 million), the Further Continuing and Security Assistance Appropriations Act, 2017 (P.L. 114-254), December 10, 2016, (\$5.8 billion), and the Consolidated Appropriations Act of 2017 (P.L. 115-31) May 5, 2017, \$76.8 billion -Title IX and Title X.
- 15/ FY 2018 reflects the Consolidated Appropriations Act of 2018 (P.L. 115-141), March 23, 2018, \$65.9 billion – Title IX
- 16/ FY 2019 reflects the Consolidated Appropriations Act of 2019 (P.L. 115-245), September 28, 2018, \$70.2 billion – Title IX and the Military Appropriations Act of 2019 (P.L. 115-244), September 21, 2018, \$0.9 billion.

Funding Appropriated through War-related Requests

FY 2001 – FY 2019 (\$1,841B)

(Dollars in Billions)



Explanations for footnotes 1-16 are provided on Slide 10

Totals may not add due to rounding

Note: Includes funding for OIF/OND/OIR, OEF/OFS, and ONE. Beginning in FY 2005, ONE is funded in the DoD baseline.

Source: Department of Defense Appropriations Acts

Data as of March 31, 2019

Explanatory Footnotes for Slide 9

1/ FY 2001 includes \$3.5B of funds appropriated in the FY 2002 Supplemental (P.L. 107-117) as that is the year where the obligations were incurred. Authorization for the obligation of these funds was provided in the FY 2001 Supplemental (P.L. 107-38), which provided \$40B to OMB's Emergency Response Program for response to the 9/11 terrorist attacks on the United States

2/ FY 2003 reflects a rescission of \$3.5B of Iraq Freedom Funds enacted in the FY 2004 DoD Appropriations Act (P.L. 108-87)

3/ FY 2005 reflects \$25B appropriated in FY 2004 for FY 2005 war-related costs (Title IX Bridge) (P.L. 108-287); reflects \$3B appropriated in P.L.s 108-324, 109-61, and 109-62 for Hurricane Disaster Relief

4/ FY 2007 includes \$3B appropriated in GWOT Emergency Supplemental (P.L. 110-28) for BRAC

5/ FY 2008 includes \$16.8B appropriated for the Mine Resistant Ambush Protected Transfer Fund (P.L. 110-92 (\$5.2B)) and (P.L. 110-116 (\$11.6B)); also includes \$0.143B rescission enacted in the FY 2009 Supplemental but applicable to the FY 2008 OCO; does not reflect the \$3B rescission in P.L. 110-252 section 8003 applied to baseline programs

6/ FY 2009 does not reflect \$4.5B of rescissions enacted in the FY 2009 Supplemental that were applied to the Department's baseline programs; however, FY 2009 reflects \$0.1B of rescissions enacted in P.L. 113-6 (see note 10)

7/ FY 2010 reflects \$0.5B of rescissions enacted in the FY 2010 Supplemental, Education, Jobs, & Medicaid Assistance (P.L. 111-226), that were applied to the Department's FY 2010 OCO amounts; also, FY 2010 reflects \$0.6B of rescissions enacted in P.L. 112-74 (see note 9)

8/ FY 2011 reflects the FY 2011 Department of Defense and Full Year Continuing Appropriations Act (P.L. 112-10); also, FY 2011 reflects \$0.2B of rescissions enacted in P.L. 113-6 (see note 10) and \$0.1B of FY 2013 sequestered amount

9/ FY 2012 reflects the \$116B appropriated in the FY 2012 Consolidated Appropriations Act (P.L. 112-74) and does not reflect the \$0.6B of rescissions enacted in P.L. 112-74 that were applied to the Department's FY 2010 OCO programs; however, FY 2012 reflects \$1.7B of rescissions enacted in P.L. 113-6 (see note 10) and \$0.5B of FY 2013 sequestered amount

10/ FY 2013 reflects the Consolidated and Further Continuing Appropriations Act (P.L. 113-6) and does not reflect the \$0.1B, \$0.2B, and \$1.7B of rescissions enacted in P.L. 113-6 that were applied to the Department's FYs 2009, 2011, and 2012 OCO programs, respectively; however, FY 2013 reflects \$5.5B of FY 2013 sequestered amount

11/ FY 2014 reflects the Consolidated Appropriations Act (P.L. 113-76) and does not reflect the \$0.1B of rescissions enacted in P.L. 113-76 that were applied to the Department's FYs 2009 (\$0.05B) and 2013 (\$0.09B) in OCO programs, respectively

12/ FY 2015 reflects the Consolidated and Further Continuing Appropriations Act (P.L. 113-235) and does not reflect the \$1.2B of rescissions enacted in P.L. 113-235 that were applied to the Department's FYs 2014 (\$1.2B) and FY 2013 (\$0.007B) in OCO programs, respectively. Excludes Ebola emergency supplemental funds received in Title X for \$112 million

13/ FY 2016 reflects the Consolidated Appropriations Act, 2016 (P.L. 114-113) and does not reflect the \$0.4 of recessions enacted in P.L. 114-113 that were applied to FY 2015 Afghanistan Security Forces Fund

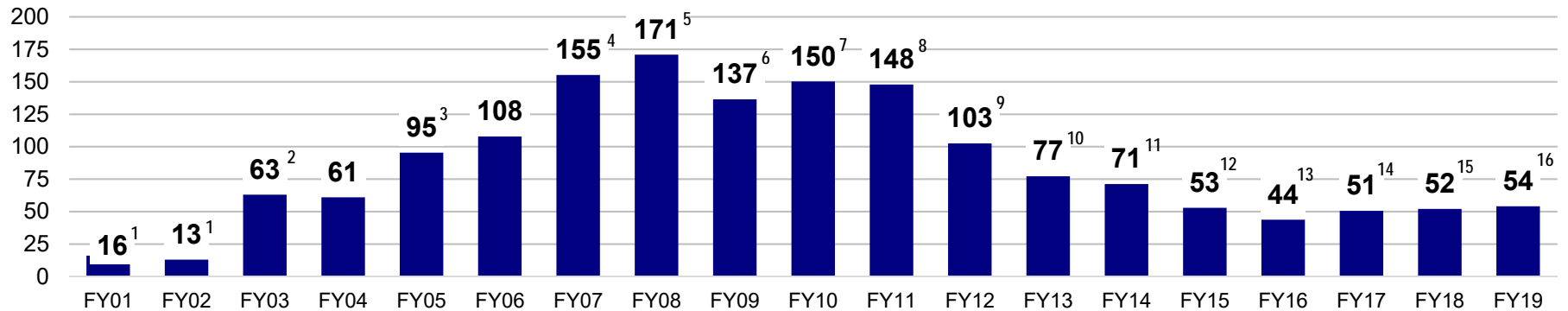
14/ FY 2017 reflects the Continuing Appropriations and the Military Construction, Veterans Affairs, and Related Agencies Appropriations Act, 2017 (P.L. 114-223) September 29, 2016 (\$172 million), the Further Continuing and Security Assistance Appropriations Act, 2017 (P.L. 114-254), December 10, 2016, (\$5.8 billion), and the Consolidated Appropriations Act of 2017 (P.L. 115-31) May 5, 2017, \$76.8 billion - Title IX (\$62,676.324 million (excluding \$854.324 million of rescissions) and Title X (\$14,752.267 million).

15/ FY 2018 reflects the Consolidated Appropriations Act of 2018 (P.L. 115-141), March 23, 2018, \$65.9 billion – Title IX

16/ FY 2019 reflects the Consolidated Appropriations Act of 2019 (P.L. 115-245), September 28, 2018, \$70.2 billion – Title IX; and the Military Appropriations Act of 2019 (P.L. 115-244), September 21, 2018, \$0.9 billion.

Funding Appropriated through War-related Requests FY 2001 – FY 2019 (\$1,621B)

Excludes Non-DoD Classified and Non-War Costs (\$220B)
(Dollars in Billions)



- 1/ FY 2001 includes \$3.5B of funds appropriated in the FY 2002 Supplemental (P.L. 107-117) as that is the year where the obligations were incurred. Authorization for the obligation of these funds was provided in the FY 2001 Supplemental (P.L. 107-38), which provided \$40B to OMB's Emergency Response Program for response to the 9/11 terrorist attacks on the United States
- 2/ FY 2003 reflects a rescission of \$3.5B of Iraq Freedom Funds enacted in the FY 2004 DoD Appropriations Act (P.L. 108-87)
- 3/ FY 2005 reflects \$25B appropriated in FY 2004 for FY 2005 war-related costs (Title IX Bridge) (P.L. 108-287); reflects \$3B appropriated in P.L.s 108-324, 109-61, and 109-62 for Hurricane Disaster Relief
- 4/ FY 2007 includes \$3B appropriated in GWOT Emergency Supplemental (P.L. 110-28) for BRAC
- 5/ FY 2008 includes \$16.8B appropriated for the Mine Resistant Ambush Protected Transfer Fund (P.L. 110-92 (\$5.2B)) and (P.L. 110-116 (\$11.6B)); also includes \$0.143B rescission enacted in the FY 2009 Supplemental but applicable to the FY 2008 OCO; does not reflect the \$3B rescission in P.L. 110-252 section 8003 applied to baseline programs
- 6/ FY 2009 does not reflect \$4.5B of rescissions enacted in the FY 2009 Supplemental that were applied to the Department's baseline programs; however, FY 2009 reflects \$0.1B of rescissions enacted in P.L. 113-6 (see note 10)
- 7/ FY 2010 reflects \$0.5B of rescissions enacted in the FY 2010 Supplemental, Education, Jobs, & Medicaid Assistance (P.L. 111-226), that were applied to the Department's FY 2010 OCO amounts; also, FY 2010 reflects \$0.6B of rescissions enacted in P.L. 112-74 (see note 9)
- 8/ FY 2011 reflects the FY 2011 Department of Defense and Full Year Continuing Appropriations Act (P.L. 112-10); also, FY 2011 reflects \$0.2B of rescissions enacted in P.L. 113-6 (see note 10) and \$0.1B of FY 2013 sequestered amount
- 9/ FY 2012 reflects the \$116B appropriated in the FY 2012 Consolidated Appropriations Act (P.L. 112-74) and does not reflect the \$0.6B of rescissions enacted in P.L. 112-74 that were applied to the Department's FY 2010 OCO programs; however, FY 2012 reflects \$1.7B of rescissions enacted in P.L. 113-6 (see note 10) and \$0.5B of FY 2013 sequestered amount
- 10/ FY 2013 reflects the Consolidated and Further Continuing Appropriations Act (P.L. 113-6) and does not reflect the \$0.1B, \$0.2B, and \$1.7B of rescissions enacted in P.L. 113-6 that were applied to the Department's FYs 2009, 2011, and 2012 OCO programs, respectively; however, FY 2013 reflects \$5.5B of FY 2013 sequestered amount
- 11/ FY 2014 reflects the Consolidated Appropriations Act (P.L. 113-76) and does not reflect the \$0.1B of rescissions enacted in P.L. 113-76 that were applied to the Department's FYs 2009 (\$0.05B) and 2013 (\$0.09B) in OCO programs, respectively
- 12/ FY 2015 reflects the Consolidated and Further Continuing Appropriations Act (P.L. 113-235) and does not reflect the \$1.2B of rescissions enacted in P.L. 113-235 that were applied to the Department's FYs 2014 (\$1.2B) and FY 2013 (\$0.007B) in OCO programs, respectively. Excludes Ebola emergency supplemental funds received in Title X for \$112 million
- 13/ FY 2016 reflects the Consolidated Appropriations Act, 2016 (P.L. 114-113) and does not reflect the \$0.4 of recessions enacted in P.L. 114-113 that were applied to FY 2015 Afghanistan Security Forces Fund
- 14/ FY 2017 reflects the Continuing Appropriations and the Military Construction, Veterans Affairs, and Related Agencies Appropriations Act, 2017 (P.L. 114-223) September 29, 2016 (\$172 million), the Further Continuing and Security Assistance Appropriations Act, 2017 (P.L. 114-254), December 10, 2016, (\$5.8 billion), and the Consolidated Appropriations Act of 2017 (P.L. 115-31) May 5, 2017, \$76.8 billion - Title IX and Title X less the European Reassurance Initiative, Classified Activities, and other non War appropriated amounts..
- 15/ FY 2018 reflects the Consolidated Appropriations Act of 2018 (P.L. 115-141), March 23, 2018, \$65.9 billion – Title IX
- 16/ FY 2019 reflects the Consolidated Appropriations Act of 2019 (P.L. 115-245), September 28, 2018, \$70.2 billion – Title IX and the Military Appropriations Act of 2019 (P.L. 115-244), September 21, 2018, \$0.9 billion.

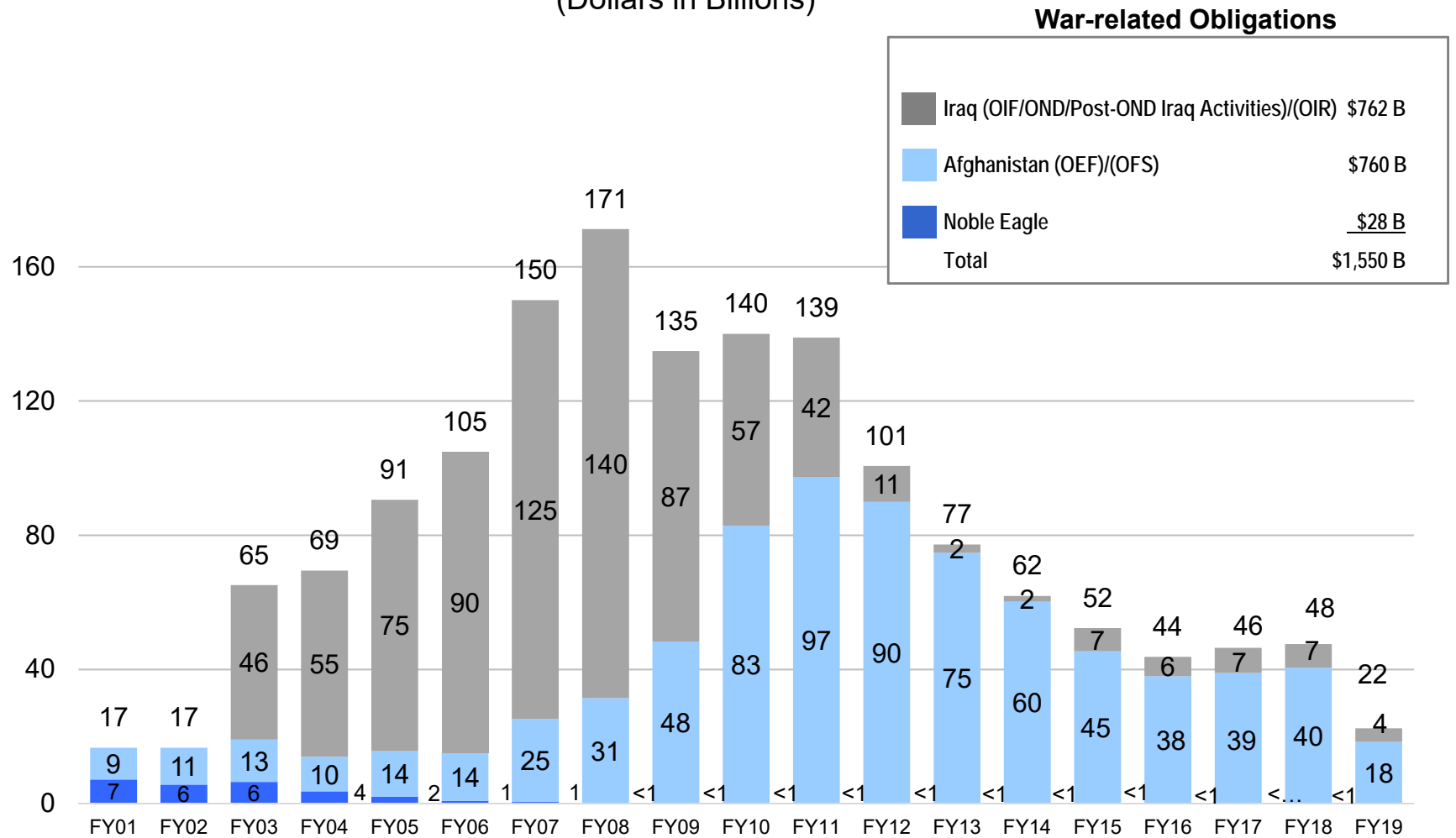
Note: Includes funding for OIF/OND/OIR, OEF/OFS, and ONE. Beginning in FY 2005, ONE is funded in the DoD baseline.
Source: Department of Defense Appropriations Acts
Data as of March 31, 2019

Totals may not add due to rounding

Department of Defense Cost of War

Total War-related Obligations by Year Appropriated

(Dollars in Billions)

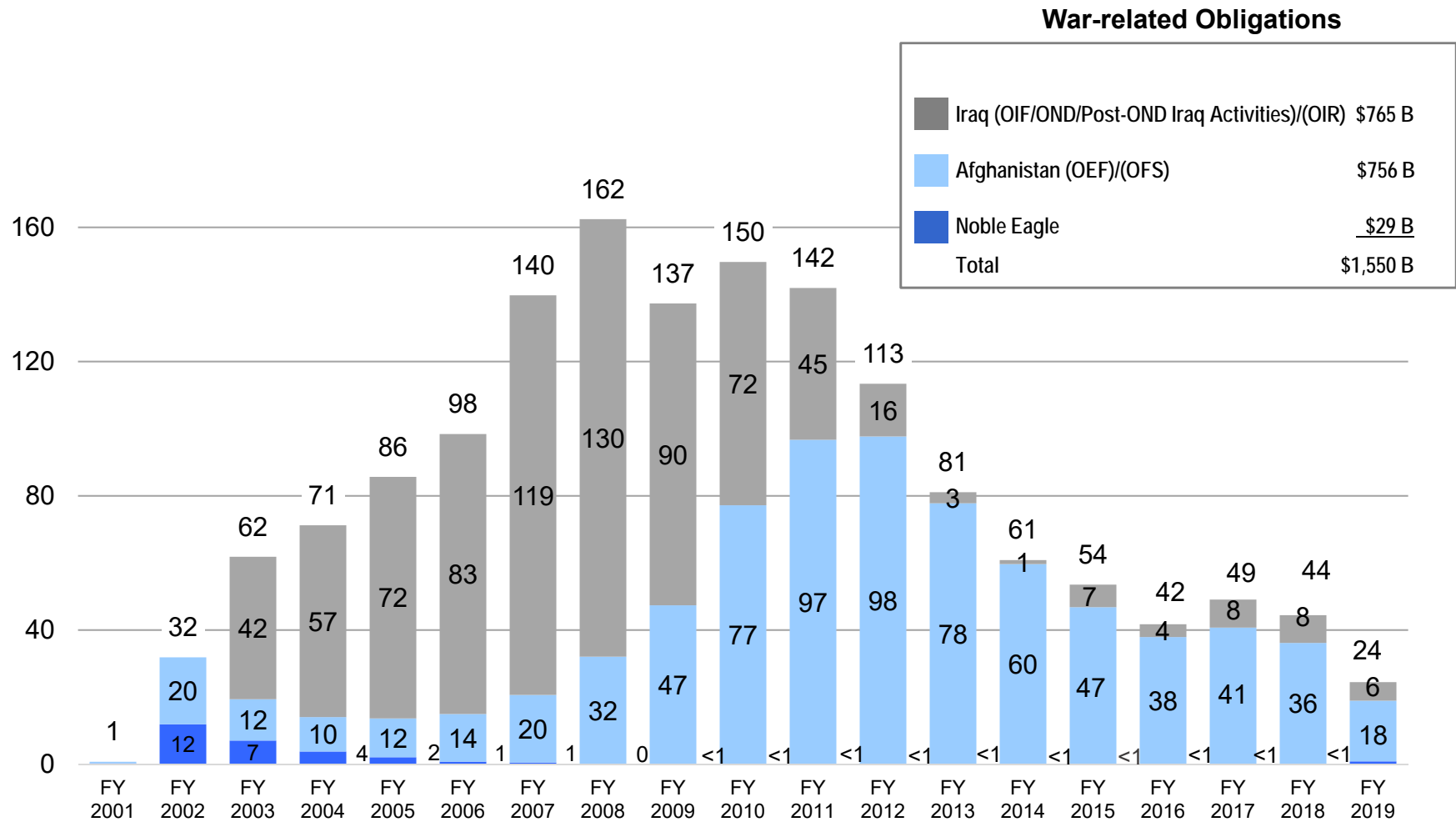


Note: Obligation data shown against year funds obligated. Does not include non-DoD classified programs.
 Source: Defense Finance and Accounting Service, Cost of War Monthly Report
 Data as of March 31, 2019

Totals may not add due to rounding

Department of Defense Cost of War

Total War-related Obligations by Year Incurred



Note: Obligation data shown against year funds obligated. Does not include non-DoD classified programs.
 Source: Defense Finance and Accounting Service, Cost of War Monthly Report
 Data as of March 31, 2019

Totals may not add due to rounding

**Cost of War Report
March 31, 2019**

Table of Contents

<u>Title of Report</u>	<u>Page</u>
Summary Cost of War Obligations by Component, Appropriation and Operation	1
Military Personnel Subsidiary Report	
Fiscal Years 2007-2019 All Appropriations (Cost breakdown Structure)	9
Fiscal Year 2019 Appropriations Only (Cost Breakdown Structure)	13
Operation and Maintenance Subsidiary Report	
Fiscal Years 2007-2019 All Appropriations (Cost breakdown Structure)	18
Fiscal Year 2019 Appropriations Only (Cost Breakdown Structure)	30
FY 2019 Cost of War for FY 2019 Appropriations	39
FY 2019 Cost of War for FY 2018 Appropriations	44
FY 2019 Cost of War for FY 2017 Appropriations	49

**Summary Cost of War Obligations by Component, Appropriation
and Operation**

COST OF WAR
Summary Obligations by Component, Appropriation and Operation
Fiscal Year 2007 - 2019
(Amounts in Thousands)
As of March 31, 2019

Appropriation	Operation New Dawn (OND) / Post-OND Iraq Activities		Operation Enduring Freedom		Operation Freedom's Sentinel		Operation Noble Eagle		Operation Inherent Resolve		Summary	
	Obligations March 2019	Obligations Year To Date	Obligations March 2019	Obligations Year To Date	Obligations March 2019	Obligations Year To Date	Obligations March 2019	Obligations Year To Date	Obligations March 2019	Obligations Year To Date	Obligations March 2019	Obligations Year To Date
DoD Total	-3,440	-1,667	144,074	-310,769	3,255,545	18,389,938	10,314	85,901	914,682	5,551,387	4,321,175	23,714,790
Military Personnel	0	0	-9	-84	357,779	2,028,940	5,751	29,304	37,185	220,031	400,706	2,278,191
Operation and Maintenance	-3,440	-4,854	-38,559	-674,766	2,244,179	12,803,058	4,563	56,597	644,085	3,148,301	2,850,828	15,328,336
Afghanistan Security Forces Fund	0	0	-33	-21,790	363,985	1,100,042	0	0	0	0	363,952	1,078,252
Afghanistan Infrastructure Fund	0	0	0	555	0	0	0	0	0	0	0	555
Iraq Train and Equip Fund	0	0	0	0	0	0	0	0	-176	-7,033	-176	-7,033
Counter-ISIL Train and Equip Fund	0	0	0	0	0	0	0	0	83,343	735,577	83,343	735,577
Procurement	0	-38	178,076	371,310	240,112	2,255,830	0	0	43,792	1,244,904	461,980	3,872,006
Joint Improvised Explosive Device Defeat Fund	0	0	1,272	8,339	-2,974	-2,333	0	0	0	0	-1,702	6,006
Research, Development, Test and Evaluation	0	0	0	1	52,013	182,839	0	0	106,453	209,607	158,466	392,447
Revolving and Management Funds	0	3,225	3,327	5,666	437	10,873	0	0	0	0	3,764	19,764
Military Construction	0	0	0	0	14	10,689	0	0	0	0	14	10,689
Army Total	-3,408	-4,734	110,743	-65,263	1,791,002	9,799,954	4,034	46,690	320,161	2,795,937	2,222,532	12,572,584
Military Personnel	0	0	-9	-84	255,818	1,397,722	2,971	19,516	16,608	108,980	275,388	1,526,134
Operation and Maintenance	-3,408	-4,734	-69,258	-230,802	1,043,967	6,779,452	1,063	27,174	147,470	1,381,003	1,119,834	7,952,093
Afghanistan Security Forces Fund	0	0	-33	-21,790	363,985	1,100,042	0	0	0	0	363,952	1,078,252
Afghanistan Infrastructure Fund	0	0	0	555	0	0	0	0	0	0	0	555
Iraq Train and Equip Fund	0	0	0	0	0	0	0	0	-176	-7,033	-176	-7,033
Counter-ISIL Train and Equip Fund	0	0	0	0	0	0	0	0	83,343	735,577	83,343	735,577
Procurement	0	0	178,771	178,519	122,568	511,159	0	0	23,894	458,667	325,233	1,148,345
Joint Improvised Explosive Device Defeat Fund	0	0	1,272	8,339	17	-1,463	0	0	0	0	1,289	6,876
Research, Development, Test and Evaluation	0	0	0	0	4,633	12,962	0	0	49,022	118,743	53,655	131,705
Military Construction	0	0	0	0	14	80	0	0	0	0	14	80
Navy/Marine Corps Total	0	-66	-991	93,664	715,452	3,417,203	0	0	118,064	503,267	832,525	4,014,068
Navy Total	0	-38	-22	90,083	443,491	2,617,172	0	0	98,148	443,815	541,617	3,151,032
Military Personnel	0	0	0	0	30,811	179,866	0	0	1,106	6,589	31,917	186,455
Operation and Maintenance	0	0	0	0	376,368	2,155,891	0	0	78,498	263,331	454,866	2,419,222
Procurement	0	-38	-22	90,083	36,312	268,856	0	0	7,114	143,733	43,404	502,634
Research, Development, Test and Evaluation	0	0	0	0	0	1,950	0	0	11,430	30,162	11,430	32,112
Military Construction	0	0	0	0	0	10,609	0	0	0	0	0	10,609
Marine Corps Total	0	-28	-969	3,581	271,961	800,031	0	0	19,916	59,452	290,908	863,036
Military Personnel	0	0	0	0	9,545	55,295	0	0	2,624	15,353	12,169	70,648
Operation and Maintenance	0	-28	-966	-921	251,375	593,994	0	0	18,191	44,998	268,600	638,043
Procurement	0	0	-3	4,502	11,041	150,742	0	0	-899	-899	10,139	154,345
Air Force Total	-32	524	32,905	128,741	-172,961	4,401,265	6,280	39,211	-30,898	1,568,057	-164,706	6,137,798
Military Personnel	0	0	0	0	61,605	396,057	2,780	9,788	16,847	89,109	81,232	494,954
Operation and Maintenance	-32	524	33,461	29,761	-266,896	3,055,811	3,500	29,423	-61,572	820,877	-291,539	3,936,396
Procurement	0	0	-556	98,979	27,998	901,620	0	0	11,432	640,975	38,874	1,641,574
Research, Development, Test and Evaluation	0	0	0	1	4,332	47,777	0	0	2,395	17,096	6,727	64,874
Defense Agencies Total	0	2,609	1,417	-467,911	922,052	771,516	0	0	507,355	684,126	1,430,824	990,340
Operation and Maintenance	0	-616	-1,796	-472,804	839,365	217,910	0	0	461,498	638,092	1,299,067	382,582
Procurement	0	0	-114	-773	42,193	423,453	0	0	2,251	2,428	44,330	425,108

COST OF WAR
Summary Obligations by Component, Appropriation and Operation
Fiscal Year 2007 - 2019
(Amounts in Thousands)
As of March 31, 2019

Appropriation	Operation New Dawn (OND) / Post-OND Iraq Activities		Operation Enduring Freedom		Operation Freedom's Sentinel		Operation Noble Eagle		Operation Inherent Resolve		Summary	
	Obligations March 2019	Obligations Year To Date	Obligations March 2019	Obligations Year To Date	Obligations March 2019	Obligations Year To Date	Obligations March 2019	Obligations Year To Date	Obligations March 2019	Obligations Year To Date	Obligations March 2019	Obligations Year To Date
Joint Improvised Explosive Device Defeat Fund	0	0	0	0	-2,991	-870	0	0	0	0	-2,991	-870
Research, Development, Test and Evaluation	0	0	0	0	43,048	120,150	0	0	43,606	43,606	86,654	163,756
Revolving and Management Funds	0	3,225	3,327	5,666	437	10,873	0	0	0	0	3,764	19,764

COST OF WAR
Obligations by Component, Appropriation and Operation
Fiscal Year 2007 - 2019
(Amounts in Thousands)
As of March 31, 2019

Appropriation	Operation New Dawn (OND) / Post-OND Iraq Activities		Operation Enduring Freedom		Operation Freedom's Sentinel		Operation Noble Eagle		Operation Inherent Resolve		Summary	
	Obligations March 2019	Obligations Year to Date	Obligations March 2019	Obligations Year to Date	Obligations March 2019	Obligations Year to Date	Obligations March 2019	Obligations Year to Date	Obligations March 2019	Obligations Year to Date	Obligations March 2019	Obligations Year to Date
DoD Total	-3,440	-1,667	144,074	-310,769	3,255,545	18,389,938	10,314	85,901	914,682	5,551,387	4,321,175	23,714,790
Army Total	-3,408	-4,734	110,743	-65,263	1,791,002	9,799,954	4,034	46,690	320,161	2,795,937	2,222,532	12,572,584
Army Active	-3,408	-4,734	110,892	-64,645	1,794,931	9,647,888	4,034	46,690	320,161	2,795,935	2,226,610	12,421,134
21 2019/2019 2010 Military Personnel, Army	0	0	0	0	241,124	1,319,685	2,971	19,516	16,608	108,978	260,703	1,448,179
21 2014/2014 2020 Operation and Maintenance, Army	-3,408	-4,820	-69,118	-230,268	0	0	0	-179	-2	-88	-72,528	-235,355
21 2015/2015 2020 Operation and Maintenance, Army	0	86	0	0	-86	-49,340	0	9	0	-83	-86	-49,328
21 2016/2016 2020 Operation and Maintenance, Army	0	0	0	0	-173	-10,718	0	-1	0	-992	-173	-11,711
21 2017/2017 2020 Operation and Maintenance, Army	0	0	0	0	-248	-102,553	0	173	-15	-1,543	-263	-103,923
21 2018/2018 2020 Operation and Maintenance, Army	0	0	0	0	-665	-3,114	0	-153	-405	-16,339	-1,070	-19,606
21 2019/2019 2020 Operation and Maintenance, Army	0	0	0	0	1,063,762	6,871,148	1,063	27,325	147,892	1,400,048	1,212,717	8,298,521
21 2012/2014 2031 Aircraft Procurement, Army	0	0	-7	212	0	0	0	0	0	0	-7	212
21 2013/2015 2031 Aircraft Procurement, Army	0	0	1,786	1,714	0	0	0	0	0	0	1,786	1,714
21 2014/2016 2031 Aircraft Procurement, Army	0	0	140	344	0	0	0	0	0	0	140	344
21 2015/2017 2031 Aircraft Procurement, Army	0	0	0	0	-123	-117	0	0	0	0	-123	-117
21 2017/2019 2031 Aircraft Procurement, Army	0	0	0	0	18,591	24,338	0	0	0	0	18,591	24,338
21 2018/2020 2031 Aircraft Procurement, Army	0	0	0	0	-80	7,292	0	0	153	26,288	73	33,580
21 2019/2021 2031 Aircraft Procurement, Army	0	0	0	0	0	0	0	0	3,626	45,807	3,626	45,807
21 2012/2014 2032 Missile Procurement, Army	0	0	-75	-76	0	0	0	0	0	0	-75	-76
21 2013/2015 2032 Missile Procurement, Army	0	0	0	-1	0	0	0	0	0	0	0	-1
21 2014/2016 2032 Missile Procurement, Army	0	0	-153	-157	0	0	0	0	0	0	-153	-157
21 2017/2019 2032 Missile Procurement, Army	0	0	0	0	31	118	0	0	0	0	31	118
21 2018/2020 2032 Missile Procurement, Army	0	0	0	0	2,404	78,643	0	0	0	277,069	2,404	355,712
21 2019/2021 2032 Missile Procurement, Army	0	0	0	0	2,956	6,718	0	0	0	116	2,956	6,834
21 2012/2014 2033 Procurement of Weapons & Tracked Vehicles	0	0	-54	-79	0	0	0	0	0	0	-54	-79
21 2016/2018 2033 Procurement of Weapons & Tracked Vehicles	0	0	0	0	-1,025	-1,061	0	0	0	0	-1,025	-1,061
21 2019/2021 2033 Procurement of Weapons & Tracked Vehicles	0	0	0	0	0	0	0	0	1,624	0	1,624	0
21 2012/2014 2034 Procurement of Ammunition, Army	0	0	-17	-449	0	0	0	0	0	0	-17	-449
21 2013/2015 2034 Procurement of Ammunition, Army	0	0	-203	-343	0	0	0	0	0	0	-203	-343
21 2015/2017 2034 Procurement of Ammunition, Army	0	0	0	0	0	-12	0	0	0	0	0	-12
21 2016/2018 2034 Procurement of Ammunition, Army	0	0	0	0	0	208	0	0	0	0	0	208
21 2017/2019 2034 Procurement of Ammunition, Army	0	0	0	0	87	1,642	0	0	0	0	87	1,642
21 2018/2020 2034 Procurement of Ammunition, Army	0	0	0	0	0	4,827	0	0	2	0	0	4,829
21 2019/2021 2034 Procurement of Ammunition, Army	0	0	0	0	0	646	0	0	0	15,157	0	15,803
21 2012/2014 2035 Other Procurement, Army	0	0	174,949	174,949	0	0	0	0	0	0	174,949	174,949
21 2013/2015 2035 Other Procurement, Army	0	0	2,079	2,079	0	0	0	0	0	0	2,079	2,079
21 2014/2016 2035 Other Procurement, Army	0	0	326	326	0	0	0	0	0	0	326	326
21 2017/2019 2035 Other Procurement, Army	0	0	0	0	39,152	94,447	0	0	2,976	3,214	42,128	97,661
21 2018/2020 2035 Other Procurement, Army	0	0	0	0	4,065	52,461	0	0	1,192	10,238	5,257	62,699
21 2019/2021 2035 Other Procurement, Army	0	0	0	0	56,510	241,009	0	0	15,947	79,152	72,457	320,161
21 2015/2016 2040 Research, Development, Test, and Eval, Army	0	0	0	0	-34	-73	0	0	0	0	-34	-73
21 2016/2017 2040 Research, Development, Test, and Eval, Army	0	0	0	0	0	0	0	0	42	-35	42	-35
21 2017/2018 2040 Research, Development, Test, and Eval, Army	0	0	0	0	-181	-2,997	0	0	-32	14,758	-213	11,761
21 2018/2019 2040 Research, Development, Test, and Eval, Army	0	0	0	0	-153	10,987	0	0	0	0	-153	10,987
21 2019/2020 2040 Research, Development, Test, and Eval, Army	0	0	0	0	5,001	5,045	0	0	49,012	104,020	54,013	109,065
21 2017/2021 2050 Military Construction, Army	0	0	0	0	14	80	0	0	0	0	14	80
21 2013/2014 2091 Afghanistan Security Forces Fund, Army	0	0	-33	-21,790	0	0	0	0	0	0	-33	-21,790
21 2014/2015 2091 Afghanistan Security Forces Fund, Army	0	0	0	0	-27,644	-29,471	0	0	0	0	-27,644	-29,471
21 2015/2016 2091 Afghanistan Security Forces Fund, Army	0	0	0	0	-10,270	-16,255	0	0	0	0	-10,270	-16,255
21 2016/2017 2091 Afghanistan Security Forces Fund, Army	0	0	0	0	-714	-7,301	0	0	0	0	-714	-7,301
21 2017/2018 2091 Afghanistan Security Forces Fund, Army	0	0	0	0	-1,662	-49,056	0	0	0	0	-1,662	-49,056
21 2018/2019 2091 Afghanistan Security Forces Fund, Army	0	0	0	0	200,800	797,407	0	0	0	0	200,800	797,407
21 2019/2020 2091 Afghanistan Security Forces Fund, Army	0	0	0	0	203,475	404,718	0	0	0	0	203,475	404,718
21 2012/2014 2093 Joint Improvised Explosive Device Defeat Fund	0	0	0	7,973	0	0	0	0	0	0	0	7,973
21 2013/2015 2093 Joint Improvised Explosive Device Defeat Fund	0	0	1,251	351	0	0	0	0	0	0	1,251	351

COST OF WAR
Obligations by Component, Appropriation and Operation
Fiscal Year 2007 - 2019
(Amounts in Thousands)
As of March 31, 2019

	Operation New Dawn (OND) / Post-OND Iraq Activities		Operation Enduring Freedom		Operation Freedom's Sentinel		Operation Noble Eagle		Operation Inherent Resolve		Summary	
	Obligations March 2019	Obligations Year to Date	Obligations March 2019	Obligations Year to Date	Obligations March 2019	Obligations Year to Date	Obligations March 2019	Obligations Year to Date	Obligations March 2019	Obligations Year to Date	Obligations March 2019	Obligations Year to Date
Appropriation												
21 2014/2016 2093 Joint Improvised Explosive Device Defeat Fund	0	0	21	15	0	0	0	0	0	0	21	15
21 2015/2017 2093 Joint Improvised Explosive Device Defeat Fund	0	0	0	0	-25	-19	0	0	0	0	-25	-19
21 2016/2018 2093 Joint Improvised Explosive Device Defeat Fund	0	0	0	0	-8	-30	0	0	0	0	-8	-30
21 2017/2019 2093 Joint Improvised Explosive Device Defeat Fund	0	0	0	0	50	-1,414	0	0	0	0	50	-1,414
21 2013/2014 2096 Afghanistan Infrastructure Fund, Army	0	0	0	64	0	0	0	0	0	0	0	64
21 2014/2015 2096 Afghanistan Infrastructure Fund, Army	0	0	0	491	0	0	0	0	0	0	0	491
21 2015/2016 2097 Iraq Train and Equip Fund	0	0	0	0	0	0	0	0	-84	-4,746	-84	-4,746
21 2016/2017 2097 Iraq Train and Equip Fund	0	0	0	0	0	0	0	0	-102	-138	-102	-138
21 2017/2018 2097 Iraq Train and Equip Fund	0	0	0	0	0	0	0	0	10	-2,149	10	-2,149
21 2017/2018 2099 Counter-ISIL Train and Equip Fund	0	0	0	0	0	0	0	0	3,009	-9,888	3,009	-9,888
21 2018/2019 2099 Counter-ISIL Train and Equip Fund	0	0	0	0	0	0	0	0	76,394	739,411	76,394	739,411
21 2019/2020 2099 Counter-ISIL Train and Equip Fund	0	0	0	0	0	0	0	0	3,940	6,054	3,940	6,054
Army Reserve	0	0	-131	-334	5,832	21,821	0	0	0	2	5,701	21,489
21 2014/2014 2070 Reserve Personnel, Army	0	0	-13	-57	0	0	0	0	0	0	-13	-57
21 2015/2015 2070 Reserve Personnel, Army	0	0	0	0	0	-468	0	0	0	0	0	-468
21 2016/2016 2070 Reserve Personnel, Army	0	0	0	0	0	-16	0	0	2	0	0	-14
21 2017/2017 2070 Reserve Personnel, Army	0	0	0	0	0	-4	0	0	0	0	0	-4
21 2018/2018 2070 Reserve Personnel, Army	0	0	0	0	0	-95	0	0	0	0	0	-95
21 2019/2019 2070 Reserve Personnel, Army	0	0	0	0	2,060	12,885	0	0	0	0	2,060	12,885
21 2014/2014 2080 Operation and Maintenance, Army Reserve	0	0	-118	-277	0	0	0	0	0	0	-118	-277
21 2015/2015 2080 Operation and Maintenance, Army Reserve	0	0	0	0	0	-122	0	0	0	0	0	-122
21 2016/2016 2080 Operation and Maintenance, Army Reserve	0	0	0	0	0	-15	0	0	0	0	0	-15
21 2017/2017 2080 Operation and Maintenance, Army Reserve	0	0	0	0	0	-131	0	0	0	0	0	-131
21 2018/2018 2080 Operation and Maintenance, Army Reserve	0	0	0	0	0	-394	0	0	0	0	0	-394
21 2019/2019 2080 Operation and Maintenance, Army Reserve	0	0	0	0	3,772	10,181	0	0	0	0	3,772	10,181
Army National Guard	0	0	-18	-284	-9,761	130,245	0	0	0	0	-9,779	129,961
21 2014/2014 2060 National Guard Personnel, Army	0	0	4	-27	0	0	0	0	0	0	4	-27
21 2015/2015 2060 National Guard Personnel, Army	0	0	0	0	0	-7	0	0	0	0	0	-7
21 2016/2016 2060 National Guard Personnel, Army	0	0	0	0	-1	-10	0	0	0	0	-1	-10
21 2017/2017 2060 National Guard Personnel, Army	0	0	0	0	-4	-307	0	0	0	0	-4	-307
21 2018/2018 2060 National Guard Personnel, Army	0	0	0	0	0	2,731	0	0	0	0	0	2,731
21 2019/2019 2060 National Guard Personnel, Army	0	0	0	0	12,639	63,328	0	0	0	0	12,639	63,328
21 2014/2014 2065 Operation and Maintenance, Army Natl Guard	0	0	-22	-257	0	0	0	0	0	0	-22	-257
21 2015/2015 2065 Operation and Maintenance, Army Natl Guard	0	0	0	0	0	-59	0	0	0	0	0	-59
21 2016/2016 2065 Operation and Maintenance, Army Natl Guard	0	0	0	0	0	-22	0	0	0	0	0	-22
21 2017/2017 2065 Operation and Maintenance, Army Natl Guard	0	0	0	0	-39,521	-57	0	0	0	0	-39,521	-57
21 2018/2018 2065 Operation and Maintenance, Army Natl Guard	0	0	0	0	0	-1,230	0	0	0	0	0	-1,230
21 2019/2019 2065 Operation and Maintenance, Army Natl Guard	0	0	0	0	17,126	65,878	0	0	0	0	17,126	65,878
Navy/Marine Corps Total	0	-66	-991	93,664	715,452	3,417,203	0	0	118,064	503,267	832,525	4,014,068
Navy Total	0	-38	-22	90,083	443,491	2,617,172	0	0	98,148	443,815	541,617	3,151,032
Navy Active	0	-38	-22	90,083	440,700	2,598,613	0	0	98,148	443,815	538,826	3,132,473
17 2019/2019 1453 Military Personnel, Navy	0	0	0	0	29,363	174,187	0	0	1,106	6,589	30,469	180,776
17 2019/2019 1804 Operation and Maintenance, Navy	0	0	0	0	375,025	2,143,011	0	0	78,498	263,331	453,523	2,406,342
17 2012/2014 1506 Aircraft Procurement, Navy	0	0	-22	-265	0	0	0	0	0	0	-22	-265
17 2014/2016 1506 Aircraft Procurement, Navy	0	0	0	-608	0	0	0	0	0	0	0	-608
17 2017/2019 1506 Aircraft Procurement, Navy	0	0	0	0	1,327	9,795	0	0	-38	18	1,289	9,813
17 2018/2020 1506 Aircraft Procurement, Navy	0	0	0	0	4,356	40,659	0	0	3,150	4,356	4,356	43,809
17 2019/2021 1506 Aircraft Procurement, Navy	0	0	0	0	872	146,733	0	0	3,658	872	872	150,391
17 2015/2017 1507 Weapons Procurement, Navy	0	0	0	17	0	0	0	0	0	0	0	17
17 2017/2019 1507 Weapons Procurement, Navy	0	0	0	0	0	145	0	0	0	0	0	145
17 2018/2020 1507 Weapons Procurement, Navy	0	0	0	0	8	15,807	0	0	248	5,744	256	21,551
17 2019/2021 1507 Weapons Procurement, Navy	0	0	0	0	1,111	1,111	0	0	1,777	1,777	2,888	2,888
17 2012/2014 1508 Procurement of Ammunition, Navy and USMC	0	0	0	-2,250	0	0	0	0	0	0	0	-2,250

COST OF WAR
Obligations by Component, Appropriation and Operation
Fiscal Year 2007 - 2019
(Amounts in Thousands)
As of March 31, 2019

Appropriation	Operation New Dawn (OND) / Post-OND Iraq Activities		Operation Enduring Freedom		Operation Freedom's Sentinel		Operation Noble Eagle		Operation Inherent Resolve		Summary	
	Obligations March 2019	Obligations Year to Date	Obligations March 2019	Obligations Year to Date	Obligations March 2019	Obligations Year to Date	Obligations March 2019	Obligations Year to Date	Obligations March 2019	Obligations Year to Date	Obligations March 2019	Obligations Year to Date
17 2014/2016 1508 Procurement of Ammunition, Navy and USMC	0	0	0	-137	0	0	0	0	0	0	0	-137
17 2015/2017 1508 Procurement of Ammunition, Navy and USMC	0	0	0	-8	0	0	0	0	0	0	0	-8
17 2016/2018 1508 Procurement of Ammunition, Navy and USMC	0	0	0	0	0	0	0	0	0	0	-21	-21
17 2017/2019 1508 Procurement of Ammunition, Navy and USMC	0	0	0	0	23	312	0	0	0	0	23	312
17 2018/2020 1508 Procurement of Ammunition, Navy and USMC	0	0	0	0	0	-1	0	0	899	2,328	899	2,327
17 2019/2021 1508 Procurement of Ammunition, Navy and USMC	0	0	0	0	0	230	0	0	2,307	111,522	2,307	111,752
17 2012/2014 1810 Other Procurement, Navy	0	-38	0	0	0	0	0	0	0	0	0	-38
17 2014/2016 1810 Other Procurement, Navy	0	0	0	93,334	0	0	0	0	0	0	0	93,334
17 2017/2019 1810 Other Procurement, Navy	0	0	0	0	0	872	0	0	0	0	0	872
17 2018/2020 1810 Other Procurement, Navy	0	0	0	0	11,757	21,365	0	0	4,862	11,757	11,757	26,227
17 2019/2021 1810 Other Procurement, Navy	0	0	0	0	16,858	31,828	0	0	1,921	10,695	18,779	42,523
17 2017/2018 1319 Research, Development, Test, and Eval, Navy	0	0	0	0	0	0	0	0	1	-9	1	-9
17 2018/2019 1319 Research, Development, Test, and Eval, Navy	0	0	0	0	0	1,010	0	0	1,768	3,297	1,768	4,307
17 2019/2020 1319 Research, Development, Test, and Eval, Navy	0	0	0	0	0	940	0	0	9,661	26,874	9,661	27,814
17 2018/2022 1205 Military Construction, Navy and Marine Corps	0	0	0	0	0	10,609	0	0	0	0	0	10,609
Navy Reserve	0	0	0	0	2,791	18,559	0	0	0	0	2,791	18,559
17 2019/2019 1405 Reserve Personnel, Navy	0	0	0	0	1,448	5,679	0	0	0	0	1,448	5,679
17 2019/2019 1806 Operation and Maintenance, Navy Reserve	0	0	0	0	1,343	12,880	0	0	0	0	1,343	12,880
Marine Corps Total	0	-28	-969	3,581	271,961	800,031	0	0	19,916	59,452	290,908	863,036
Marine Corps Active	0	-28	-969	3,581	271,829	798,118	0	0	19,916	59,452	290,776	861,123
17 2018/2020 1508 Procurement of Ammunition, Navy and USMC	0	0	0	0	0	0	0	0	-899	-899	-899	-899
17 2019/2019 1105 Military Personnel, Marine Corps	0	0	0	0	9,428	54,464	0	0	2,624	15,353	12,052	69,817
17 2014/2014 1106 Operation and Maintenance, Marine Corps	0	0	-966	-921	0	0	0	0	0	0	-966	-921
17 2015/2015 1106 Operation and Maintenance, Marine Corps	0	0	0	0	-199	-794	0	0	0	0	-199	-794
17 2016/2016 1106 Operation and Maintenance, Marine Corps	0	-28	0	0	-195	-2,307	0	0	0	0	-195	-2,335
17 2017/2017 1106 Operation and Maintenance, Marine Corps	0	0	0	0	-7,548	-10,811	0	0	0	-7	-7,548	-10,818
17 2018/2018 1106 Operation and Maintenance, Marine Corps	0	0	0	0	5,942	5,662	0	0	1,203	1,069	7,145	6,731
17 2019/2019 1106 Operation and Maintenance, Marine Corps	0	0	0	0	253,360	601,162	0	0	16,988	43,936	270,348	645,098
17 2012/2014 1109 Procurement, Marine Corps	0	0	-3	-17	0	0	0	0	0	0	-3	-17
17 2013/2015 1109 Procurement, Marine Corps	0	0	0	1,449	0	0	0	0	0	0	0	1,449
17 2014/2016 1109 Procurement, Marine Corps	0	0	0	-105	0	0	0	0	0	0	0	-105
17 2015/2017 1109 Procurement, Marine Corps	0	0	0	3,175	0	3,141	0	0	0	0	0	6,316
17 2016/2018 1109 Procurement, Marine Corps	0	0	0	0	0	3,125	0	0	0	0	0	3,125
17 2017/2019 1109 Procurement, Marine Corps	0	0	0	0	31	89,035	0	0	0	0	31	89,035
17 2018/2020 1109 Procurement, Marine Corps	0	0	0	0	580	24,268	0	0	0	0	580	24,268
17 2019/2021 1109 Procurement, Marine Corps	0	0	0	0	10,430	31,173	0	0	0	0	10,430	31,173
Marine Corps Reserve	0	0	0	0	132	1,913	0	0	0	0	132	1,913
17 2019/2019 1108 Reserve Personnel, Marine Corps	0	0	0	0	117	831	0	0	0	0	117	831
17 2015/2015 1107 Operation and Maintenance, USMC Reserve	0	0	0	0	0	-1	0	0	0	0	0	-1
17 2016/2016 1107 Operation and Maintenance, USMC Reserve	0	0	0	0	0	-12	0	0	0	0	0	-12
17 2018/2018 1107 Operation and Maintenance, USMC Reserve	0	0	0	0	0	20	0	0	0	0	0	20
17 2019/2019 1107 Operation and Maintenance, USMC Reserve	0	0	0	0	15	1,075	0	0	0	0	15	1,075
Air Force Total	-32	524	32,905	128,741	-172,961	4,401,265	6,280	39,211	-30,898	1,568,057	-164,706	6,137,798
Air Force Active	-6	524	-14,142	81,680	-112,126	4,424,387	6,280	39,211	-30,898	1,568,058	-150,892	6,113,860
57 2018/2020 3021 Space Procurement, Air Force	0	0	0	0	0	2,020	0	0	0	0	0	2,020
57 2019/2019 3500 Military Personnel, Air Force	0	0	0	0	60,291	380,932	2,780	9,788	16,847	89,109	79,918	479,829
57 2014/2014 3400 Operation and Maintenance, Air Force	-4	-4	-13,457	-15,555	0	0	0	1	0	0	-13,461	-15,558
57 2015/2015 3400 Operation and Maintenance, Air Force	0	531	-129	-1,745	101	-5,394	1	-35	-199	-224	-226	-6,867
57 2016/2016 3400 Operation and Maintenance, Air Force	-2	-3	0	0	5,880	-18,190	0	1	-6	-2,434	5,872	-20,626
57 2017/2017 3400 Operation and Maintenance, Air Force	0	0	0	0	3,081	-16,495	0	-70	-366	-6,798	2,715	-23,363
57 2018/2018 3400 Operation and Maintenance, Air Force	0	0	0	0	-11,032	-31,215	-6	6,612	-4,940	-12,811	-15,978	-37,414
57 2019/2019 3400 Operation and Maintenance, Air Force	0	0	0	0	-202,777	3,165,352	3,505	22,914	-56,061	843,145	-255,333	4,031,411

COST OF WAR
Obligations by Component, Appropriation and Operation
Fiscal Year 2007 - 2019
(Amounts in Thousands)
As of March 31, 2019

Appropriation	Operation New Dawn (OND) / Post-OND Iraq Activities		Operation Enduring Freedom		Operation Freedom's Sentinel		Operation Noble Eagle		Operation Inherent Resolve		Summary	
	Obligations March 2019	Obligations Year to Date	Obligations March 2019	Obligations Year to Date	Obligations March 2019	Obligations Year to Date	Obligations March 2019	Obligations Year to Date	Obligations March 2019	Obligations Year to Date	Obligations March 2019	Obligations Year to Date
57 2012/2014 3010 Aircraft Procurement, Air Force	0	0	-534	-744	0	0	0	0	0	0	-534	-744
57 2013/2015 3010 Aircraft Procurement, Air Force	0	0	0	8	0	0	0	0	0	0	0	8
57 2014/2016 3010 Aircraft Procurement, Air Force	0	0	-10	34,980	0	-34,992	0	0	0	0	-10	-12
57 2015/2017 3010 Aircraft Procurement, Air Force	0	0	-7	-91	0	0	0	0	0	23,664	-7	23,573
57 2016/2018 3010 Aircraft Procurement, Air Force	0	0	0	0	-4,353	-5,649	0	0	0	0	-4,353	-5,649
57 2017/2019 3010 Aircraft Procurement, Air Force	0	0	0	0	9,859	660,028	0	0	15	25,967	9,874	685,995
57 2018/2020 3010 Aircraft Procurement, Air Force	0	0	0	0	1,294	78,107	0	0	0	54,182	1,294	132,289
57 2019/2021 3010 Aircraft Procurement, Air Force	0	0	0	0	12,686	31,435	0	0	3,800	47,850	16,486	79,285
57 2016/2018 3020 Missile Procurement, Air Force	0	0	0	0	0	0	0	0	0	129,011	0	129,011
57 2017/2019 3020 Missile Procurement, Air Force	0	0	0	0	0	3,337	0	0	0	-73,931	0	-70,594
57 2018/2020 3020 Missile Procurement, Air Force	0	0	0	0	0	60,423	0	0	0	-56,365	0	4,058
57 2012/2014 3011 Procurement of Ammunition, Air Force	0	0	0	20	0	0	0	0	0	0	0	20
57 2013/2015 3011 Procurement of Ammunition, Air Force	0	0	-4	-4	0	0	0	0	0	0	-4	-4
57 2014/2016 3011 Procurement of Ammunition, Air Force	0	0	0	306	0	-306	0	0	0	0	0	0
57 2015/2017 3011 Procurement of Ammunition, Air Force	0	0	0	59,038	0	0	0	0	-10	-59,048	-10	-10
57 2016/2018 3011 Procurement of Ammunition, Air Force	0	0	0	0	0	18,995	0	0	0	-18,995	0	0
57 2017/2019 3011 Procurement of Ammunition, Air Force	0	0	0	0	0	-45,154	0	0	0	29,848	0	-15,306
57 2018/2020 3011 Procurement of Ammunition, Air Force	0	0	0	0	0	1,290	0	0	0	4,168	0	5,458
57 2019/2021 3011 Procurement of Ammunition, Air Force	0	0	0	0	0	1,492	0	0	0	481,499	0	482,991
57 2012/2014 3080 Other Procurement, Air Force	0	0	0	4	0	0	0	0	0	0	0	4
57 2014/2016 3080 Other Procurement, Air Force	0	0	0	173	0	0	0	0	0	0	0	173
57 2015/2017 3080 Other Procurement, Air Force	0	0	-1	5,289	0	-2,345	0	0	0	-1,746	-1	1,198
57 2016/2018 3080 Other Procurement, Air Force	0	0	0	0	3,244	-2,037	0	0	0	5,244	3,244	3,207
57 2017/2019 3080 Other Procurement, Air Force	0	0	0	0	4,866	126,396	0	0	0	28,606	4,866	155,002
57 2018/2020 3080 Other Procurement, Air Force	0	0	0	0	402	7,651	0	0	1,832	6,206	2,234	13,857
57 2019/2021 3080 Other Procurement, Air Force	0	0	0	0	0	929	0	0	5,795	14,815	5,795	15,744
57 2014/2015 3600 Research, Development, Test, and Evaluation, Air Force	0	0	0	1	0	0	0	0	0	0	0	1
57 2017/2018 3600 Research, Development, Test, and Evaluation, Air Force	0	0	0	0	0	39,714	0	0	0	0	0	39,714
57 2018/2019 3600 Research, Development, Test, and Evaluation, Air Force	0	0	0	0	532	-827	0	0	30	-370	562	-1,197
57 2019/2020 3600 Research, Development, Test, and Evaluation, Air Force	0	0	0	0	3,800	8,890	0	0	2,365	17,466	6,165	26,356
Air Force Reserve	-26	0	47,047	47,061	-61,807	-29,704	0	0	0	-1	-14,786	17,356
57 2019/2019 3700 Reserve Personnel, Air Force	0	0	0	0	858	11,638	0	0	0	0	858	11,638
57 2014/2014 3740 Operation and Maintenance, Air Force Reserve	0	0	-26,122	-26,108	9	9	0	0	0	0	-26,113	-26,099
57 2015/2015 3740 Operation and Maintenance, Air Force Reserve	0	0	73,169	73,169	-73,223	-73,246	0	0	0	0	-54	-77
57 2016/2016 3740 Operation and Maintenance, Air Force Reserve	-26	0	0	0	-485	-487	0	0	0	0	-511	-487
57 2017/2017 3740 Operation and Maintenance, Air Force Reserve	0	0	0	0	-42	-51	0	0	0	-1	-42	-52
57 2018/2018 3740 Operation and Maintenance, Air Force Reserve	0	0	0	0	-2,791	-2,897	0	0	0	0	-2,791	-2,897
57 2019/2019 3740 Operation and Maintenance, Air Force Reserve	0	0	0	0	13,867	35,330	0	0	0	0	13,867	35,330
Air Force National Guard	0	0	0	0	972	6,582	0	0	0	0	972	6,582
57 2016/2016 3850 National Guard Personnel, Air Force	0	0	0	0	0	550	0	0	0	0	0	550
57 2019/2019 3850 National Guard Personnel, Air Force	0	0	0	0	456	2,937	0	0	0	0	456	2,937
57 2019/2019 3840 Operation and Maintenance, Air Natl Guard	0	0	0	0	516	3,095	0	0	0	0	516	3,095
Defense Agencies Total	0	2,609	1,417	-467,911	922,052	771,516	0	0	507,355	684,126	1,430,824	990,340
DCAA Total	0	-616	0	-233	89	737	0	0	23	102	112	-10
97 2014/2014 0100 Operation and Maintenance, Defense-Wide	0	-616	0	-233	0	0	0	0	0	0	0	-849
97 2019/2019 0100 Operation and Maintenance, Defense-Wide	0	0	0	0	89	737	0	0	23	102	112	839
DCMA Total	0	0	0	0	1,060	6,727	0	0	333	2,123	1,393	8,850
97 2019/2019 0100 Operation and Maintenance, Defense-Wide	0	0	0	0	1,060	6,727	0	0	333	2,123	1,393	8,850
DHP Total	0	0	-473	-1,345	24,987	163,822	0	0	0	0	24,514	162,477
97 2014/2014 0130 Defense Health Program, O&M	0	0	-473	-760	0	0	0	0	0	0	-473	-760
97 2015/2015 0130 Defense Health Program, O&M	0	0	0	-585	0	0	0	0	0	0	0	-585
97 2016/2016 0130 Defense Health Program, O&M	0	0	0	0	0	-378	0	0	0	0	0	-378

COST OF WAR
Obligations by Component, Appropriation and Operation
Fiscal Year 2007 - 2019
(Amounts in Thousands)
As of March 31, 2019

Appropriation	Operation New Dawn (OND) / Post-OND Iraq Activities		Operation Enduring Freedom		Operation Freedom's Sentinel		Operation Noble Eagle		Operation Inherent Resolve		Summary	
	Obligations March 2019	Obligations Year to Date	Obligations March 2019	Obligations Year to Date	Obligations March 2019	Obligations Year to Date	Obligations March 2019	Obligations Year to Date	Obligations March 2019	Obligations Year to Date	Obligations March 2019	Obligations Year to Date
97 2017/2017 0130 Defense Health Program, O&M	0	0	0	0	-227	-1,559	0	0	0	0	-227	-1,559
97 2018/2018 0130 Defense Health Program, O&M	0	0	0	0	-291	1,101	0	0	0	0	-291	1,101
97 2019/2019 0130 Defense Health Program, O&M	0	0	0	0	25,505	164,658	0	0	0	0	25,505	164,658
DISA Total	0	0	0	192	648	22,975	0	0	789	12,963	1,437	36,130
97 2014/2014 0100 Operation and Maintenance, Defense-Wide	0	0	0	192	0	0	0	0	0	0	0	192
97 2016/2016 0100 Operation and Maintenance, Defense-Wide	0	0	0	0	0	127	0	0	0	282	0	409
97 2017/2017 0100 Operation and Maintenance, Defense-Wide	0	0	0	0	0	280	0	0	0	314	0	594
97 2018/2018 0100 Operation and Maintenance, Defense-Wide	0	0	0	0	126	-1,046	0	0	0	-367	126	-1,413
97 2019/2019 0100 Operation and Maintenance, Defense-Wide	0	0	0	0	522	9,479	0	0	789	12,557	1,311	22,036
97 2018/2020 0300 Procurement, Defense-Wide	0	0	0	0	0	14,135	0	0	0	177	0	14,312
DLA Total	0	3,225	3,327	5,666	437	10,873	0	0	0	0	3,764	19,764
97 2012/XXXX 4930 Defense Working Capital Funds, Defense (Army)	0	0	0	1	0	0	0	0	0	0	0	1
97 2013/XXXX 4930 Defense Working Capital Funds, Defense (Army)	0	0	339	349	0	0	0	0	0	0	339	349
97 2013/XXXX 4930 Defense Working Capital Funds, Defense	0	2,048	3,000	4,300	0	0	0	0	0	0	3,000	6,348
97 2014/XXXX 4930 Defense Working Capital Funds, Defense (Army)	0	0	-12	-866	0	0	0	0	0	0	-12	-866
97 2014/XXXX 4930 Defense Working Capital Funds, Defense	0	1,177	0	1,882	0	0	0	0	0	0	0	3,059
97 2015/XXXX 4930 Defense Working Capital Funds, Defense	0	0	0	0	0	5,000	0	0	0	0	0	5,000
97 2018/XXXX 4930 Defense Working Capital Funds, Defense	0	0	0	0	437	5,873	0	0	0	0	437	5,873
DLSA Total	0	0	0	0	6,597	47,474	0	0	0	0	6,597	47,474
97 2019/2019 0100 Operation and Maintenance, Defense-Wide	0	0	0	0	6,597	47,474	0	0	0	0	6,597	47,474
DMA Total	0	0	-339	-339	-4	9	0	0	3,907	11,288	3,564	10,958
97 2014/2014 0100 Operation and Maintenance, Defense-Wide	0	0	-339	-339	0	0	0	0	0	0	-339	-339
97 2017/2017 0100 Operation and Maintenance, Defense-Wide	0	0	0	0	-4	-4	0	0	4	4	0	0
97 2019/2019 0100 Operation and Maintenance, Defense-Wide	0	0	0	0	0	13	0	0	3,903	11,284	3,903	11,297
DODEA Total	0	0	0	-6	0	31,598	0	0	0	0	0	31,592
97 2014/2014 0100 Operation and Maintenance, Defense-Wide	0	0	0	-6	0	0	0	0	0	0	0	-6
97 2017/2017 0100 Operation and Maintenance, Defense-Wide	0	0	0	0	0	-19	0	0	0	0	0	-19
97 2018/2018 0100 Operation and Maintenance, Defense-Wide	0	0	0	0	0	-3	0	0	0	0	0	-3
97 2019/2019 0100 Operation and Maintenance, Defense-Wide	0	0	0	0	0	31,620	0	0	0	0	0	31,620
DODIG Total	0	0	0	14	974	4,506	0	0	1,425	8,139	2,399	12,659
97 2014/2014 0107 Office of the Inspector General, Defense	0	0	0	3	0	0	0	0	0	0	0	3
97 2015/2015 0107 Office of the Inspector General, Defense	0	0	0	11	0	0	0	0	0	1	0	12
97 2018/2018 0107 Office of the Inspector General, Defense	0	0	0	0	0	552	0	0	-1	1,190	-1	1,742
97 2019/2019 0107 Office of the Inspector General, Defense	0	0	0	0	974	3,954	0	0	1,426	6,948	2,400	10,902
DSCA Total	0	0	0	0	80,142	136,346	0	0	0	0	80,142	136,346
97 2018/2019 0100 Operation and Maintenance, Defense-Wide	0	0	0	0	42,856	43,060	0	0	0	0	42,856	43,060
97 2018/2018 0100 Operation and Maintenance, Defense-Wide	0	0	0	0	13	13	0	0	0	0	13	13
97 2019/2019 0100 Operation and Maintenance, Defense-Wide	0	0	0	0	37,273	93,273	0	0	0	0	37,273	93,273
DTRA Total	0	0	0	0	71,484	172,403	0	0	0	0	71,484	172,403
97 2017/2017 0100 Operation and Maintenance, Defense-Wide	0	0	0	0	0	-3	0	0	0	0	0	-3
97 2018/2018 0100 Operation and Maintenance, Defense-Wide	0	0	0	0	-15	-226	0	0	0	0	-15	-226
97 2019/2019 0100 Operation and Maintenance, Defense-Wide	0	0	0	0	63,348	90,055	0	0	0	0	63,348	90,055
97 2019/2021 0300 Procurement, Defense-Wide	0	0	0	0	0	5,534	0	0	0	0	0	5,534
97 2018/2019 0400 Research, Development, Test, and Evaluation, Defense-Wide	0	0	0	0	-179	22,503	0	0	0	0	-179	22,503
97 2019/2020 0400 Research, Development, Test, and Evaluation, Defense-Wide	0	0	0	0	11,321	55,410	0	0	0	0	11,321	55,410
97 2017/2019 2093 Joint Improvised Explosive Device Defeat Fund	0	0	0	0	-2,991	-870	0	0	0	0	-2,991	-870
JCS Total	0	0	0	0	0	-538	0	0	2	851	2	313
97 2018/2018 0100 Operation and Maintenance, Defense-Wide	0	0	0	0	0	-541	0	0	0	369	0	-172
97 2019/2019 0100 Operation and Maintenance, Defense-Wide	0	0	0	0	0	3	0	0	2	482	2	485
OSD Total	0	0	0	0	1,347	7,362	0	0	0	0	1,347	7,362

COST OF WAR
Obligations by Component, Appropriation and Operation
Fiscal Year 2007 - 2019
(Amounts in Thousands)
As of March 31, 2019

	Operation New Dawn (OND) / Post-OND Iraq Activities		Operation Enduring Freedom		Operation Freedom's Sentinel		Operation Noble Eagle		Operation Inherent Resolve		Summary	
	Obligations March 2019	Obligations Year to Date	Obligations March 2019	Obligations Year to Date	Obligations March 2019	Obligations Year to Date	Obligations March 2019	Obligations Year to Date	Obligations March 2019	Obligations Year to Date	Obligations March 2019	Obligations Year to Date
Appropriation												
97 2019/2019 0100 Operation and Maintenance, Defense-Wide	0	0	0	0	1,347	7,362	0	0	0	0	1,347	7,362
Other Total	0	0	-781	-781	295,782	295,782	0	0	489,787	489,787	784,788	784,788
97 2014/2014 0100 Operation and Maintenance, Defense-Wide	0	0	-667	-667	0	0	0	0	0	0	-667	-667
97 2015/2015 0100 Operation and Maintenance, Defense-Wide	0	0	0	0	260	260	0	0	117	117	377	377
97 2016/2016 0100 Operation and Maintenance, Defense-Wide	0	0	0	0	-1,147	-1,147	0	0	4	4	-1,143	-1,143
97 2017/2017 0100 Operation and Maintenance, Defense-Wide	0	0	0	0	113,534	113,534	0	0	50,969	50,969	164,503	164,503
97 2018/2018 0100 Operation and Maintenance, Defense-Wide	0	0	0	0	93,898	93,898	0	0	266,084	266,084	359,982	359,982
97 2019/2019 0100 Operation and Maintenance, Defense-Wide	0	0	0	0	51,992	51,992	0	0	126,756	126,756	178,748	178,748
97 2013/2015 0300 Procurement, Defense-Wide	0	0	-35	-35	0	0	0	0	0	0	-35	-35
97 2014/2016 0300 Procurement, Defense-Wide	0	0	-79	-79	0	0	0	0	0	0	-79	-79
97 2015/2017 0300 Procurement, Defense-Wide	0	0	0	0	748	748	0	0	0	0	748	748
97 2016/2018 0300 Procurement, Defense-Wide	0	0	0	0	754	754	0	0	0	0	754	754
97 2017/2019 0300 Procurement, Defense-Wide	0	0	0	0	7,622	7,622	0	0	0	0	7,622	7,622
97 2018/2020 0300 Procurement, Defense-Wide	0	0	0	0	960	960	0	0	1,500	1,500	2,460	2,460
97 2019/2021 0300 Procurement, Defense-Wide	0	0	0	0	475	475	0	0	751	751	1,226	1,226
97 2016/2017 0400 Research, Development, Test, and Evaluation, Defense-Wide	0	0	0	0	217	217	0	0	0	0	217	217
97 2017/2018 0400 Research, Development, Test, and Evaluation, Defense-Wide	0	0	0	0	26,469	26,469	0	0	18,928	18,928	45,397	45,397
97 2018/2019 0400 Research, Development, Test, and Evaluation, Defense-Wide	0	0	0	0	0	0	0	0	14,210	14,210	14,210	14,210
97 2019/2020 0400 Research, Development, Test, and Evaluation, Defense-Wide	0	0	0	0	0	0	0	0	10,468	10,468	10,468	10,468
SOCOM Total	0	0	-317	-471,079	437,943	-131,556	0	0	11,089	158,873	448,715	-443,762
97 2013/2013 0100 Operation and Maintenance, Defense-Wide	0	0	-167	-167	0	0	0	0	0	0	-167	-167
97 2014/2014 0100 Operation and Maintenance, Defense-Wide	0	0	-128	-49,978	0	0	0	0	0	0	-128	-49,978
97 2015/2015 0100 Operation and Maintenance, Defense-Wide	0	0	-22	-420,275	-2	2,471	0	0	0	0	-24	-417,804
97 2016/2016 0100 Operation and Maintenance, Defense-Wide	0	0	0	0	-50	-629,144	0	0	0	0	-50	-629,144
97 2017/2017 0100 Operation and Maintenance, Defense-Wide	0	0	0	0	390	-716,922	0	0	0	14	390	-716,908
97 2018/2018 0100 Operation and Maintenance, Defense-Wide	0	0	0	0	-168	-815,483	0	0	-15	-339	-183	-815,822
97 2019/2019 0100 Operation and Maintenance, Defense-Wide	0	0	0	0	400,919	1,618,746	0	0	11,104	159,198	412,023	1,777,944
97 2012/2014 0300 Procurement, Defense-Wide	0	0	0	-28	0	0	0	0	0	0	0	-28
97 2015/2017 0300 Procurement, Defense-Wide	0	0	0	-631	0	0	0	0	0	0	0	-631
97 2017/2019 0300 Procurement, Defense-Wide	0	0	0	0	322	6,409	0	0	0	0	322	6,409
97 2018/2020 0300 Procurement, Defense-Wide	0	0	0	0	7,131	119,587	0	0	0	0	7,131	119,587
97 2019/2021 0300 Procurement, Defense-Wide	0	0	0	0	24,181	267,229	0	0	0	0	24,181	267,229
97 2019/2020 0400 Research, Development, Test, and Evaluation, Defense-Wide	0	0	0	0	5,220	15,551	0	0	0	0	5,220	15,551
WHS Total	0	0	0	0	566	2,996	0	0	0	0	566	2,996
97 2019/2019 0100 Operation and Maintenance, Defense-Wide	0	0	0	0	566	2,996	0	0	0	0	566	2,996

**Military Personnel Subsidiary Report
(Cost Breakdown Structure)**

COST OF WAR
Military Personnel (MILPERS) Summary Execution by Operation and Cost Breakdown Structure (CBS)
Fiscal Year 2007 - 2019
(Amounts in Thousands)
As of March 31, 2019

CBS Summary	Operation New Dawn (OND) / Post-OND Iraq Activities		Operation Enduring Freedom		Operation Freedom's Sentinel		Operation Noble Eagle		Operation Inherent Resolve		Summary	
	Obligations Year to Date	Disbursements Year to Date	Obligations Year to Date	Disbursements Year to Date	Obligations Year to Date	Disbursements Year to Date	Obligations Year to Date	Disbursements Year to Date	Obligations Year to Date	Disbursements Year to Date	Obligations Year to Date	Disbursements Year to Date
MILPERS CBS Summary Total	0	0	-84	21	2,028,940	2,014,693	29,304	29,304	220,031	219,956	2,278,191	2,263,974
1.0 Personnel Costs	0	0	-84	21	2,028,940	2,014,693	29,304	29,304	220,031	219,956	2,278,191	2,263,974
1.1.1 Reserve Components Called To Active Duty	0	0	0	0	1,589,067	1,589,067	28,823	28,823	178,350	178,350	1,796,240	1,796,240
1.1.2 Imminent Danger or Hostile Fire Pay	0	0	0	0	31,417	31,414	0	0	4,578	4,578	35,995	35,992
1.1.3 Family Separation Allowance	0	0	0	0	50,850	50,838	414	414	5,484	5,484	56,748	56,736
1.1.4 Hardship Duty Pay	0	0	0	0	36,409	36,405	0	0	4,275	4,275	40,684	40,680
1.1.5 Subsistence	0	0	0	0	189,044	189,044	67	67	24,270	24,270	213,381	213,381
1.1.6 Reserve Components Predeployment Training	0	0	-84	21	99,653	87,513	0	0	2	2	99,571	87,536
1.1.7 Other Military Personnel (Special Pay)	0	0	0	0	32,500	30,412	0	0	3,072	2,997	35,572	33,409
1.0 Personnel Sub-Total	0	0	-84	21	2,028,940	2,014,693	29,304	29,304	220,031	219,956	2,278,191	2,263,974

COST OF WAR
Military Personnel (MILPERS) Summary Execution by Operation, Component, and Cost Breakdown Structure (CBS)
Fiscal Year 2007 - 2019
(Amounts in Thousands)
As of March 31, 2019

Component	Operation New Dawn (OND) / Post-OND Iraq Activities		Operation Enduring Freedom		Operation Freedom's Sentinel		Operation Noble Eagle		Operation Inherent Resolve		Summary	
	Obligations Year To Date	Disbursements Year To Date	Obligations Year To Date	Disbursements Year To Date	Obligations Year To Date	Disbursements Year To Date	Obligations Year To Date	Disbursements Year To Date	Obligations Year To Date	Disbursements Year To Date	Obligations Year To Date	Disbursements Year To Date
Grand Total	0	0	-84	21	2,028,940	2,014,693	29,304	29,304	220,031	219,956	2,278,191	2,263,974
Army Total	0	0	-84	21	1,397,722	1,394,553	19,516	19,516	108,980	108,980	1,526,134	1,523,070
1.1.1 Reserve Components Called To Active Duty	0	0	0	0	1,090,338	1,090,338	19,273	19,273	90,123	90,123	1,199,734	1,199,734
1.1.2 Imminent Danger or Hostile Fire Pay	0	0	0	0	18,999	18,999	0	0	1,601	1,601	20,600	20,600
1.1.3 Family Separation Allowance	0	0	0	0	30,199	30,199	243	243	2,519	2,519	32,961	32,961
1.1.4 Hardship Duty Pay	0	0	0	0	25,035	25,035	0	0	2,072	2,072	27,107	27,107
1.1.5 Subsistence	0	0	0	0	136,720	136,720	0	0	11,117	11,117	147,837	147,837
1.1.6 Reserve Components Predeployment Training	0	0	-84	21	78,037	74,868	0	0	2	2	77,955	74,891
1.1.7 Other Military Personnel (Special Pay)	0	0	0	0	18,394	18,394	0	0	1,546	1,546	19,940	19,940
1.0 Personnel Sub-Total	0	0	-84	21	1,397,722	1,394,553	19,516	19,516	108,980	108,980	1,526,134	1,523,070
Navy/Marine Corps Total	0	0	0	0	235,161	230,761	0	0	21,942	21,867	257,103	252,628
Navy Total	0	0	0	0	179,866	176,297	0	0	6,589	6,514	186,455	182,811
1.1.1 Reserve Components Called To Active Duty	0	0	0	0	139,106	139,106	0	0	5,792	5,792	144,898	144,898
1.1.2 Imminent Danger or Hostile Fire Pay	0	0	0	0	3,493	3,493	0	0	148	148	3,641	3,641
1.1.3 Family Separation Allowance	0	0	0	0	9,453	9,453	0	0	394	394	9,847	9,847
1.1.4 Hardship Duty Pay	0	0	0	0	2,549	2,549	0	0	106	106	2,655	2,655
1.1.5 Subsistence	0	0	0	0	11,002	11,002	0	0	0	0	11,002	11,002
1.1.6 Reserve Components Predeployment Training	0	0	0	0	5,679	4,198	0	0	0	0	5,679	4,198
1.1.7 Other Military Personnel (Special Pay)	0	0	0	0	8,584	6,496	0	0	149	74	8,733	6,570
1.0 Personnel Sub-Total	0	0	0	0	179,866	176,297	0	0	6,589	6,514	186,455	182,811
Marine Corps Total	0	0	0	0	55,295	54,464	0	0	15,353	15,353	70,648	69,817
1.1.1 Reserve Components Called To Active Duty	0	0	0	0	46,794	46,794	0	0	14,407	14,407	61,201	61,201
1.1.2 Imminent Danger or Hostile Fire Pay	0	0	0	0	2,010	2,007	0	0	388	388	2,398	2,395
1.1.3 Family Separation Allowance	0	0	0	0	3,348	3,336	0	0	301	301	3,649	3,637
1.1.4 Hardship Duty Pay	0	0	0	0	2,331	2,327	0	0	257	257	2,588	2,584
1.1.6 Reserve Components Predeployment Training	0	0	0	0	812	0	0	0	0	0	812	0
1.0 Personnel Sub-Total	0	0	0	0	55,295	54,464	0	0	15,353	15,353	70,648	69,817
Air Force Total	0	0	0	0	396,057	389,379	9,788	9,788	89,109	89,109	494,954	488,276
1.1.1 Reserve Components Called To Active Duty	0	0	0	0	312,829	312,829	9,550	9,550	68,028	68,028	390,407	390,407
1.1.2 Imminent Danger or Hostile Fire Pay	0	0	0	0	6,915	6,915	0	0	2,441	2,441	9,356	9,356
1.1.3 Family Separation Allowance	0	0	0	0	7,850	7,850	171	171	2,270	2,270	10,291	10,291
1.1.4 Hardship Duty Pay	0	0	0	0	6,494	6,494	0	0	1,840	1,840	8,334	8,334
1.1.5 Subsistence	0	0	0	0	41,322	41,322	67	67	13,153	13,153	54,542	54,542
1.1.6 Reserve Components Predeployment Training	0	0	0	0	15,125	8,447	0	0	0	0	15,125	8,447
1.1.7 Other Military Personnel (Special Pay)	0	0	0	0	5,522	5,522	0	0	1,377	1,377	6,899	6,899
1.0 Personnel Sub-Total	0	0	0	0	396,057	389,379	9,788	9,788	89,109	89,109	494,954	488,276

COST OF WAR
Military Personnel (MILPERS) Summary Execution by Operation, Component, Appropriation and Cost Breakdown Structure (CBS)
Fiscal Year 2007 - 2019
(Amounts in Thousands)
As of March 31, 2019

Component and Appropriation	Operation New Dawn (OND) / Post-OND Iraq Activities		Operation Enduring Freedom		Operation Freedom's Sentinel		Operation Noble Eagle		Operation Inherent Resolve		Summary	
	Obligations Year to Date	Disbursements Year to Date	Obligations Year to Date	Disbursements Year to Date	Obligations Year to Date	Disbursements Year to Date	Obligations Year to Date	Disbursements Year to Date	Obligations Year to Date	Disbursements Year to Date	Obligations Year to Date	Disbursements Year to Date
Grand Total	0	0	-84	21	2,028,940	2,014,693	29,304	29,304	220,031	219,956	2,278,191	2,263,974
Army Total	0	0	-84	21	1,397,722	1,394,553	19,516	19,516	108,980	108,980	1,526,134	1,523,070
Army Active Total	0	0	0	0	1,319,685	1,319,685	19,516	19,516	108,978	108,978	1,448,179	1,448,179
Military Personnel, Army												
1.1.1 Reserve Components Called To Active Duty	0	0	0	0	1,090,338	1,090,338	19,273	19,273	90,123	90,123	1,199,734	1,199,734
1.1.2 Imminent Danger or Hostile Fire Pay	0	0	0	0	18,999	18,999	0	0	1,601	1,601	20,600	20,600
1.1.3 Family Separation Allowance	0	0	0	0	30,199	30,199	243	243	2,519	2,519	32,961	32,961
1.1.4 Hardship Duty Pay	0	0	0	0	25,035	25,035	0	0	2,072	2,072	27,107	27,107
1.1.5 Subsistence	0	0	0	0	136,720	136,720	0	0	11,117	11,117	147,837	147,837
1.1.7 Other Military Personnel (Special Pay)	0	0	0	0	18,394	18,394	0	0	1,546	1,546	19,940	19,940
1.0 Personnel Sub-Total	0	0	0	0	1,319,685	1,319,685	19,516	19,516	108,978	108,978	1,448,179	1,448,179
Army Reserve Total	0	0	-57	14	12,302	11,633	0	0	2	2	12,247	11,649
Reserve Personnel, Army												
1.1.6 Reserve Components Predeployment Training	0	0	-57	14	12,302	11,633	0	0	2	2	12,247	11,649
1.0 Personnel Sub-Total	0	0	-57	14	12,302	11,633	0	0	2	2	12,247	11,649
Army National Guard Total	0	0	-27	7	65,735	63,235	0	0	0	0	65,708	63,242
National Guard Personnel, Army												
1.1.6 Reserve Components Predeployment Training	0	0	-27	7	65,735	63,235	0	0	0	0	65,708	63,242
1.0 Personnel Sub-Total	0	0	-27	7	65,735	63,235	0	0	0	0	65,708	63,242
Navy/Marine Corps Total	0	0	0	0	235,161	230,761	0	0	21,942	21,867	257,103	252,628
Navy Total	0	0	0	0	179,866	176,297	0	0	6,589	6,514	186,455	182,811
Navy Active Total	0	0	0	0	174,187	172,099	0	0	6,589	6,514	180,776	178,613
Military Personnel, Navy												
1.1.1 Reserve Components Called To Active Duty	0	0	0	0	139,106	139,106	0	0	5,792	5,792	144,898	144,898
1.1.2 Imminent Danger or Hostile Fire Pay	0	0	0	0	3,493	3,493	0	0	148	148	3,641	3,641
1.1.3 Family Separation Allowance	0	0	0	0	9,453	9,453	0	0	394	394	9,847	9,847
1.1.4 Hardship Duty Pay	0	0	0	0	2,549	2,549	0	0	106	106	2,655	2,655
1.1.5 Subsistence	0	0	0	0	11,002	11,002	0	0	0	0	11,002	11,002
1.1.7 Other Military Personnel (Special Pay)	0	0	0	0	8,584	6,496	0	0	149	74	8,733	6,570
1.0 Personnel Sub-Total	0	0	0	0	174,187	172,099	0	0	6,589	6,514	180,776	178,613
Navy Reserve Total	0	0	0	0	5,679	4,198	0	0	0	0	5,679	4,198
Reserve Personnel, Navy												
1.1.6 Reserve Components Predeployment Training	0	0	0	0	5,679	4,198	0	0	0	0	5,679	4,198
1.0 Personnel Sub-Total	0	0	0	0	5,679	4,198	0	0	0	0	5,679	4,198
Marine Corps Total	0	0	0	0	55,295	54,464	0	0	15,353	15,353	70,648	69,817
Marine Corps Active Total	0	0	0	0	54,464	54,464	0	0	15,353	15,353	69,817	69,817
Military Personnel, Marine Corps												
1.1.1 Reserve Components Called To Active Duty	0	0	0	0	46,794	46,794	0	0	14,407	14,407	61,201	61,201
1.1.2 Imminent Danger or Hostile Fire Pay	0	0	0	0	2,007	2,007	0	0	388	388	2,395	2,395
1.1.3 Family Separation Allowance	0	0	0	0	3,336	3,336	0	0	301	301	3,637	3,637
1.1.4 Hardship Duty Pay	0	0	0	0	2,327	2,327	0	0	257	257	2,584	2,584
1.0 Personnel Sub-Total	0	0	0	0	54,464	54,464	0	0	15,353	15,353	69,817	69,817
Marine Corps Reserve Total	0	0	0	0	831	0	0	0	0	0	831	0
Reserve Personnel, Marine Corps												
1.1.2 Imminent Danger or Hostile Fire Pay	0	0	0	0	3	0	0	0	0	0	3	0
1.1.3 Family Separation Allowance	0	0	0	0	12	0	0	0	0	0	12	0
1.1.4 Hardship Duty Pay	0	0	0	0	4	0	0	0	0	0	4	0
1.1.6 Reserve Components Predeployment Training	0	0	0	0	812	0	0	0	0	0	812	0

COST OF WAR
Military Personnel (MILPERS) Summary Execution by Operation, Component, Appropriation and Cost Breakdown Structure (CBS)
Fiscal Year 2007 - 2019
(Amounts in Thousands)
As of March 31, 2019

Component and Appropriation	Operation New Dawn (OND) / Post-OND Iraq Activities		Operation Enduring Freedom		Operation Freedom's Sentinel		Operation Noble Eagle		Operation Inherent Resolve		Summary	
	Obligations Year to Date	Disbursements Year to Date	Obligations Year to Date	Disbursements Year to Date	Obligations Year to Date	Disbursements Year to Date	Obligations Year to Date	Disbursements Year to Date	Obligations Year to Date	Disbursements Year to Date	Obligations Year to Date	Disbursements Year to Date
1.0 Personnel Sub-Total	0	0	0	0	831	0	0	0	0	0	831	0
Air Force Total	0	0	0	0	396,057	389,379	9,788	9,788	89,109	89,109	494,954	488,276
Air Force Active Total	0	0	0	0	380,932	380,932	9,788	9,788	89,109	89,109	479,829	479,829
Military Personnel, Air Force												
1.1.1 Reserve Components Called To Active Duty	0	0	0	0	312,829	312,829	9,550	9,550	68,028	68,028	390,407	390,407
1.1.2 Imminent Danger or Hostile Fire Pay	0	0	0	0	6,915	6,915	0	0	2,441	2,441	9,356	9,356
1.1.3 Family Separation Allowance	0	0	0	0	7,850	7,850	171	171	2,270	2,270	10,291	10,291
1.1.4 Hardship Duty Pay	0	0	0	0	6,494	6,494	0	0	1,840	1,840	8,334	8,334
1.1.5 Subsistence	0	0	0	0	41,322	41,322	67	67	13,153	13,153	54,542	54,542
1.1.7 Other Military Personnel (Special Pay)	0	0	0	0	5,522	5,522	0	0	1,377	1,377	6,899	6,899
1.0 Personnel Sub-Total	0	0	0	0	380,932	380,932	9,788	9,788	89,109	89,109	479,829	479,829
Air Force Reserve Total	0	0	0	0	11,638	6,042	0	0	0	0	11,638	6,042
Reserve Personnel, Air Force												
1.1.6 Reserve Components Predeployment Training	0	0	0	0	11,638	6,042	0	0	0	0	11,638	6,042
1.0 Personnel Sub-Total	0	0	0	0	11,638	6,042	0	0	0	0	11,638	6,042
Air Force National Guard Total	0	0	0	0	3,487	2,405	0	0	0	0	3,487	2,405
National Guard Personnel, Air Force												
1.1.6 Reserve Components Predeployment Training	0	0	0	0	3,487	2,405	0	0	0	0	3,487	2,405
1.0 Personnel Sub-Total	0	0	0	0	3,487	2,405	0	0	0	0	3,487	2,405

COST OF WAR
Military Personnel (MILPERS) Summary Execution by Operation and Cost Breakdown Structure (CBS)
Beginning Fiscal Year - 2019
(Amounts in Thousands)
As of March 31, 2019

CBS Summary	Operation Freedom's Sentinel		Operation Noble Eagle		Operation Inherent Resolve		Summary	
	Obligations Year to Date	Disbursements Year to Date	Obligations Year to Date	Disbursements Year to Date	Obligations Year to Date	Disbursements Year to Date	Obligations Year to Date	Disbursements Year to Date
MILPERS CBS Summary Total	2,026,566	2,004,034	29,304	29,304	220,029	219,954	2,275,899	2,253,292
1.0 Personnel Costs	2,026,566	2,004,034	29,304	29,304	220,029	219,954	2,275,899	2,253,292
1.1.1 Reserve Components Called To Active Duty	1,589,067	1,589,067	28,823	28,823	178,350	178,350	1,796,240	1,796,240
1.1.2 Imminent Danger or Hostile Fire Pay	31,417	31,414	0	0	4,578	4,578	35,995	35,992
1.1.3 Family Separation Allowance	50,850	50,838	414	414	5,484	5,484	56,748	56,736
1.1.4 Hardship Duty Pay	36,409	36,405	0	0	4,275	4,275	40,684	40,680
1.1.5 Subsistence	189,044	189,044	67	67	24,270	24,270	213,381	213,381
1.1.6 Reserve Components Predeployment Training	97,279	76,854	0	0	0	0	97,279	76,854
1.1.7 Other Military Personnel (Special Pay)	32,500	30,412	0	0	3,072	2,997	35,572	33,409
1.0 Personnel Sub-Total	2,026,566	2,004,034	29,304	29,304	220,029	219,954	2,275,899	2,253,292

COST OF WAR
Military Personnel (MILPERS) Summary Execution by Operation, Component, and Cost Breakdown Structure (CBS)
Beginning Fiscal Year - 2019
(Amounts in Thousands)
As of March 31, 2019

Component	Operation Freedom's Sentinel		Operation Noble Eagle		Operation Inherent Resolve		Summary	
	Obligations Year To Date	Disbursements Year To Date	Obligations Year To Date	Disbursements Year To Date	Obligations Year To Date	Disbursements Year To Date	Obligations Year To Date	Disbursements Year To Date
Grand Total	2,026,566	2,004,034	29,304	29,304	220,029	219,954	2,275,899	2,253,292
Army Total	1,395,898	1,384,224	19,516	19,516	108,978	108,978	1,524,392	1,512,718
1.1.1 Reserve Components Called To Active Duty	1,090,338	1,090,338	19,273	19,273	90,123	90,123	1,199,734	1,199,734
1.1.2 Imminent Danger or Hostile Fire Pay	18,999	18,999	0	0	1,601	1,601	20,600	20,600
1.1.3 Family Separation Allowance	30,199	30,199	243	243	2,519	2,519	32,961	32,961
1.1.4 Hardship Duty Pay	25,035	25,035	0	0	2,072	2,072	27,107	27,107
1.1.5 Subsistence	136,720	136,720	0	0	11,117	11,117	147,837	147,837
1.1.6 Reserve Components Predeployment Training	76,213	64,539	0	0	0	0	76,213	64,539
1.1.7 Other Military Personnel (Special Pay)	18,394	18,394	0	0	1,546	1,546	19,940	19,940
1.0 Personnel Sub-Total	1,395,898	1,384,224	19,516	19,516	108,978	108,978	1,524,392	1,512,718
Navy/Marine Corps Total	235,161	230,761	0	0	21,942	21,867	257,103	252,628
Navy Total	179,866	176,297	0	0	6,589	6,514	186,455	182,811
1.1.1 Reserve Components Called To Active Duty	139,106	139,106	0	0	5,792	5,792	144,898	144,898
1.1.2 Imminent Danger or Hostile Fire Pay	3,493	3,493	0	0	148	148	3,641	3,641
1.1.3 Family Separation Allowance	9,453	9,453	0	0	394	394	9,847	9,847
1.1.4 Hardship Duty Pay	2,549	2,549	0	0	106	106	2,655	2,655
1.1.5 Subsistence	11,002	11,002	0	0	0	0	11,002	11,002
1.1.6 Reserve Components Predeployment Training	5,679	4,198	0	0	0	0	5,679	4,198
1.1.7 Other Military Personnel (Special Pay)	8,584	6,496	0	0	149	74	8,733	6,570
1.0 Personnel Sub-Total	179,866	176,297	0	0	6,589	6,514	186,455	182,811
Marine Corps Total	55,295	54,464	0	0	15,353	15,353	70,648	69,817
1.1.1 Reserve Components Called To Active Duty	46,794	46,794	0	0	14,407	14,407	61,201	61,201
1.1.2 Imminent Danger or Hostile Fire Pay	2,010	2,007	0	0	388	388	2,398	2,395
1.1.3 Family Separation Allowance	3,348	3,336	0	0	301	301	3,649	3,637
1.1.4 Hardship Duty Pay	2,331	2,327	0	0	257	257	2,588	2,584
1.1.6 Reserve Components Predeployment Training	812	0	0	0	0	0	812	0
1.0 Personnel Sub-Total	55,295	54,464	0	0	15,353	15,353	70,648	69,817
Air Force Total	395,507	389,049	9,788	9,788	89,109	89,109	494,404	487,946
1.1.1 Reserve Components Called To Active Duty	312,829	312,829	9,550	9,550	68,028	68,028	390,407	390,407
1.1.2 Imminent Danger or Hostile Fire Pay	6,915	6,915	0	0	2,441	2,441	9,356	9,356
1.1.3 Family Separation Allowance	7,850	7,850	171	171	2,270	2,270	10,291	10,291
1.1.4 Hardship Duty Pay	6,494	6,494	0	0	1,840	1,840	8,334	8,334
1.1.5 Subsistence	41,322	41,322	67	67	13,153	13,153	54,542	54,542
1.1.6 Reserve Components Predeployment Training	14,575	8,117	0	0	0	0	14,575	8,117
1.1.7 Other Military Personnel (Special Pay)	5,522	5,522	0	0	1,377	1,377	6,899	6,899
1.0 Personnel Sub-Total	395,507	389,049	9,788	9,788	89,109	89,109	494,404	487,946

COST OF WAR
Military Personnel (MILPERS) Summary Execution by Operation, Component, Appropriation and Cost Breakdown Structure (CBS)
Beginning Fiscal Year - 2019
(Amounts in Thousands)
As of March 31, 2019

Component and Appropriation	Operation Freedom's Sentinel		Operation Noble Eagle		Operation Inherent Resolve		Summary	
	Obligations Year to Date	Disbursements Year to Date	Obligations Year to Date	Disbursements Year to Date	Obligations Year to Date	Disbursements Year to Date	Obligations Year to Date	Disbursements Year to Date
Grand Total	2,026,566	2,004,034	29,304	29,304	220,029	219,954	2,275,899	2,253,292
Army Total	1,395,898	1,384,224	19,516	19,516	108,978	108,978	1,524,392	1,512,718
Army Active Total	1,319,685	1,319,685	19,516	19,516	108,978	108,978	1,448,179	1,448,179
Military Personnel, Army								
1.1.1 Reserve Components Called To Active Duty	1,090,338	1,090,338	19,273	19,273	90,123	90,123	1,199,734	1,199,734
1.1.2 Imminent Danger or Hostile Fire Pay	18,999	18,999	0	0	1,601	1,601	20,600	20,600
1.1.3 Family Separation Allowance	30,199	30,199	243	243	2,519	2,519	32,961	32,961
1.1.4 Hardship Duty Pay	25,035	25,035	0	0	2,072	2,072	27,107	27,107
1.1.5 Subsistence	136,720	136,720	0	0	11,117	11,117	147,837	147,837
1.1.7 Other Military Personnel (Special Pay)	18,394	18,394	0	0	1,546	1,546	19,940	19,940
1.0 Personnel Sub-Total	1,319,685	1,319,685	19,516	19,516	108,978	108,978	1,448,179	1,448,179
Army Reserve Total	12,885	10,066	0	0	0	0	12,885	10,066
Reserve Personnel, Army								
1.1.6 Reserve Components Predeployment Training	12,885	10,066	0	0	0	0	12,885	10,066
1.0 Personnel Sub-Total	12,885	10,066	0	0	0	0	12,885	10,066
Army National Guard Total	63,328	54,473	0	0	0	0	63,328	54,473
National Guard Personnel, Army								
1.1.6 Reserve Components Predeployment Training	63,328	54,473	0	0	0	0	63,328	54,473
1.0 Personnel Sub-Total	63,328	54,473	0	0	0	0	63,328	54,473
Navy/Marine Corps Total	235,161	230,761	0	0	21,942	21,867	257,103	252,628
Navy Total	179,866	176,297	0	0	6,589	6,514	186,455	182,811
Navy Active Total	174,187	172,099	0	0	6,589	6,514	180,776	178,613
Military Personnel, Navy								
1.1.1 Reserve Components Called To Active Duty	139,106	139,106	0	0	5,792	5,792	144,898	144,898
1.1.2 Imminent Danger or Hostile Fire Pay	3,493	3,493	0	0	148	148	3,641	3,641
1.1.3 Family Separation Allowance	9,453	9,453	0	0	394	394	9,847	9,847
1.1.4 Hardship Duty Pay	2,549	2,549	0	0	106	106	2,655	2,655
1.1.5 Subsistence	11,002	11,002	0	0	0	0	11,002	11,002
1.1.7 Other Military Personnel (Special Pay)	8,584	6,496	0	0	149	74	8,733	6,570
1.0 Personnel Sub-Total	174,187	172,099	0	0	6,589	6,514	180,776	178,613
Navy Reserve Total	5,679	4,198	0	0	0	0	5,679	4,198
Reserve Personnel, Navy								
1.1.6 Reserve Components Predeployment Training	5,679	4,198	0	0	0	0	5,679	4,198

COST OF WAR
Military Personnel (MILPERS) Summary Execution by Operation, Component, Appropriation and Cost Breakdown Structure (CBS)
Beginning Fiscal Year - 2019
(Amounts in Thousands)
As of March 31, 2019

Component and Appropriation	Operation Freedom's Sentinel		Operation Noble Eagle		Operation Inherent Resolve		Summary	
	Obligations Year to Date	Disbursements Year to Date	Obligations Year to Date	Disbursements Year to Date	Obligations Year to Date	Disbursements Year to Date	Obligations Year to Date	Disbursements Year to Date
1.0 Personnel Sub-Total	5,679	4,198	0	0	0	0	5,679	4,198
Marine Corps Total	55,295	54,464	0	0	15,353	15,353	70,648	69,817
Marine Corps Active Total	54,464	54,464	0	0	15,353	15,353	69,817	69,817
Military Personnel, Marine Corps								
1.1.1 Reserve Components Called To Active Duty	46,794	46,794	0	0	14,407	14,407	61,201	61,201
1.1.2 Imminent Danger or Hostile Fire Pay	2,007	2,007	0	0	388	388	2,395	2,395
1.1.3 Family Separation Allowance	3,336	3,336	0	0	301	301	3,637	3,637
1.1.4 Hardship Duty Pay	2,327	2,327	0	0	257	257	2,584	2,584
1.0 Personnel Sub-Total	54,464	54,464	0	0	15,353	15,353	69,817	69,817
Marine Corps Reserve Total	831	0	0	0	0	0	831	0
Reserve Personnel, Marine Corps								
1.1.2 Imminent Danger or Hostile Fire Pay	3	0	0	0	0	0	3	0
1.1.3 Family Separation Allowance	12	0	0	0	0	0	12	0
1.1.4 Hardship Duty Pay	4	0	0	0	0	0	4	0
1.1.6 Reserve Components Predeployment Training	812	0	0	0	0	0	812	0
1.0 Personnel Sub-Total	831	0	0	0	0	0	831	0
Air Force Total	395,507	389,049	9,788	9,788	89,109	89,109	494,404	487,946
Air Force Active Total	380,932	380,932	9,788	9,788	89,109	89,109	479,829	479,829
Military Personnel, Air Force								
1.1.1 Reserve Components Called To Active Duty	312,829	312,829	9,550	9,550	68,028	68,028	390,407	390,407
1.1.2 Imminent Danger or Hostile Fire Pay	6,915	6,915	0	0	2,441	2,441	9,356	9,356
1.1.3 Family Separation Allowance	7,850	7,850	171	171	2,270	2,270	10,291	10,291
1.1.4 Hardship Duty Pay	6,494	6,494	0	0	1,840	1,840	8,334	8,334
1.1.5 Subsistence	41,322	41,322	67	67	13,153	13,153	54,542	54,542
1.1.7 Other Military Personnel (Special Pay)	5,522	5,522	0	0	1,377	1,377	6,899	6,899
1.0 Personnel Sub-Total	380,932	380,932	9,788	9,788	89,109	89,109	479,829	479,829
Air Force Reserve Total	11,638	6,042	0	0	0	0	11,638	6,042
Reserve Personnel, Air Force								
1.1.6 Reserve Components Predeployment Training	11,638	6,042	0	0	0	0	11,638	6,042
1.0 Personnel Sub-Total	11,638	6,042	0	0	0	0	11,638	6,042
Air Force National Guard Total	2,937	2,075	0	0	0	0	2,937	2,075
National Guard Personnel, Air Force								
1.1.6 Reserve Components Predeployment Training	2,937	2,075	0	0	0	0	2,937	2,075

COST OF WAR
Military Personnel (MILPERS) Summary Execution by Operation, Component, Appropriation and Cost Breakdown Structure (CBS)
Beginning Fiscal Year - 2019
(Amounts in Thousands)
As of March 31, 2019

Component and Appropriation	Operation Freedom's Sentinel		Operation Noble Eagle		Operation Inherent Resolve		Summary	
	Obligations Year to Date	Disbursements Year to Date	Obligations Year to Date	Disbursements Year to Date	Obligations Year to Date	Disbursements Year to Date	Obligations Year to Date	Disbursements Year to Date
1.0 Personnel Sub-Total	2,937	2,075	0	0	0	0	2,937	2,075

**Operation and Maintenance Subsidiary Report
(Cost Breakdown Structure)**

COST OF WAR
Operation and Maintenance (O&M) Summary Execution by Operation and Cost Breakdown Structure (CBS)
Fiscal Year 2007 - 2019
(Amounts in Thousands)
As of March 31, 2019

CBS Summary	Operation New Dawn (OND) / Post-OND Iraq Activities		Operation Enduring Freedom		Operation Freedom's Sentinel		Operation Noble Eagle		Operation Inherent Resolve		Summary	
	Obligations Year to Date	Disbursements Year to Date	Obligations Year to Date	Disbursements Year to Date	Obligations Year to Date	Disbursements Year to Date	Obligations Year to Date	Disbursements Year to Date	Obligations Year to Date	Disbursements Year to Date	Obligations Year to Date	Disbursements Year to Date
O&M CBS Summary Total	-4,854	4,287	-696,001	-344,907	13,903,100	10,744,871	56,597	44,181	3,141,268	2,575,223	16,400,110	13,023,655
1.0 Personnel Costs	-439	32	-403	-160	122,497	94,002	6,079	6,011	17,462	15,980	145,196	115,865
2.0 Personnel Support Costs	-61	-19	-118,057	-102,670	827,971	567,081	13,695	9,754	138,679	107,251	862,227	581,397
3.0 Operating Support Costs	-4,054	4,284	-394,316	-110,215	10,213,915	7,791,605	35,231	27,346	2,876,238	2,220,142	12,727,014	9,933,162
4.0 Transportation Costs	-300	-10	-161,982	-140,512	1,496,328	899,760	1,592	1,070	116,648	119,821	1,452,286	880,129
7.0 Other Support Costs	0	0	-21,243	8,650	1,242,389	1,392,423	0	0	-7,759	112,029	1,213,387	1,513,102
1.2.1 Civilian Premium Pay	32	32	-83	-34	75,166	64,172	197	252	8,775	8,950	84,087	73,372
1.2.2 Civilian Temporary Hires	-471	0	-320	-126	47,331	29,830	5,882	5,759	8,687	7,030	61,109	42,493
1.0 Personnel Sub-Total	-439	32	-403	-160	122,497	94,002	6,079	6,011	17,462	15,980	145,196	115,865
2.1 Temporary Duty (TDY)/Additional Duty (TAD)	-61	-19	-27,023	-21,644	376,965	247,579	13,645	9,588	63,650	44,264	427,176	279,768
2.2 Clothing and Other Personnel Equipment & Supplies	0	0	-2,184	1,788	314,036	140,113	0	0	1,589	391	313,441	142,292
2.2.1 Organizational Clothing	0	0	0	0	55	25	0	0	121	117	176	142
2.3 Medical Support/Health Services	0	0	-3,133	-319	205,440	211,312	166	166	6,094	7,191	208,451	218,350
2.4 Reserve Component Activation/Deactivation	0	0	-98	-117	4,230	3,736	0	0	0	0	4,132	3,619
2.5 Other Personnel Support	0	0	-85,740	-82,499	-75,285	-43,249	0	0	67,225	55,288	-93,800	-70,460
2.6 Rest & Recreation	0	0	121	121	2,530	7,053	0	0	0	0	2,651	7,174
2.7 Body Armor	0	0	0	0	0	512	0	0	0	0	0	512
2.0 Personnel Support Sub-Total	-61	-19	-118,057	-102,670	827,971	567,081	13,695	9,754	138,679	107,251	862,227	581,397
3.1 Training	0	0	-1,615	-491	29,183	81,538	-18	0	4,330	1,385	31,880	82,432
3.1.0 Care-in-Store	0	0	0	0	-557	7	0	0	26	21	-531	28
3.2 Operations (OPTEMPO) (Fuel, Other POL, Parts)	0	0	-24,935	-23,024	1,289,149	1,104,580	12,776	13,497	872,641	818,221	2,149,631	1,913,274
3.2.1 MRAP Vehicles Operation	0	0	0	0	82	1,711	0	0	0	0	82	1,711
3.2.5 Medical Supplies	0	0	0	0	2	0	0	0	0	0	2	0
3.2.7 Other (OPTEMPO) (Explanation Required)	0	0	0	0	2,947	755	0	0	0	0	2,947	755
3.3 Other Supplies & Equipment	-224	429	-87,454	-80,059	612,248	523,386	869	633	155,455	168,137	680,894	612,526
3.4 Facilities/Base Support	-445	-5	-13,137	475	708,843	426,931	-11,285	-7,569	56,708	103,748	740,684	523,580
3.5.1 Organization Level Maintenance	0	0	-1,717	8,955	175,707	138,062	0	0	15,267	1,285	189,257	148,302
3.5.2 Intermediate Level Maintenance	-1,910	899	-3,974	295	182,647	106,597	0	0	386	90	177,149	107,881
3.5.3 Depot Level Maintenance	-901	7	57,705	79,206	1,916,581	1,274,815	0	0	45,350	17,833	2,018,735	1,371,861
3.5.4 Contractor Logistics Support	-110	-24	-138,081	-90,853	162,026	318,868	10,007	6,093	122,103	56,565	155,945	290,649
3.5.6 MRAP Vehicles Equipment Maintenance	0	0	0	3	100,185	17,793	0	0	0	0	100,185	17,796
3.6 (C4I)	907	2,952	-119,113	-22,236	2,004,294	1,491,493	128	284	583,022	392,482	2,469,238	1,864,975
3.7 Other Services and Miscellaneous Contracts	-1,371	26	-33,803	-17,634	3,002,970	2,265,824	22,754	14,408	1,020,950	660,375	4,011,500	2,922,999
3.8 IED Operation	0	0	0	0	141	51	0	0	0	0	141	51
3.9 Psychological Operations (Information Operations)	0	0	-28,192	35,148	27,467	39,194	0	0	0	0	-725	74,342
3.0 Operating Support Sub-Total	-4,054	4,284	-394,316	-110,215	10,213,915	7,791,605	35,231	27,346	2,876,238	2,220,142	12,727,014	9,933,162
4.1 Airlift	-300	3	-137,679	-131,206	762,055	345,312	583	128	101,782	78,335	726,441	292,572
4.2 Sealift	0	0	-784	-751	154,895	110,640	0	0	-11,173	9,903	142,938	119,792
4.4 Port Handling/Inland Transportation	0	0	-22,914	-9,222	56,876	60,861	670	778	24,087	24,776	58,719	77,193
4.5 Other Transportation	0	0	-604	209	253,331	70,457	339	164	865	1,635	253,931	72,465
4.6 Second Destination Transportation	0	-13	-1	458	267,863	310,438	0	0	1,087	5,172	268,949	316,055
4.7 MRAP Vehicles Transportation	0	0	0	0	0	-1	0	0	0	0	0	-1
4.8 Retrograde of Personnel and Equipment	0	0	0	0	1,308	2,053	0	0	0	0	1,308	2,053
4.0 Transportation Sub-Total	-300	-10	-161,982	-140,512	1,496,328	899,760	1,592	1,070	116,648	119,821	1,452,286	880,129
7.1.90 Coalition Readiness Support Program (CRSP)	0	0	0	0	43,060	40,279	0	0	0	0	43,060	40,279
7.2.1 Transportation Support	0	0	0	0	70,013	24,629	0	0	0	0	70,013	24,629
7.2.2 Logistic Support	0	0	0	0	23,273	23,275	0	0	0	0	23,273	23,275
7.3.02 Defense Forces Sustainment	0	0	-734	0	627,383	733,937	0	0	0	0	626,649	733,937
7.3.03 Defense Forces Infrastructure	0	0	-8,557	0	32,030	51,352	0	0	0	0	23,473	51,352
7.3.04 Defense Forces Equipment and Transportation	0	0	-4	0	-3,566	39,906	0	0	0	0	-3,570	39,906
7.3.05 Defense Forces Training and Operations	0	0	-4	0	167,872	161,537	0	0	0	0	167,868	161,537
7.3.07 Interior Forces Sustainment	0	0	-10,468	0	142,961	173,960	0	0	0	0	132,493	173,960
7.3.08 Interior Forces Infrastructure	0	0	-1,724	6	-1,806	4,918	0	0	0	0	-3,530	4,924
7.3.09 Interior Forces Equipment	0	0	0	0	94,569	61,120	0	0	0	0	94,569	61,120
7.3.10 Interior Forces Training and Operations	0	0	-270	0	40,599	30,040	0	0	0	0	40,329	30,040
7.3.14 Detainee Operations Sustainment	0	0	-29	0	0	2	0	0	0	0	-29	2
7.3.20 Other	0	0	0	0	0	40,435	0	0	0	0	0	40,435

COST OF WAR
Operation and Maintenance (O&M) Summary Execution by Operation and Cost Breakdown Structure (CBS)
Fiscal Year 2007 - 2019
(Amounts in Thousands)
As of March 31, 2019

	Operation New Dawn (OND) / Post-OND Iraq Activities		Operation Enduring Freedom		Operation Freedom's Sentinel		Operation Noble Eagle		Operation Inherent Resolve		Summary	
	Obligations Year to Date	Disbursements Year to Date	Obligations Year to Date	Disbursements Year to Date	Obligations Year to Date	Disbursements Year to Date	Obligations Year to Date	Disbursements Year to Date	Obligations Year to Date	Disbursements Year to Date	Obligations Year to Date	Disbursements Year to Date
CBS Summary												
7.4.1 Afghanistan (CERP)	0	0	-8	6	6,001	7,033	0	0	0	0	5,993	7,039
7.5.1 Afghanistan Infrastructure Fund - Power	0	0	555	8,638	0	0	0	0	0	0	555	8,638
7.6.1 Trainee Equip/Support	0	0	0	0	0	0	0	0	0	20	0	20
7.6.2 U.S. Trainer/Enabler	0	0	0	0	0	0	0	0	-726	42,838	-726	42,838
7.7.1 Defense Forces	0	0	0	0	0	0	0	0	-7,033	69,171	-7,033	69,171
7.0 Other Support Sub-Total	0	0	-21,243	8,650	1,242,389	1,392,423	0	0	-7,759	112,029	1,213,387	1,513,102

COST OF WAR
Operation and Maintenance (O&M) Summary Execution by Operation, Component, and Cost Breakdown Structure (CBS)
Fiscal Year 2007 - 2019
(Amounts in Thousands)
As of March 31, 2019

Component	Operation New Dawn (OND) / Post-OND Iraq Activities		Operation Enduring Freedom		Operation Freedom's Sentinel		Operation Noble Eagle		Operation Inherent Resolve		Summary	
	Obligations Year To Date	Disbursements Year To Date	Obligations Year To Date	Disbursements Year To Date	Obligations Year To Date	Disbursements Year To Date	Obligations Year To Date	Disbursements Year To Date	Obligations Year To Date	Disbursements Year To Date	Obligations Year To Date	Disbursements Year To Date
Grand Total	-4,854	4,287	-696,001	-344,907	13,903,100	10,744,871	56,597	44,181	3,141,268	2,575,223	16,400,110	13,023,655
Army Total	-4,734	1,486	-252,037	45,554	7,879,494	7,343,529	27,174	19,597	1,373,970	1,110,019	9,023,867	8,520,185
1.2.1 Civilian Premium Pay	32	32	-83	-34	42,118	39,393	197	252	5,669	6,185	47,933	45,828
1.2.2 Civilian Temporary Hires	0	0	0	0	13,052	-2,179	0	0	37	37	13,089	-2,142
1.0 Personnel Sub-Total	32	32	-83	-34	55,170	37,214	197	252	5,706	6,222	61,022	43,686
2.1 Temporary Duty (TDY)/Additional Duty (TAD)	-13	-12	-15,011	-14,489	130,402	93,332	5,775	4,838	22,620	16,903	143,773	100,572
2.2 Clothing and Other Personnel Equipment & Supplies	0	0	-2,185	1,783	306,246	135,841	0	0	0	247	304,061	137,871
2.3 Medical Support/Health Services	0	0	-216	-188	25,444	33,949	0	0	4,595	5,775	29,823	39,536
2.4 Reserve Component Activation/Deactivation	0	0	-98	-117	3,781	3,490	0	0	0	0	3,683	3,373
2.5 Other Personnel Support	0	0	-1,519	-136	12,593	10,868	0	0	35,599	37,981	46,673	48,713
2.6 Rest & Recreation	0	0	121	121	2,530	7,053	0	0	0	0	2,651	7,174
2.0 Personnel Support Sub-Total	-13	-12	-18,908	-13,026	480,996	284,533	5,775	4,838	62,814	60,906	530,664	337,239
3.1 Training	0	0	-187	0	-17,696	62,716	-18	0	100	0	-17,801	62,716
3.1.0 Care-in-Store	0	0	0	0	-564	0	0	0	0	0	-564	0
3.2 Operations (OPTEMPO) (Fuel, Other POL, Parts)	0	0	-14,972	-15,076	655,166	608,944	111	832	132,055	109,005	772,360	703,705
3.2.1 MRAP Vehicles Operation	0	0	0	0	82	1,749	0	0	0	0	82	1,749
3.3 Other Supplies & Equipment	-221	436	-3,373	-1,461	401,579	339,905	114	78	91,232	108,333	489,331	447,291
3.4 Facilities/Base Support	-445	-5	-12,384	-711	429,888	266,040	-11,952	-7,963	41,992	75,585	447,099	332,946
3.5.1 Organization Level Maintenance	0	0	-1,703	8,955	108,048	82,395	0	0	0	0	106,345	91,350
3.5.2 Intermediate Level Maintenance	-1,910	899	-3,974	295	172,960	105,292	0	0	0	0	167,076	106,486
3.5.3 Depot Level Maintenance	-901	7	-8,836	9,695	353,945	219,346	0	0	5,135	1,840	349,343	230,888
3.5.4 Contractor Logistics Support	-110	-24	-10,406	26,039	555,853	574,759	10,007	6,093	56,577	41,639	611,921	648,506
3.5.6 MRAP Vehicles Equipment Maintenance	0	0	0	0	42,813	15,772	0	0	0	0	42,813	15,772
3.6 (C4I)	76	63	-83,923	1,595	1,537,755	1,157,708	128	284	381,082	185,870	1,835,118	1,345,520
3.7 Other Services and Miscellaneous Contracts	-1,242	103	-18,874	-9,990	1,415,382	1,545,847	22,142	14,405	565,802	339,052	1,983,210	1,889,417
3.9 Psychological Operations (Information Operations)	0	0	-28,192	35,148	27,467	39,194	0	0	0	0	-725	74,342
3.0 Operating Support Sub-Total	-4,753	1,479	-186,824	54,489	5,682,678	5,019,667	20,532	13,729	1,273,975	861,324	6,785,608	5,950,688
4.1 Airlift	0	0	-4,073	1,985	174,794	254,515	0	0	25,418	29,912	196,139	286,412
4.2 Sealift	0	0	2,176	2,155	28,665	65,078	0	0	-11,173	9,903	19,668	77,136
4.4 Port Handling/Inland Transportation	0	0	-22,831	-9,138	79,553	74,423	670	778	23,907	24,596	81,299	90,659
4.5 Other Transportation	0	0	-250	15	145	2,538	0	0	0	0	-105	2,538
4.6 Second Destination Transportation	0	-13	-1	458	270,869	300,577	0	0	1,087	5,172	271,955	306,194
4.7 MRAP Vehicles Transportation	0	0	0	0	0	-1	0	0	0	0	0	-1
4.8 Retrograde of Personnel and Equipment	0	0	0	0	581	745	0	0	0	0	581	745
4.0 Transportation Sub-Total	0	-13	-24,979	-4,525	554,607	697,875	670	778	39,239	69,583	569,537	763,698
7.3.02 Defense Forces Sustainment	0	0	-734	0	627,383	733,937	0	0	0	0	626,649	733,937
7.3.03 Defense Forces Infrastructure	0	0	-8,557	0	32,030	51,352	0	0	0	0	23,473	51,352
7.3.04 Defense Forces Equipment and Transportation	0	0	-4	0	-3,566	39,906	0	0	0	0	-3,570	39,906
7.3.05 Defense Forces Training and Operations	0	0	-4	0	167,872	161,537	0	0	0	0	167,868	161,537
7.3.07 Interior Forces Sustainment	0	0	-10,468	0	142,961	173,960	0	0	0	0	132,493	173,960
7.3.08 Interior Forces Infrastructure	0	0	-1,724	6	-1,806	4,918	0	0	0	0	-3,530	4,924
7.3.09 Interior Forces Equipment	0	0	0	0	94,569	61,120	0	0	0	0	94,569	61,120
7.3.10 Interior Forces Training and Operations	0	0	-270	0	40,599	30,040	0	0	0	0	40,329	30,040
7.3.14 Detainee Operations Sustainment	0	0	-29	0	0	2	0	0	0	0	-29	2
7.3.20 Other	0	0	0	0	0	40,435	0	0	0	0	0	40,435
7.4.1 Afghanistan (CERP)	0	0	-8	6	6,001	7,033	0	0	0	0	5,993	7,039
7.5.1 Afghanistan Infrastructure Fund - Power	0	0	555	8,638	0	0	0	0	0	0	555	8,638
7.6.1 Trainee Equip/Support	0	0	0	0	0	0	0	0	0	20	0	20
7.6.2 U.S. Trainer/Enabler	0	0	0	0	0	0	0	0	-731	42,793	-731	42,793
7.7.1 Defense Forces	0	0	0	0	0	0	0	0	-7,033	69,171	-7,033	69,171
7.0 Other Support Sub-Total	0	0	-21,243	8,650	1,106,043	1,304,240	0	0	-7,764	111,984	1,077,036	1,424,874
Navy/Marine Corps Total	-28	0	-921	2,668	2,749,885	1,224,217	0	0	308,329	154,288	3,057,265	1,381,173
Navy Total	0	0	0	0	2,155,891	882,882	0	0	263,331	135,128	2,419,222	1,018,010
1.2.1 Civilian Premium Pay	0	0	0	0	3,612	3,034	0	0	158	158	3,770	3,192
1.2.2 Civilian Temporary Hires	0	0	0	0	556	556	0	0	0	0	556	556
1.0 Personnel Sub-Total	0	0	0	0	4,168	3,590	0	0	158	158	4,326	3,748
2.1 Temporary Duty (TDY)/Additional Duty (TAD)	0	0	0	0	81,495	38,819	0	0	1,369	1,246	82,864	40,065

COST OF WAR
Operation and Maintenance (O&M) Summary Execution by Operation, Component, and Cost Breakdown Structure (CBS)
Fiscal Year 2007 - 2019
(Amounts in Thousands)
As of March 31, 2019

Component	Operation New Dawn (OND) / Post-OND Iraq Activities		Operation Enduring Freedom		Operation Freedom's Sentinel		Operation Noble Eagle		Operation Inherent Resolve		Summary	
	Obligations Year To Date	Disbursements Year To Date	Obligations Year To Date	Disbursements Year To Date	Obligations Year To Date	Disbursements Year To Date	Obligations Year To Date	Disbursements Year To Date	Obligations Year To Date	Disbursements Year To Date	Obligations Year To Date	Disbursements Year To Date
2.2 Clothing and Other Personnel Equipment & Supplies	0	0	0	0	4,374	1,178	0	0	1,503	99	5,877	1,277
2.3 Medical Support/Health Services	0	0	0	0	2,045	134	0	0	0	0	2,045	134
2.4 Reserve Component Activation/Deactivation	0	0	0	0	456	229	0	0	0	0	456	229
2.5 Other Personnel Support	0	0	0	0	1,926	184	0	0	0	0	1,926	184
2.0 Personnel Support Sub-Total	0	0	0	0	90,296	40,544	0	0	2,872	1,345	93,168	41,889
3.1 Training	0	0	0	0	24,346	8,175	0	0	1,300	283	25,646	8,458
3.2 Operations (OPTEMPO) (Fuel, Other POL, Parts)	0	0	0	0	432,819	320,230	0	0	127,536	98,939	560,355	419,169
3.2.5 Medical Supplies	0	0	0	0	2	0	0	0	0	0	2	0
3.2.7 Other (OPTEMPO) (Explanation Required)	0	0	0	0	2,947	755	0	0	0	0	2,947	755
3.3 Other Supplies & Equipment	0	0	0	0	165,125	85,000	0	0	23,946	20,656	189,071	105,656
3.4 Facilities/Base Support	0	0	0	0	132,052	39,812	0	0	0	0	132,052	39,812
3.5.1 Organization Level Maintenance	0	0	0	0	67,578	55,591	0	0	15,260	1,282	82,838	56,873
3.5.2 Intermediate Level Maintenance	0	0	0	0	7,808	647	0	0	200	52	8,008	699
3.5.3 Depot Level Maintenance	0	0	0	0	787,135	223,362	0	0	40,356	10,195	827,491	233,557
3.5.4 Contractor Logistics Support	0	0	0	0	19,362	15,934	0	0	8,500	236	27,862	16,170
3.6 (C4I)	0	0	0	0	35,778	2,282	0	0	0	0	35,778	2,282
3.7 Other Services and Miscellaneous Contracts	0	0	0	0	205,069	26,175	0	0	41,733	512	246,802	26,687
3.8 IED Operation	0	0	0	0	141	51	0	0	0	0	141	51
3.0 Operating Support Sub-Total	0	0	0	0	1,880,162	778,014	0	0	258,831	132,155	2,138,993	910,169
4.1 Airlift	0	0	0	0	104,679	16,358	0	0	1,470	1,470	106,149	17,828
4.2 Sealift	0	0	0	0	76,080	44,170	0	0	0	0	76,080	44,170
4.5 Other Transportation	0	0	0	0	392	124	0	0	0	0	392	124
4.6 Second Destination Transportation	0	0	0	0	114	82	0	0	0	0	114	82
4.0 Transportation Sub-Total	0	0	0	0	181,265	60,734	0	0	1,470	1,470	182,735	62,204
Marine Corps Total	-28	0	-921	2,668	593,994	341,335	0	0	44,998	19,160	638,043	363,163
1.2.1 Civilian Premium Pay	0	0	0	0	1,083	219	0	0	0	0	1,083	219
1.2.2 Civilian Temporary Hires	0	0	0	-36	254	278	0	0	0	0	254	242
1.0 Personnel Sub-Total	0	0	0	-36	1,337	497	0	0	0	0	1,337	461
2.1 Temporary Duty (TDY)/Additional Duty (TAD)	0	0	4	14	56,038	34,954	0	0	4,843	2,082	60,885	37,050
2.2 Clothing and Other Personnel Equipment & Supplies	0	0	0	0	-19	-1,084	0	0	0	0	-19	-1,084
2.3 Medical Support/Health Services	0	0	0	0	2,640	2,185	0	0	0	0	2,640	2,185
2.4 Reserve Component Activation/Deactivation	0	0	0	0	-7	17	0	0	0	0	-7	17
2.5 Other Personnel Support	0	0	0	0	-848	896	0	0	0	0	-848	896
2.0 Personnel Support Sub-Total	0	0	4	14	57,804	36,968	0	0	4,843	2,082	62,651	39,064
3.1 Training	0	0	-137	-1	10,512	3,218	0	0	121	77	10,496	3,294
3.2 Operations (OPTEMPO) (Fuel, Other POL, Parts)	0	0	-17	1,742	60,399	43,114	0	0	368	146	60,750	45,002
3.2.1 MRAP Vehicles Operation	0	0	0	0	0	-38	0	0	0	0	0	-38
3.3 Other Supplies & Equipment	0	0	-51	-1	40,341	21,007	0	0	8,856	268	49,146	21,274
3.4 Facilities/Base Support	0	0	344	500	40,677	38,894	0	0	0	0	41,021	39,394
3.5.3 Depot Level Maintenance	0	0	0	0	31,844	10,694	0	0	-141	8,154	31,703	18,848
3.5.4 Contractor Logistics Support	0	0	-10	1	25,615	2,217	0	0	542	1,091	26,147	3,309
3.5.6 MRAP Vehicles Equipment Maintenance	0	0	0	3	-5	-802	0	0	0	0	-5	-799
3.6 (C4I)	0	0	0	0	3,109	3,584	0	0	2,514	2,371	5,623	5,955
3.7 Other Services and Miscellaneous Contracts	-28	0	-1,054	446	203,192	121,288	0	0	27,007	4,269	229,117	126,003
3.0 Operating Support Sub-Total	-28	0	-925	2,690	415,684	243,176	0	0	39,267	16,376	453,998	262,242
4.1 Airlift	0	0	0	0	23,685	16,042	0	0	0	0	23,685	16,042
4.2 Sealift	0	0	0	0	59,980	8,764	0	0	0	0	59,980	8,764
4.5 Other Transportation	0	0	0	0	38,602	26,000	0	0	888	702	39,490	26,702
4.6 Second Destination Transportation	0	0	0	0	-3,170	9,761	0	0	0	0	-3,170	9,761
4.8 Retrograde of Personnel and Equipment	0	0	0	0	72	127	0	0	0	0	72	127
4.0 Transportation Sub-Total	0	0	0	0	119,169	60,694	0	0	888	702	120,057	61,396
Air Force Total	524	2,808	29,761	61,066	3,055,811	2,669,867	29,423	24,584	820,877	830,533	3,936,396	3,588,858
1.2.2 Civilian Temporary Hires	0	0	-16	-14	27,406	26,761	5,882	5,759	2,153	2,057	35,425	34,563
1.0 Personnel Sub-Total	0	0	-16	-14	27,406	26,761	5,882	5,759	2,153	2,057	35,425	34,563
2.1 Temporary Duty (TDY)/Additional Duty (TAD)	-4	0	-2,158	982	107,829	94,225	7,870	4,750	16,102	12,601	129,639	112,558
2.2 Clothing and Other Personnel Equipment & Supplies	0	0	1	0	2,604	2,923	0	0	2	5	2,607	2,928
2.3 Medical Support/Health Services	0	0	-37	0	9,460	13,597	50	166	977	1,307	10,450	15,070

COST OF WAR
Operation and Maintenance (O&M) Summary Execution by Operation, Component, and Cost Breakdown Structure (CBS)
Fiscal Year 2007 - 2019
(Amounts in Thousands)
As of March 31, 2019

Component	Operation New Dawn (OND) / Post-OND Iraq Activities		Operation Enduring Freedom		Operation Freedom's Sentinel		Operation Noble Eagle		Operation Inherent Resolve		Summary	
	Obligations Year To Date	Disbursements Year To Date	Obligations Year To Date	Disbursements Year To Date	Obligations Year To Date	Disbursements Year To Date	Obligations Year To Date	Disbursements Year To Date	Obligations Year To Date	Disbursements Year To Date	Obligations Year To Date	Disbursements Year To Date
2.5 Other Personnel Support	0	0	-708	0	36,700	26,147	0	0	31,626	17,307	67,618	43,454
2.7 Body Armor	0	0	0	0	0	512	0	0	0	0	0	512
2.0 Personnel Support Sub-Total	-4	0	-2,902	982	156,593	137,404	7,920	4,916	48,707	31,220	210,314	174,522
3.1 Training	0	0	-774	0	12,078	13,178	0	0	1,214	639	12,518	13,817
3.2 Operations (OPTEMPO) (Fuel, Other POL, Parts)	0	0	-59	-112	232,574	232,696	12,665	12,665	581,677	584,370	826,857	829,619
3.3 Other Supplies & Equipment	-3	-7	-2,331	677	204,740	230,528	755	555	21,861	34,676	225,022	266,429
3.4 Facilities/Base Support	0	0	-358	1,424	107,647	83,994	667	394	13,129	26,563	121,085	112,375
3.5.3 Depot Level Maintenance	0	0	66,541	69,511	740,632	821,385	0	0	0	-2,356	807,173	888,540
3.5.4 Contractor Logistics Support	0	0	-22,567	-18,596	-120,408	-93,179	0	0	0	0	-142,975	-111,775
3.6 (C4I)	831	2,889	-5,954	5,002	421,936	355,421	0	0	4,723	19,929	421,536	383,241
3.7 Other Services and Miscellaneous Contracts	0	-77	-2,814	493	579,648	491,911	612	3	72,924	85,521	650,370	577,851
3.0 Operating Support Sub-Total	828	2,805	31,684	58,399	2,178,847	2,135,934	14,699	13,617	695,528	749,342	2,921,586	2,960,097
4.1 Airlift	-300	3	-39	122	667,794	341,222	583	128	74,894	46,953	742,932	388,428
4.2 Sealfit	0	0	-1	0	-142	65	0	0	0	0	-143	65
4.4 Port Handling/Inland Transportation	0	0	0	0	-23,728	-14,001	0	0	0	0	-23,728	-14,001
4.5 Other Transportation	0	0	1,035	1,577	48,386	41,301	339	164	-410	916	49,350	43,958
4.8 Retrograde of Personnel and Equipment	0	0	0	0	655	1,181	0	0	0	0	655	1,181
4.0 Transportation Sub-Total	-300	3	995	1,699	692,965	369,768	922	292	74,484	47,869	769,066	419,631
7.6.2 U.S. Trainer/Enabler	0	0	0	0	0	0	0	0	5	45	5	45
7.0 Other Support Sub-Total	0	0	0	0	0	0	0	0	5	45	5	45
Defense Health Program Total	0	0	-1,345	1,377	163,822	160,650	0	0	0	0	162,477	162,027
2.3 Medical Support/Health Services	0	0	-1,345	1,377	163,822	160,650	0	0	0	0	162,477	162,027
2.0 Personnel Support Sub-Total	0	0	-1,345	1,377	163,822	160,650	0	0	0	0	162,477	162,027
DODIG Total	0	0	14	0	4,506	2,692	0	0	8,139	6,046	12,659	8,738
1.2.1 Civilian Premium Pay	0	0	0	0	589	416	0	0	1,096	772	1,685	1,188
1.2.2 Civilian Temporary Hires	0	0	0	0	3,342	2,003	0	0	6,202	4,642	9,544	6,645
1.0 Personnel Sub-Total	0	0	0	0	3,931	2,419	0	0	7,298	5,414	11,229	7,833
2.1 Temporary Duty (TDY)/Additional Duty (TAD)	0	0	0	0	249	158	0	0	494	470	743	628
2.2.1 Organizational Clothing	0	0	0	0	55	25	0	0	121	117	176	142
2.5 Other Personnel Support	0	0	0	0	1	1	0	0	0	0	1	1
2.0 Personnel Support Sub-Total	0	0	0	0	305	184	0	0	615	587	920	771
3.1 Training	0	0	0	0	2	2	0	0	58	6	60	8
3.1.0 Care-in-Store	0	0	0	0	7	7	0	0	26	21	33	28
3.3 Other Supplies & Equipment	0	0	0	0	7	8	0	0	7	7	14	15
3.6 (C4I)	0	0	0	0	0	2	0	0	0	1	0	3
3.7 Other Services and Miscellaneous Contracts	0	0	14	0	254	70	0	0	134	10	402	80
3.0 Operating Support Sub-Total	0	0	14	0	270	89	0	0	225	45	509	134
4.5 Other Transportation	0	0	0	0	0	0	0	0	1	0	1	0
4.0 Transportation Sub-Total	0	0	0	0	0	0	0	0	1	0	1	0
Defense Agency Total	-616	-7	-471,473	-455,572	49,582	-656,084	0	0	629,953	474,337	207,446	-637,326
1.2.1 Civilian Premium Pay	0	0	0	0	27,764	21,110	0	0	1,852	1,835	29,616	22,945
1.2.2 Civilian Temporary Hires	-471	0	-304	-76	2,721	2,411	0	0	295	294	2,241	2,629
1.0 Personnel Sub-Total	-471	0	-304	-76	30,485	23,521	0	0	2,147	2,129	31,857	25,574
2.1 Temporary Duty (TDY)/Additional Duty (TAD)	-44	-7	-9,858	-8,151	952	-13,909	0	0	18,222	10,962	9,272	-11,105
2.2 Clothing and Other Personnel Equipment & Supplies	0	0	0	5	831	1,255	0	0	84	40	915	1,300
2.3 Medical Support/Health Services	0	0	-1,535	-1,508	2,029	797	0	0	522	109	1,016	-602
2.5 Other Personnel Support	0	0	-83,513	-82,363	-125,657	-81,345	0	0	0	0	-209,170	-163,708
2.0 Personnel Support Sub-Total	-44	-7	-94,906	-92,017	-121,845	-93,202	0	0	18,828	11,111	-197,967	-174,115
3.1 Training	0	0	-517	-490	-59	-5,751	0	0	1,537	380	961	-5,861
3.2 Operations (OPTEMPO) (Fuel, Other POL, Parts)	0	0	-9,887	-9,578	-91,809	-100,404	0	0	31,005	25,761	-70,691	-84,221
3.3 Other Supplies & Equipment	0	0	-81,699	-79,274	-199,544	-153,062	0	0	9,553	4,197	-271,690	-228,139
3.4 Facilities/Base Support	0	0	-739	-738	-1,421	-1,809	0	0	1,587	1,600	-573	-947
3.5.1 Organization Level Maintenance	0	0	-14	0	81	76	0	0	7	3	74	79
3.5.2 Intermediate Level Maintenance	0	0	0	0	1,879	658	0	0	186	38	2,065	696

COST OF WAR
Operation and Maintenance (O&M) Summary Execution by Operation, Component, and Cost Breakdown Structure (CBS)
Fiscal Year 2007 - 2019
(Amounts in Thousands)
As of March 31, 2019

Component	Operation New Dawn (OND) / Post-OND Iraq Activities		Operation Enduring Freedom		Operation Freedom's Sentinel		Operation Noble Eagle		Operation Inherent Resolve		Summary	
	Obligations Year To Date	Disbursements Year To Date	Obligations Year To Date	Disbursements Year To Date	Obligations Year To Date	Disbursements Year To Date	Obligations Year To Date	Disbursements Year To Date	Obligations Year To Date	Disbursements Year To Date	Obligations Year To Date	Disbursements Year To Date
3.5.3 Depot Level Maintenance	0	0	0	0	3,025	28	0	0	0	0	3,025	28
3.5.4 Contractor Logistics Support	0	0	-105,098	-98,297	-318,396	-180,863	0	0	56,484	13,599	-367,010	-265,561
3.5.6 MRAP Vehicles Equipment Maintenance	0	0	0	0	57,377	2,823	0	0	0	0	57,377	2,823
3.6 (C4I)	0	0	-29,236	-28,833	5,716	-27,504	0	0	194,703	184,311	171,183	127,974
3.7 Other Services and Miscellaneous Contracts	-101	0	-11,075	-8,583	599,425	80,533	0	0	313,350	231,011	901,599	302,961
3.0 Operating Support Sub-Total	-101	0	-238,265	-225,793	56,274	-385,275	0	0	608,412	460,900	426,320	-150,168
4.1 Airlift	0	0	-133,567	-133,313	-208,897	-282,825	0	0	0	0	-342,464	-416,138
4.2 Seallift	0	0	-2,959	-2,906	-9,688	-7,437	0	0	0	0	-12,647	-10,343
4.4 Port Handling/Inland Transportation	0	0	-83	-84	1,051	439	0	0	180	180	1,148	535
4.5 Other Transportation	0	0	-1,389	-1,383	165,806	494	0	0	386	17	164,803	-872
4.6 Second Destination Transportation	0	0	0	0	50	18	0	0	0	0	50	18
4.0 Transportation Sub-Total	0	0	-137,998	-137,686	-51,678	-289,311	0	0	566	197	-189,110	-426,800
7.1.90 Coalition Readiness Support Program (CRSP)	0	0	0	0	43,060	40,279	0	0	0	0	43,060	40,279
7.2.1 Transportation Support	0	0	0	0	70,013	24,629	0	0	0	0	70,013	24,629
7.2.2 Logistic Support	0	0	0	0	23,273	23,275	0	0	0	0	23,273	23,275
7.0 Other Support Sub-Total	0	0	0	0	136,346	88,183	0	0	0	0	136,346	88,183

COST OF WAR
Operation and Maintenance (O&M) Summary Execution by Operation, Component, Appropriation and Cost Breakdown Structure (CBS)
Fiscal Year 2007 - 2019
(Amounts in Thousands)
As of March 31, 2019

Component and Appropriation	Operation New Dawn (OND) / Post-OND Iraq Activities		Operation Enduring Freedom		Operation Freedom's Sentinel		Operation Noble Eagle		Operation Inherent Resolve		Summary	
	Obligations Year to Date	Disbursements Year to Date	Obligations Year to Date	Disbursements Year to Date	Obligations Year to Date	Disbursements Year to Date	Obligations Year to Date	Disbursements Year to Date	Obligations Year to Date	Disbursements Year to Date	Obligations Year to Date	Disbursements Year to Date
Grand Total	-4,854	4,287	-696,001	-344,907	13,903,100	10,744,871	56,597	44,181	3,141,268	2,575,223	16,400,110	13,023,655
Army Total	-4,734	1,486	-252,037	45,554	7,879,494	7,343,529	27,174	19,597	1,373,970	1,110,019	9,023,867	8,520,185
Army Active Total	-4,734	1,486	-251,503	45,604	7,805,465	7,296,166	27,174	19,597	1,373,970	1,110,019	8,950,372	8,472,872
Operation and Maintenance, Army												
1.2.1 Civilian Premium Pay	32	32	-83	-34	42,109	39,381	197	252	5,669	6,185	47,924	45,816
1.2.2 Civilian Temporary Hires	0	0	0	0	13,052	-2,179	0	0	37	37	13,089	-2,142
1.0 Personnel Sub-Total	32	32	-83	-34	55,161	37,202	197	252	5,706	6,222	61,013	43,674
2.1 Temporary Duty (TDY)/Additional Duty (TAD)	-13	-12	-14,841	-14,459	127,621	90,910	5,775	4,838	22,620	16,903	141,162	98,180
2.2 Clothing and Other Personnel Equipment & Supplies	0	0	-2,236	1,728	306,234	135,420	0	0	0	247	303,998	137,395
2.3 Medical Support/Health Services	0	0	-215	-194	23,685	31,943	0	0	4,595	5,775	28,065	37,524
2.5 Other Personnel Support	0	0	-1,452	-145	9,835	7,444	0	0	35,599	37,981	43,982	45,280
2.6 Rest & Recreation	0	0	121	121	2,530	7,053	0	0	0	0	2,651	7,174
2.0 Personnel Support Sub-Total	-13	-12	-18,623	-12,949	469,905	272,770	5,775	4,838	62,814	60,906	519,858	325,553
3.1 Training	0	0	-187	0	-17,696	62,716	-18	0	100	0	-17,801	62,716
3.1.0 Care-in-Store	0	0	0	0	-564	0	0	0	0	0	-564	0
3.2 Operations (OPTEMPO) (Fuel, Other POL, Parts)	0	0	-14,971	-15,076	619,737	589,078	111	832	132,055	109,005	736,932	683,839
3.2.1 MRAP Vehicles Operation	0	0	0	0	82	1,749	0	0	0	0	82	1,749
3.3 Other Supplies & Equipment	-221	436	-3,355	-1,472	396,673	335,145	114	78	91,232	108,333	484,443	442,520
3.4 Facilities/Base Support	-445	-5	-12,343	-723	428,435	264,746	-11,952	-7,963	41,992	75,585	445,687	331,640
3.5.1 Organization Level Maintenance	0	0	-1,703	8,955	108,048	82,395	0	0	0	0	106,345	91,350
3.5.2 Intermediate Level Maintenance	-1,910	899	-3,974	295	172,960	105,292	0	0	0	0	167,076	106,486
3.5.3 Depot Level Maintenance	-901	7	-8,836	9,695	353,945	219,346	0	0	5,135	1,840	349,343	230,888
3.5.4 Contractor Logistics Support	-110	-24	-10,406	26,039	554,347	574,628	10,007	6,093	56,577	41,639	610,415	648,375
3.5.6 MRAP Vehicles Equipment Maintenance	0	0	0	0	42,813	15,772	0	0	0	0	42,813	15,772
3.6 (C4I)	76	63	-83,924	1,595	1,527,596	1,150,937	128	284	381,082	185,870	1,824,958	1,338,749
3.7 Other Services and Miscellaneous Contracts	-1,242	103	-18,686	-9,991	1,406,874	1,543,467	22,142	14,405	565,802	339,052	1,974,890	1,887,036
3.9 Psychological Operations (Information Operations)	0	0	-28,192	35,148	27,467	39,194	0	0	0	0	-725	74,342
3.0 Operating Support Sub-Total	-4,753	1,479	-186,577	54,465	5,620,717	4,984,465	20,532	13,729	1,273,975	861,324	6,723,894	5,915,462
4.1 Airlift	0	0	-4,073	1,985	174,794	254,515	0	0	25,418	29,912	196,139	286,412
4.2 Sealift	0	0	2,176	2,155	28,665	65,078	0	0	-11,173	9,903	19,668	77,136
4.4 Port Handling/Inland Transportation	0	0	-22,829	-9,141	78,585	74,037	670	778	23,907	24,596	80,333	90,270
4.5 Other Transportation	0	0	-250	145	145	2,538	0	0	0	0	-105	2,553
4.6 Second Destination Transportation	0	-13	-1	458	270,869	300,577	0	0	1,087	5,172	271,955	306,194
4.7 MRAP Vehicles Transportation	0	0	0	0	0	-1	0	0	0	0	0	-1
4.8 Retrograde of Personnel and Equipment	0	0	0	0	581	745	0	0	0	0	581	745
4.0 Transportation Sub-Total	0	-13	-24,977	-4,528	553,639	697,489	670	778	39,239	69,583	568,571	763,309
7.4.1 Afghanistan (CERP)	0	0	-8	6	6,001	7,033	0	0	0	0	5,993	7,039
7.6.1 Trainee Equip/Support	0	0	0	0	0	0	0	0	0	20	0	20
7.6.2 U.S. Trainer/Enabler	0	0	0	0	0	0	0	0	-731	42,793	-731	42,793
7.0 Other Support Sub-Total	0	0	-8	6	6,001	7,033	0	0	-731	42,813	5,262	49,852
Afghanistan Security Forces Fund, Army												
7.3.02 Defense Forces Sustainment	0	0	-734	0	627,383	733,937	0	0	0	0	626,649	733,937
7.3.03 Defense Forces Infrastructure	0	0	-8,557	0	32,030	51,352	0	0	0	0	23,473	51,352
7.3.04 Defense Forces Equipment and Transportation	0	0	-4	0	-3,566	39,906	0	0	0	0	-3,570	39,906
7.3.05 Defense Forces Training and Operations	0	0	-4	0	167,872	161,537	0	0	0	0	167,868	161,537
7.3.07 Interior Forces Sustainment	0	0	-10,468	0	142,961	173,960	0	0	0	0	132,493	173,960
7.3.08 Interior Forces Infrastructure	0	0	-1,724	6	-1,806	4,918	0	0	0	0	-3,530	4,924
7.3.09 Interior Forces Equipment	0	0	0	0	94,569	61,120	0	0	0	0	94,569	61,120
7.3.10 Interior Forces Training and Operations	0	0	-270	0	40,599	30,040	0	0	0	0	40,329	30,040
7.3.14 Detainee Operations Sustainment	0	0	-29	0	0	2	0	0	0	0	-29	2
7.3.20 Other	0	0	0	0	0	40,435	0	0	0	0	0	40,435
7.0 Other Support Sub-Total	0	0	-21,790	6	1,100,042	1,297,207	0	0	0	0	1,078,252	1,297,213
Afghanistan Infrastructure Fund, Army												
7.5.1 Afghanistan Infrastructure Fund - Power	0	0	555	8,638	0	0	0	0	0	0	555	8,638
7.0 Other Support Sub-Total	0	0	555	8,638	0	0	0	0	0	0	555	8,638
Iraq Train and Equip Fund												

COST OF WAR
Operation and Maintenance (O&M) Summary Execution by Operation, Component, Appropriation and Cost Breakdown Structure (CBS)
Fiscal Year 2007 - 2019
(Amounts in Thousands)
As of March 31, 2019

Component and Appropriation	Operation New Dawn (OND) / Post-OND Iraq Activities		Operation Enduring Freedom		Operation Freedom's Sentinel		Operation Noble Eagle		Operation Inherent Resolve		Summary	
	Obligations Year to Date	Disbursements Year to Date	Obligations Year to Date	Disbursements Year to Date	Obligations Year to Date	Disbursements Year to Date	Obligations Year to Date	Disbursements Year to Date	Obligations Year to Date	Disbursements Year to Date	Obligations Year to Date	Disbursements Year to Date
7.7.1 Defense Forces	0	0	0	0	0	0	0	0	-7,033	69,171	-7,033	69,171
7.0 Other Support Sub-Total	0	0	0	0	0	0	0	0	-7,033	69,171	-7,033	69,171
Army Reserve Total	0	0	-277	-16	9,519	10,567	0	0	0	0	9,242	10,551
Operation and Maintenance, Army Reserve												
2.1 Temporary Duty (TDY)/Additional Duty (TAD)	0	0	-117	-33	2,650	2,368	0	0	0	0	2,533	2,335
2.3 Medical Support/Health Services	0	0	0	0	1,345	1,252	0	0	0	0	1,345	1,252
2.5 Other Personnel Support	0	0	-62	2	2,498	3,158	0	0	0	0	2,436	3,160
2.0 Personnel Support Sub-Total	0	0	-179	-31	6,493	6,778	0	0	0	0	6,314	6,747
3.2 Operations (OPTEMPO) (Fuel, Other POL, Parts)	0	0	0	0	37	347	0	0	0	0	37	347
3.3 Other Supplies & Equipment	0	0	-1	0	1,451	1,470	0	0	0	0	1,450	1,470
3.4 Facilities/Base Support	0	0	-1	12	512	544	0	0	0	0	511	556
3.6 (C4I)	0	0	0	0	160	242	0	0	0	0	160	242
3.7 Other Services and Miscellaneous Contracts	0	0	-94	0	377	1,031	0	0	0	0	283	1,031
3.0 Operating Support Sub-Total	0	0	-96	12	2,537	3,634	0	0	0	0	2,441	3,646
4.4 Port Handling/Inland Transportation	0	0	-2	3	489	155	0	0	0	0	487	158
4.0 Transportation Sub-Total	0	0	-2	3	489	155	0	0	0	0	487	158
Army National Guard Total	0	0	-257	-34	64,510	36,796	0	0	0	0	64,253	36,762
Operation and Maintenance, Army Natl Guard												
1.2.1 Civilian Premium Pay	0	0	0	0	9	12	0	0	0	0	9	12
1.0 Personnel Sub-Total	0	0	0	0	9	12	0	0	0	0	9	12
2.1 Temporary Duty (TDY)/Additional Duty (TAD)	0	0	-53	3	131	54	0	0	0	0	78	57
2.2 Clothing and Other Personnel Equipment & Supplies	0	0	51	55	12	421	0	0	0	0	63	476
2.3 Medical Support/Health Services	0	0	-1	6	414	754	0	0	0	0	413	760
2.4 Reserve Component Activation/Deactivation	0	0	-98	-117	3,781	3,490	0	0	0	0	3,683	3,373
2.5 Other Personnel Support	0	0	-5	7	260	266	0	0	0	0	255	273
2.0 Personnel Support Sub-Total	0	0	-106	-46	4,598	4,985	0	0	0	0	4,492	4,939
3.2 Operations (OPTEMPO) (Fuel, Other POL, Parts)	0	0	-1	0	35,392	19,519	0	0	0	0	35,391	19,519
3.3 Other Supplies & Equipment	0	0	-17	11	3,455	3,290	0	0	0	0	3,438	3,301
3.4 Facilities/Base Support	0	0	-40	0	941	750	0	0	0	0	901	750
3.5.4 Contractor Logistics Support	0	0	0	0	1,506	131	0	0	0	0	1,506	131
3.6 (C4I)	0	0	1	0	9,999	6,529	0	0	0	0	10,000	6,529
3.7 Other Services and Miscellaneous Contracts	0	0	-94	1	8,131	1,349	0	0	0	0	8,037	1,350
3.0 Operating Support Sub-Total	0	0	-151	12	59,424	31,568	0	0	0	0	59,273	31,580
4.4 Port Handling/Inland Transportation	0	0	0	0	479	231	0	0	0	0	479	231
4.0 Transportation Sub-Total	0	0	0	0	479	231	0	0	0	0	479	231
Navy/Marine Corps Total	-28	0	-921	2,668	2,749,885	1,224,217	0	0	308,329	154,288	3,057,265	1,381,173
Navy Total	0	0	0	0	2,155,891	882,882	0	0	263,331	135,128	2,419,222	1,018,010
Navy Active Total	0	0	0	0	2,143,011	881,829	0	0	263,331	135,128	2,406,342	1,016,957
Operation and Maintenance, Navy												
1.2.1 Civilian Premium Pay	0	0	0	0	3,612	3,034	0	0	158	158	3,770	3,192
1.2.2 Civilian Temporary Hires	0	0	0	0	556	556	0	0	0	0	556	556
1.0 Personnel Sub-Total	0	0	0	0	4,168	3,590	0	0	158	158	4,326	3,748
2.1 Temporary Duty (TDY)/Additional Duty (TAD)	0	0	0	0	81,495	38,819	0	0	1,369	1,246	82,864	40,065
2.2 Clothing and Other Personnel Equipment & Supplies	0	0	0	0	4,344	1,178	0	0	1,503	99	5,847	1,277
2.3 Medical Support/Health Services	0	0	0	0	2,045	134	0	0	0	0	2,045	134
2.5 Other Personnel Support	0	0	0	0	1,926	184	0	0	0	0	1,926	184
2.0 Personnel Support Sub-Total	0	0	0	0	89,810	40,315	0	0	2,872	1,345	92,682	41,660
3.1 Training	0	0	0	0	24,346	8,175	0	0	1,300	283	25,646	8,458
3.2 Operations (OPTEMPO) (Fuel, Other POL, Parts)	0	0	0	0	432,819	320,230	0	0	127,536	98,939	560,355	419,169
3.2.5 Medical Supplies	0	0	0	0	2	0	0	0	0	0	2	0
3.2.7 Other (OPTEMPO) (Explanation Required)	0	0	0	0	2,947	755	0	0	0	0	2,947	755
3.3 Other Supplies & Equipment	0	0	0	0	165,098	85,000	0	0	23,946	20,656	189,044	105,656
3.4 Facilities/Base Support	0	0	0	0	130,969	39,812	0	0	0	0	130,969	39,812

COST OF WAR
Operation and Maintenance (O&M) Summary Execution by Operation, Component, Appropriation and Cost Breakdown Structure (CBS)
Fiscal Year 2007 - 2019
(Amounts in Thousands)
As of March 31, 2019

Component and Appropriation	Operation New Dawn (OND) / Post-OND Iraq Activities		Operation Enduring Freedom		Operation Freedom's Sentinel		Operation Noble Eagle		Operation Inherent Resolve		Summary	
	Obligations Year to Date	Disbursements Year to Date	Obligations Year to Date	Disbursements Year to Date	Obligations Year to Date	Disbursements Year to Date	Obligations Year to Date	Disbursements Year to Date	Obligations Year to Date	Disbursements Year to Date	Obligations Year to Date	Disbursements Year to Date
3.5.1 Organization Level Maintenance	0	0	0	0	67,578	55,591	0	0	15,260	1,282	82,838	56,873
3.5.2 Intermediate Level Maintenance	0	0	0	0	7,808	647	0	0	200	52	8,008	699
3.5.3 Depot Level Maintenance	0	0	0	0	778,954	222,538	0	0	40,356	10,195	819,310	232,733
3.5.4 Contractor Logistics Support	0	0	0	0	17,578	15,934	0	0	8,500	236	26,078	16,170
3.6 (C4I)	0	0	0	0	35,778	2,282	0	0	0	0	35,778	2,282
3.7 Other Services and Miscellaneous Contracts	0	0	0	0	204,000	26,175	0	0	41,733	512	245,733	26,687
3.8 IED Operation	0	0	0	0	141	51	0	0	0	0	141	51
3.0 Operating Support Sub-Total	0	0	0	0	1,868,018	777,190	0	0	258,831	132,155	2,126,849	909,345
4.1 Airlift	0	0	0	0	104,679	16,358	0	0	1,470	1,470	106,149	17,828
4.2 Sealift	0	0	0	0	76,080	44,170	0	0	0	0	76,080	44,170
4.5 Other Transportation	0	0	0	0	142	124	0	0	0	0	142	124
4.6 Second Destination Transportation	0	0	0	0	114	82	0	0	0	0	114	82
4.0 Transportation Sub-Total	0	0	0	0	181,015	60,734	0	0	1,470	1,470	182,485	62,204
Navy Reserve Total	0	0	0	0	12,880	1,053	0	0	0	0	12,880	1,053
Operation and Maintenance, Navy Reserve												
2.2 Clothing and Other Personnel Equipment & Supplies	0	0	0	0	30	0	0	0	0	0	30	0
2.4 Reserve Component Activation/Deactivation	0	0	0	0	456	229	0	0	0	0	456	229
2.0 Personnel Support Sub-Total	0	0	0	0	486	229	0	0	0	0	486	229
3.3 Other Supplies & Equipment	0	0	0	0	27	0	0	0	0	0	27	0
3.4 Facilities/Base Support	0	0	0	0	1,083	0	0	0	0	0	1,083	0
3.5.3 Depot Level Maintenance	0	0	0	0	8,181	824	0	0	0	0	8,181	824
3.5.4 Contractor Logistics Support	0	0	0	0	1,784	0	0	0	0	0	1,784	0
3.7 Other Services and Miscellaneous Contracts	0	0	0	0	1,069	0	0	0	0	0	1,069	0
3.0 Operating Support Sub-Total	0	0	0	0	12,144	824	0	0	0	0	12,144	824
4.5 Other Transportation	0	0	0	0	250	0	0	0	0	0	250	0
4.0 Transportation Sub-Total	0	0	0	0	250	0	0	0	0	0	250	0
Marine Corps Total	-28	0	-921	2,668	593,994	341,335	0	0	44,998	19,160	638,043	363,163
Marine Corps Active Total	-28	0	-921	2,668	592,912	342,636	0	0	44,998	19,160	636,961	364,464
Operation and Maintenance, Marine Corps												
1.2.1 Civilian Premium Pay	0	0	0	0	1,082	218	0	0	0	0	1,082	218
1.2.2 Civilian Temporary Hires	0	0	0	-36	254	278	0	0	0	0	254	242
1.0 Personnel Sub-Total	0	0	0	-36	1,336	496	0	0	0	0	1,336	460
2.1 Temporary Duty (TDY)/Additional Duty (TAD)	0	0	4	14	55,888	36,578	0	0	4,843	2,082	60,735	38,674
2.2 Clothing and Other Personnel Equipment & Supplies	0	0	0	0	-19	-1,084	0	0	0	0	-19	-1,084
2.3 Medical Support/Health Services	0	0	0	0	2,640	2,185	0	0	0	0	2,640	2,185
2.4 Reserve Component Activation/Deactivation	0	0	0	0	0	13	0	0	0	0	0	13
2.5 Other Personnel Support	0	0	0	0	-848	896	0	0	0	0	-848	896
2.0 Personnel Support Sub-Total	0	0	4	14	57,661	38,588	0	0	4,843	2,082	62,508	40,684
3.1 Training	0	0	-137	-1	10,512	3,218	0	0	121	77	10,496	3,294
3.2 Operations (OPTEMPO) (Fuel, Other POL, Parts)	0	0	-17	1,742	59,503	42,837	0	0	368	146	59,854	44,725
3.2.1 MRAP Vehicles Operation	0	0	0	0	0	-38	0	0	0	0	0	-38
3.3 Other Supplies & Equipment	0	0	-51	-1	40,305	20,966	0	0	8,856	268	49,110	21,233
3.4 Facilities/Base Support	0	0	344	500	40,677	38,894	0	0	0	0	41,021	39,394
3.5.3 Depot Level Maintenance	0	0	0	0	31,844	10,694	0	0	-141	8,154	31,703	18,848
3.5.4 Contractor Logistics Support	0	0	-10	1	25,615	2,217	0	0	542	1,091	26,147	3,309
3.5.6 MRAP Vehicles Equipment Maintenance	0	0	0	3	-5	-802	0	0	0	0	-5	-799
3.6 (C4I)	0	0	0	0	3,109	3,584	0	0	2,514	2,371	5,623	5,955
3.7 Other Services and Miscellaneous Contracts	-28	0	-1,054	446	203,186	121,288	0	0	27,007	4,269	229,111	126,003
3.0 Operating Support Sub-Total	-28	0	-925	2,690	414,746	242,858	0	0	39,267	16,376	453,060	261,924
4.1 Airlift	0	0	0	0	23,685	16,042	0	0	0	0	23,685	16,042
4.2 Sealift	0	0	0	0	59,980	8,764	0	0	0	0	59,980	8,764
4.5 Other Transportation	0	0	0	0	38,602	26,000	0	0	888	702	39,490	26,702
4.6 Second Destination Transportation	0	0	0	0	-3,170	9,761	0	0	0	0	-3,170	9,761
4.8 Retrograde of Personnel and Equipment	0	0	0	0	72	127	0	0	0	0	72	127
4.0 Transportation Sub-Total	0	0	0	0	119,169	60,694	0	0	888	702	120,057	61,396

COST OF WAR
Operation and Maintenance (O&M) Summary Execution by Operation, Component, Appropriation and Cost Breakdown Structure (CBS)
Fiscal Year 2007 - 2019
(Amounts in Thousands)
As of March 31, 2019

Component and Appropriation	Operation New Dawn (OND) / Post-OND Iraq Activities		Operation Enduring Freedom		Operation Freedom's Sentinel		Operation Noble Eagle		Operation Inherent Resolve		Summary	
	Obligations Year to Date	Disbursements Year to Date	Obligations Year to Date	Disbursements Year to Date	Obligations Year to Date	Disbursements Year to Date	Obligations Year to Date	Disbursements Year to Date	Obligations Year to Date	Disbursements Year to Date	Obligations Year to Date	Disbursements Year to Date
Marine Corps Reserve Total	0	0	0	0	1,082	-1,301	0	0	0	0	1,082	-1,301
Operation and Maintenance, USMC Reserve												
1.2.1 Civilian Premium Pay	0	0	0	0	1	1	0	0	0	0	1	1
1.0 Personnel Sub-Total	0	0	0	0	1	1	0	0	0	0	1	1
2.1 Temporary Duty (TDY)/Additional Duty (TAD)	0	0	0	0	150	-1,624	0	0	0	0	150	-1,624
2.4 Reserve Component Activation/Deactivation	0	0	0	0	-7	4	0	0	0	0	-7	4
2.0 Personnel Support Sub-Total	0	0	0	0	143	-1,620	0	0	0	0	143	-1,620
3.2 Operations (OPTEMPO) (Fuel, Other POL, Parts)	0	0	0	0	896	277	0	0	0	0	896	277
3.3 Other Supplies & Equipment	0	0	0	0	36	41	0	0	0	0	36	41
3.7 Other Services and Miscellaneous Contracts	0	0	0	0	6	0	0	0	0	0	6	0
3.0 Operating Support Sub-Total	0	0	0	0	938	318	0	0	0	0	938	318
Air Force Total	524	2,808	29,761	61,066	3,055,811	2,669,867	29,423	24,584	820,877	830,533	3,936,396	3,588,858
Air Force Active Total	524	2,816	-17,300	10,042	3,094,058	2,690,364	29,423	24,584	820,878	830,551	3,927,583	3,558,357
Operation and Maintenance, Air Force												
1.2.2 Civilian Temporary Hires	0	0	-16	-14	27,402	26,757	5,882	5,759	2,153	2,057	35,421	34,559
1.0 Personnel Sub-Total	0	0	-16	-14	27,402	26,757	5,882	5,759	2,153	2,057	35,421	34,559
2.1 Temporary Duty (TDY)/Additional Duty (TAD)	-4	0	-2,270	-16	110,090	93,800	7,870	4,750	16,103	12,604	131,789	111,138
2.2 Clothing and Other Personnel Equipment & Supplies	0	0	1	0	2,604	2,923	0	0	2	5	2,607	2,928
2.3 Medical Support/Health Services	0	0	-37	0	9,460	13,597	50	166	977	1,307	10,450	15,070
2.5 Other Personnel Support	0	0	-708	0	36,700	26,147	0	0	31,626	17,307	67,618	43,454
2.7 Body Armor	0	0	0	0	0	512	0	0	0	0	0	512
2.0 Personnel Support Sub-Total	-4	0	-3,014	-16	158,854	136,979	7,920	4,916	48,708	31,223	212,464	173,102
3.1 Training	0	0	-774	0	12,078	13,178	0	0	1,214	639	12,518	13,817
3.2 Operations (OPTEMPO) (Fuel, Other POL, Parts)	0	0	-47	0	232,574	232,696	12,665	12,665	581,677	584,370	826,869	829,731
3.3 Other Supplies & Equipment	-3	1	-2,378	636	203,940	230,219	755	555	21,861	34,691	224,175	266,102
3.4 Facilities/Base Support	0	0	-556	-37	109,504	82,750	667	394	13,129	26,563	122,744	109,670
3.5.3 Depot Level Maintenance	0	0	-2,741	2,276	656,535	751,329	0	0	0	-2,356	653,794	751,249
3.6 (C4I)	831	2,889	-5,954	5,002	421,932	355,420	0	0	4,723	19,929	421,532	383,240
3.7 Other Services and Miscellaneous Contracts	0	-77	-2,815	496	578,274	491,268	612	3	72,924	85,521	648,995	577,211
3.0 Operating Support Sub-Total	828	2,813	-15,265	8,373	2,214,837	2,156,860	14,699	13,617	695,528	749,357	2,910,627	2,931,020
4.1 Airlift	-300	3	-39	122	667,794	341,222	583	128	74,894	46,953	742,932	388,428
4.2 Sealift	0	0	-1	0	-142	65	0	0	0	0	-143	65
4.4 Port Handling/Inland Transportation	0	0	0	0	-23,728	-14,001	0	0	0	0	-23,728	-14,001
4.5 Other Transportation	0	0	1,035	1,577	48,386	41,301	339	164	-410	916	49,350	43,958
4.8 Retrograde of Personnel and Equipment	0	0	0	0	655	1,181	0	0	0	0	655	1,181
4.0 Transportation Sub-Total	-300	3	995	1,699	692,965	369,768	922	292	74,484	47,869	769,066	419,631
7.6.2 U.S. Trainer/Enabler	0	0	0	0	0	0	0	0	5	45	5	45
7.0 Other Support Sub-Total	0	0	0	0	0	0	0	0	5	45	5	45
Air Force Reserve Total	0	-8	47,061	51,024	-41,342	-22,071	0	0	-1	-18	5,718	28,927
Operation and Maintenance, Air Force Reserve												
1.2.2 Civilian Temporary Hires	0	0	0	0	4	4	0	0	0	0	4	4
1.0 Personnel Sub-Total	0	0	0	0	4	4	0	0	0	0	4	4
2.1 Temporary Duty (TDY)/Additional Duty (TAD)	0	0	112	998	-2,472	276	0	0	-1	-3	-2,361	1,271
2.0 Personnel Support Sub-Total	0	0	112	998	-2,472	276	0	0	-1	-3	-2,361	1,271
3.2 Operations (OPTEMPO) (Fuel, Other POL, Parts)	0	0	-12	-112	0	0	0	0	0	0	-12	-112
3.3 Other Supplies & Equipment	0	-8	47	41	-115	-195	0	0	0	-15	-68	-177
3.4 Facilities/Base Support	0	0	198	1,461	-2,448	967	0	0	0	0	-2,250	2,428
3.5.3 Depot Level Maintenance	0	0	69,282	67,235	84,097	70,056	0	0	0	0	153,379	137,291
3.5.4 Contractor Logistics Support	0	0	-22,567	-18,596	-120,408	-93,179	0	0	0	0	-142,975	-111,775
3.7 Other Services and Miscellaneous Contracts	0	0	1	-3	0	0	0	0	0	0	1	-3
3.0 Operating Support Sub-Total	0	-8	46,949	50,026	-38,874	-22,351	0	0	0	-15	8,075	27,652
Air Force National Guard Total	0	0	0	0	3,095	1,574	0	0	0	0	3,095	1,574

COST OF WAR
Operation and Maintenance (O&M) Summary Execution by Operation, Component, Appropriation and Cost Breakdown Structure (CBS)
Fiscal Year 2007 - 2019
(Amounts in Thousands)
As of March 31, 2019

Component and Appropriation	Operation New Dawn (OND) / Post-OND Iraq Activities		Operation Enduring Freedom		Operation Freedom's Sentinel		Operation Noble Eagle		Operation Inherent Resolve		Summary	
	Obligations Year to Date	Disbursements Year to Date	Obligations Year to Date	Disbursements Year to Date	Obligations Year to Date	Disbursements Year to Date	Obligations Year to Date	Disbursements Year to Date	Obligations Year to Date	Disbursements Year to Date	Obligations Year to Date	Disbursements Year to Date
Operation and Maintenance, Air Natl Guard												
2.1 Temporary Duty (TDY)/Additional Duty (TAD)	0	0	0	0	211	149	0	0	0	0	211	149
2.0 Personnel Support Sub-Total	0	0	0	0	211	149	0	0	0	0	211	149
3.3 Other Supplies & Equipment	0	0	0	0	915	504	0	0	0	0	915	504
3.4 Facilities/Base Support	0	0	0	0	591	277	0	0	0	0	591	277
3.6 (C4I)	0	0	0	0	4	1	0	0	0	0	4	1
3.7 Other Services and Miscellaneous Contracts	0	0	0	0	1,374	643	0	0	0	0	1,374	643
3.0 Operating Support Sub-Total	0	0	0	0	2,884	1,425	0	0	0	0	2,884	1,425
Defense Health Program Total	0	0	-1,345	1,377	163,822	160,650	0	0	0	0	162,477	162,027
Defense Health Program, Defense												
2.3 Medical Support/Health Services	0	0	-1,345	1,377	163,822	160,650	0	0	0	0	162,477	162,027
2.0 Personnel Support Sub-Total	0	0	-1,345	1,377	163,822	160,650	0	0	0	0	162,477	162,027
DODIG Total	0	0	14	0	4,506	2,692	0	0	8,139	6,046	12,659	8,738
Office of the Inspector General, Defense												
1.2.1 Civilian Premium Pay	0	0	0	0	589	416	0	0	1,096	772	1,685	1,188
1.2.2 Civilian Temporary Hires	0	0	0	0	3,342	2,003	0	0	6,202	4,642	9,544	6,645
1.0 Personnel Sub-Total	0	0	0	0	3,931	2,419	0	0	7,298	5,414	11,229	7,833
2.1 Temporary Duty (TDY)/Additional Duty (TAD)	0	0	0	0	249	158	0	0	494	470	743	628
2.2.1 Organizational Clothing	0	0	0	0	55	25	0	0	121	117	176	142
2.5 Other Personnel Support	0	0	0	0	1	1	0	0	0	0	1	1
2.0 Personnel Support Sub-Total	0	0	0	0	305	184	0	0	615	587	920	771
3.1 Training	0	0	0	0	2	2	0	0	58	6	60	8
3.1.0 Care-in-Store	0	0	0	0	7	7	0	0	26	21	33	28
3.3 Other Supplies & Equipment	0	0	0	0	7	8	0	0	7	7	14	15
3.6 (C4I)	0	0	0	0	0	2	0	0	0	1	0	3
3.7 Other Services and Miscellaneous Contracts	0	0	14	0	254	70	0	0	134	10	402	80
3.0 Operating Support Sub-Total	0	0	14	0	270	89	0	0	225	45	509	134
4.5 Other Transportation	0	0	0	0	0	0	0	0	1	0	1	0
4.0 Transportation Sub-Total	0	0	0	0	0	0	0	0	1	0	1	0
Defense Agency Total	-616	-7	-471,473	-455,572	49,582	-656,084	0	0	629,953	474,337	207,446	-637,326
Operation and Maintenance, Defense-Wide												
1.2.1 Civilian Premium Pay	0	0	0	0	27,764	21,110	0	0	1,852	1,835	29,616	22,945
1.2.2 Civilian Temporary Hires	-471	0	-304	-76	2,721	2,411	0	0	295	294	2,241	2,629
1.0 Personnel Sub-Total	-471	0	-304	-76	30,485	23,521	0	0	2,147	2,129	31,857	25,574
2.1 Temporary Duty (TDY)/Additional Duty (TAD)	-44	-7	-9,858	-8,151	952	-13,909	0	0	18,222	10,962	9,272	-11,105
2.2 Clothing and Other Personnel Equipment & Supplies	0	0	0	5	831	1,255	0	0	84	40	915	1,300
2.3 Medical Support/Health Services	0	0	-1,535	-1,508	2,029	797	0	0	522	109	1,016	-602
2.5 Other Personnel Support	0	0	-83,513	-82,363	-125,657	-81,345	0	0	0	0	-209,170	-163,708
2.0 Personnel Support Sub-Total	-44	-7	-94,906	-92,017	-121,845	-93,202	0	0	18,828	11,111	-197,967	-174,115
3.1 Training	0	0	-517	-490	-59	-5,751	0	0	1,537	380	961	-5,861
3.2 Operations (OPTEMPO) (Fuel, Other POL, Parts)	0	0	-9,887	-9,578	-91,809	-100,404	0	0	31,005	25,761	-70,691	-84,221
3.3 Other Supplies & Equipment	0	0	-81,699	-79,274	-199,544	-153,062	0	0	9,553	4,197	-271,690	-228,139
3.4 Facilities/Base Support	0	0	-739	-738	-1,421	-1,809	0	0	1,587	1,600	-573	-947
3.5.1 Organization Level Maintenance	0	0	-14	0	81	76	0	0	7	3	74	79
3.5.2 Intermediate Level Maintenance	0	0	0	0	1,879	658	0	0	186	38	2,065	696
3.5.3 Depot Level Maintenance	0	0	0	0	3,025	28	0	0	0	0	3,025	28
3.5.4 Contractor Logistics Support	0	0	-105,098	-98,297	-318,396	-180,863	0	0	56,484	13,599	-367,010	-265,561
3.5.6 MRAP Vehicles Equipment Maintenance	0	0	0	0	57,377	2,823	0	0	0	0	57,377	2,823
3.6 (C4I)	0	0	-29,236	-28,833	5,716	-27,504	0	0	194,703	184,311	171,183	127,974
3.7 Other Services and Miscellaneous Contracts	-101	0	-11,075	-8,583	599,425	80,533	0	0	313,350	231,011	901,599	302,961
3.0 Operating Support Sub-Total	-101	0	-238,265	-225,793	56,274	-385,275	0	0	608,412	460,900	426,320	-150,168
4.1 Airlift	0	0	-133,567	-133,313	-208,897	-282,825	0	0	0	0	-342,464	-416,138
4.2 Sealift	0	0	-2,959	-2,906	-9,688	-7,437	0	0	0	0	-12,647	-10,343

COST OF WAR
Operation and Maintenance (O&M) Summary Execution by Operation, Component, Appropriation and Cost Breakdown Structure (CBS)
Fiscal Year 2007 - 2019
(Amounts in Thousands)
As of March 31, 2019

Component and Appropriation	Operation New Dawn (OND) / Post-OND Iraq Activities		Operation Enduring Freedom		Operation Freedom's Sentinel		Operation Noble Eagle		Operation Inherent Resolve		Summary	
	Obligations Year to Date	Disbursements Year to Date	Obligations Year to Date	Disbursements Year to Date	Obligations Year to Date	Disbursements Year to Date	Obligations Year to Date	Disbursements Year to Date	Obligations Year to Date	Disbursements Year to Date	Obligations Year to Date	Disbursements Year to Date
4.4 Port Handling/Inland Transportation	0	0	-83	-84	1,051	439	0	0	180	180	1,148	535
4.5 Other Transportation	0	0	-1,389	-1,383	165,806	494	0	0	386	17	164,803	-872
4.6 Second Destination Transportation	0	0	0	0	50	18	0	0	0	0	50	18
4.0 Transportation Sub-Total	0	0	-137,998	-137,686	-51,678	-289,311	0	0	566	197	-189,110	-426,800
7.1.90 Coalition Readiness Support Program (CRSP)	0	0	0	0	43,060	40,279	0	0	0	0	43,060	40,279
7.2.1 Transportation Support	0	0	0	0	70,013	24,629	0	0	0	0	70,013	24,629
7.2.2 Logistic Support	0	0	0	0	23,273	23,275	0	0	0	0	23,273	23,275
7.0 Other Support Sub-Total	0	0	0	0	136,346	88,183	0	0	0	0	136,346	88,183

COST OF WAR
Operation and Maintenance (O&M) Summary Execution by Operation and Cost Breakdown Structure (CBS)
Beginning Fiscal Year - 2019
(Amounts in Thousands)
As of March 31, 2019

CBS Summary	Operation New Dawn (OND) / Post-OND Iraq Activities		Operation Enduring Freedom		Operation Freedom's Sentinel		Operation Noble Eagle		Operation Inherent Resolve		Summary	
	Obligations Year to Date	Disbursements Year to Date	Obligations Year to Date	Disbursements Year to Date	Obligations Year to Date	Disbursements Year to Date	Obligations Year to Date	Disbursements Year to Date	Obligations Year to Date	Disbursements Year to Date	Obligations Year to Date	Disbursements Year to Date
O&M CBS Summary Total	0	0	0	0	15,442,919	5,150,068	50,239	24,542	2,869,910	1,244,336	18,363,068	6,418,946
1.0 Personnel Costs	0	0	0	0	126,507	94,410	2,083	1,942	17,014	15,925	145,604	112,277
2.0 Personnel Support Costs	0	0	0	0	1,086,767	480,106	12,334	7,620	71,920	136,780	1,235,881	559,646
3.0 Operating Support Costs	0	0	0	0	11,900,529	3,497,486	34,199	14,138	2,568,133	1,084,166	14,502,861	4,595,790
4.0 Transportation Costs	0	0	0	0	1,829,336	738,894	1,623	842	147,974	72,316	1,978,933	812,052
7.0 Other Support Costs	0	0	0	0	499,780	339,172	0	0	9	9	499,789	339,181
1.2.1 Civilian Premium Pay	0	0	0	0	75,820	61,910	240	222	9,102	8,920	85,162	71,052
1.2.2 Civilian Temporary Hires	0	0	0	0	50,687	32,500	1,843	1,720	7,912	7,005	60,442	41,225
1.0 Personnel Sub-Total	0	0	0	0	126,507	94,410	2,083	1,942	17,014	15,925	145,604	112,277
2.1 Temporary Duty (TDY)/Additional Duty (TAD)	0	0	0	0	476,299	229,118	12,310	7,606	61,541	33,123	550,150	269,847
2.2 Clothing and Other Personnel Equipment & Supplies	0	0	0	0	315,370	24,133	0	0	1,590	133	316,960	24,266
2.2.1 Organizational Clothing	0	0	0	0	55	25	0	0	112	57	167	82
2.3 Medical Support/Health Services	0	0	0	0	203,094	171,418	24	14	6,525	4,528	209,643	175,960
2.4 Reserve Component Activation/Deactivation	0	0	0	0	4,429	2,771	0	0	0	0	4,429	2,771
2.5 Other Personnel Support	0	0	0	0	83,738	48,868	0	0	67,012	34,079	150,750	82,947
2.6 Rest & Recreation	0	0	0	0	3,782	3,773	0	0	0	0	3,782	3,773
2.0 Personnel Support Sub-Total	0	0	0	0	1,086,767	480,106	12,334	7,620	136,780	71,920	1,235,881	559,646
3.1 Training	0	0	0	0	78,119	18,472	0	0	4,381	720	82,500	19,192
3.1.0 Care-in-Store	0	0	0	0	146	0	0	0	0	0	146	0
3.2 Operations (OPTEMPO) (Fuel, Other POL, Parts)	0	0	0	0	1,492,035	1,052,129	12,802	12,801	883,259	763,774	2,388,096	1,828,704
3.2.5 Medical Supplies	0	0	0	0	2	0	0	0	0	0	2	0
3.2.7 Other (OPTEMPO) (Explanation Required)	0	0	0	0	2,947	755	0	0	0	0	2,947	755
3.3 Other Supplies & Equipment	0	0	0	0	919,220	377,559	478	434	127,917	84,185	1,047,615	462,178
3.4 Facilities/Base Support	0	0	0	0	869,822	174,397	877	414	96,424	23,538	967,123	198,349
3.5.1 Organization Level Maintenance	0	0	0	0	175,889	108,219	0	0	15,267	1,285	191,156	109,504
3.5.2 Intermediate Level Maintenance	0	0	0	0	192,864	25,205	0	0	386	90	193,250	25,295
3.5.3 Depot Level Maintenance	0	0	0	0	1,905,042	352,460	0	0	45,373	11,226	1,950,415	363,686
3.5.4 Contractor Logistics Support	0	0	0	0	872,195	211,123	10,236	191	126,243	7,798	1,008,674	219,112
3.5.6 MRAP Vehicles Equipment Maintenance	0	0	0	0	102,948	5,879	0	0	0	0	102,948	5,879
3.6 (C4I)	0	0	0	0	2,226,766	436,086	156	48	442,379	70,639	2,669,301	506,773
3.7 Other Services and Miscellaneous Contracts	0	0	0	0	3,062,283	735,041	9,650	250	826,504	120,911	3,898,437	856,202
3.8 IED Operation	0	0	0	0	141	51	0	0	0	0	141	51
3.9 Psychological Operations (Information Operations)	0	0	0	0	110	110	0	0	0	0	110	110
3.0 Operating Support Sub-Total	0	0	0	0	11,900,529	3,497,486	34,199	14,138	2,568,133	1,084,166	14,502,861	4,595,790
4.1 Airlift	0	0	0	0	1,044,559	401,382	583	128	99,184	49,453	1,144,326	450,963
4.2 Sealift	0	0	0	0	178,435	93,857	0	0	11,213	8,966	189,648	102,823
4.4 Port Handling/Inland Transportation	0	0	0	0	84,160	31,152	721	558	32,170	12,426	117,051	44,136
4.5 Other Transportation	0	0	0	0	241,424	36,555	319	156	3,426	1,413	245,169	38,124
4.6 Second Destination Transportation	0	0	0	0	279,949	175,345	0	0	1,981	58	281,930	175,403
4.8 Retrograde of Personnel and Equipment	0	0	0	0	809	603	0	0	0	0	809	603
4.0 Transportation Sub-Total	0	0	0	0	1,829,336	738,894	1,623	842	147,974	72,316	1,978,933	812,052
7.2.1 Transportation Support	0	0	0	0	70,000	11,294	0	0	0	0	70,000	11,294
7.2.2 Logistic Support	0	0	0	0	23,273	23,273	0	0	0	0	23,273	23,273
7.3.02 Defense Forces Sustainment	0	0	0	0	165,724	140,573	0	0	0	0	165,724	140,573
7.3.03 Defense Forces Infrastructure	0	0	0	0	8,615	6,583	0	0	0	0	8,615	6,583
7.3.04 Defense Forces Equipment and Transportation	0	0	0	0	16,067	16,040	0	0	0	0	16,067	16,040
7.3.05 Defense Forces Training and Operations	0	0	0	0	120,306	64,746	0	0	0	0	120,306	64,746
7.3.07 Interior Forces Sustainment	0	0	0	0	70,144	47,038	0	0	0	0	70,144	47,038
7.3.09 Interior Forces Equipment	0	0	0	0	3	0	0	0	0	0	3	0
7.3.10 Interior Forces Training and Operations	0	0	0	0	23,859	2,543	0	0	0	0	23,859	2,543
7.3.20 Other	0	0	0	0	0	25,536	0	0	0	0	0	25,536
7.4.1 Afghanistan (CERP)	0	0	0	0	1,789	1,546	0	0	0	0	1,789	1,546
7.6.2 U.S. Trainer/Enabler	0	0	0	0	0	0	0	0	9	9	9	9
7.0 Other Support Sub-Total	0	0	0	0	499,780	339,172	0	0	9	9	499,789	339,181

COST OF WAR
Operation and Maintenance (O&M) Summary Execution by Operation, Component, and Cost Breakdown Structure (CBS)
Beginning Fiscal Year - 2019
(Amounts in Thousands)
As of March 31, 2019

Component	Operation New Dawn (OND) / Post-OND Iraq Activities		Operation Enduring Freedom		Operation Freedom's Sentinel		Operation Noble Eagle		Operation Inherent Resolve		Summary	
	Obligations Year To Date	Disbursements Year To Date	Obligations Year To Date	Disbursements Year To Date	Obligations Year To Date	Disbursements Year To Date	Obligations Year To Date	Disbursements Year To Date	Obligations Year To Date	Disbursements Year To Date	Obligations Year To Date	Disbursements Year To Date
Grand Total	0	0	0	0	15,442,919	5,150,068	50,239	24,542	2,869,910	1,244,336	18,363,068	6,418,946
Army Total	0	0	0	0	7,351,925	2,551,253	27,325	6,085	1,400,048	362,429	8,779,298	2,919,767
1.2.1 Civilian Premium Pay	0	0	0	0	42,879	37,157	240	222	6,161	6,155	49,280	43,534
1.2.2 Civilian Temporary Hires	0	0	0	0	15,486	255	0	0	37	37	15,523	292
1.0 Personnel Sub-Total	0	0	0	0	58,365	37,412	240	222	6,198	6,192	64,803	43,826
2.1 Temporary Duty (TDY)/Additional Duty (TAD)	0	0	0	0	148,532	57,237	5,822	4,200	22,332	10,707	176,686	72,144
2.2 Clothing and Other Personnel Equipment & Supplies	0	0	0	0	307,522	21,528	0	0	0	0	307,522	21,528
2.3 Medical Support/Health Services	0	0	0	0	22,427	16,540	0	0	5,014	3,557	27,441	20,097
2.4 Reserve Component Activation/Deactivation	0	0	0	0	3,970	2,540	0	0	0	0	3,970	2,540
2.5 Other Personnel Support	0	0	0	0	13,977	3,818	0	0	35,581	30,707	49,558	34,525
2.6 Rest & Recreation	0	0	0	0	3,782	3,773	0	0	0	0	3,782	3,773
2.0 Personnel Support Sub-Total	0	0	0	0	500,210	105,436	5,822	4,200	62,927	44,971	568,959	154,607
3.1 Training	0	0	0	0	15,371	392	0	0	100	0	15,471	392
3.1.0 Care-in-Store	0	0	0	0	146	0	0	0	0	0	146	0
3.2 Operations (OPTEMPO) (Fuel, Other POL, Parts)	0	0	0	0	704,702	424,426	137	136	139,900	55,444	844,739	480,006
3.3 Other Supplies & Equipment	0	0	0	0	429,247	169,461	114	76	61,498	49,458	490,859	218,995
3.4 Facilities/Base Support	0	0	0	0	576,441	82,040	861	407	80,411	20,504	657,713	102,951
3.5.1 Organization Level Maintenance	0	0	0	0	108,230	52,552	0	0	0	0	108,230	52,552
3.5.2 Intermediate Level Maintenance	0	0	0	0	183,177	23,900	0	0	0	0	183,177	23,900
3.5.3 Depot Level Maintenance	0	0	0	0	382,362	57,053	0	0	5,017	1,031	387,379	58,084
3.5.4 Contractor Logistics Support	0	0	0	0	586,645	161,723	10,236	191	60,717	3,103	657,598	165,017
3.5.6 MRAP Vehicles Equipment Maintenance	0	0	0	0	45,571	3,056	0	0	0	0	45,571	3,056
3.6 (C4I)	0	0	0	0	1,574,848	318,505	156	48	383,889	55,897	1,958,893	374,450
3.7 Other Services and Miscellaneous Contracts	0	0	0	0	1,241,198	434,618	9,038	247	535,367	87,041	1,785,603	521,906
3.9 Psychological Operations (Information Operations)	0	0	0	0	110	110	0	0	0	0	110	110
3.0 Operating Support Sub-Total	0	0	0	0	5,848,048	1,727,836	20,542	1,105	1,266,899	272,478	7,135,489	2,001,419
4.1 Airlift	0	0	0	0	139,611	130,393	0	0	18,836	17,514	158,447	147,907
4.2 Sealift	0	0	0	0	41,233	40,829	0	0	11,213	8,966	52,446	49,795
4.4 Port Handling/Inland Transportation	0	0	0	0	79,277	30,242	721	558	31,990	12,246	111,988	43,046
4.5 Other Transportation	0	0	0	0	90	10	0	0	0	0	90	10
4.6 Second Destination Transportation	0	0	0	0	278,584	174,490	0	0	1,981	58	280,565	174,548
4.0 Transportation Sub-Total	0	0	0	0	538,795	375,964	721	558	64,020	38,784	603,536	415,306
7.3.02 Defense Forces Sustainment	0	0	0	0	165,724	140,573	0	0	0	0	165,724	140,573
7.3.03 Defense Forces Infrastructure	0	0	0	0	8,615	6,583	0	0	0	0	8,615	6,583
7.3.04 Defense Forces Equipment and Transportation	0	0	0	0	16,067	16,040	0	0	0	0	16,067	16,040
7.3.05 Defense Forces Training and Operations	0	0	0	0	120,306	64,746	0	0	0	0	120,306	64,746
7.3.07 Interior Forces Sustainment	0	0	0	0	70,144	47,038	0	0	0	0	70,144	47,038
7.3.09 Interior Forces Equipment	0	0	0	0	3	0	0	0	0	0	3	0
7.3.10 Interior Forces Training and Operations	0	0	0	0	23,859	2,543	0	0	0	0	23,859	2,543
7.3.20 Other	0	0	0	0	0	25,536	0	0	0	0	0	25,536
7.4.1 Afghanistan (CERP)	0	0	0	0	1,789	1,546	0	0	0	0	1,789	1,546
7.6.2 U.S. Trainer/Enabler	0	0	0	0	0	0	0	0	4	4	4	4
7.0 Other Support Sub-Total	0	0	0	0	406,507	304,605	0	0	4	4	406,511	304,609
Navy/Marine Corps Total	0	0	0	0	2,758,128	1,129,629	0	0	307,267	144,103	3,065,395	1,273,732
Navy Total	0	0	0	0	2,155,891	882,882	0	0	263,331	135,128	2,419,222	1,018,010
1.2.1 Civilian Premium Pay	0	0	0	0	3,612	3,034	0	0	158	158	3,770	3,192
1.2.2 Civilian Temporary Hires	0	0	0	0	556	556	0	0	0	0	556	556
1.0 Personnel Sub-Total	0	0	0	0	4,168	3,590	0	0	158	158	4,326	3,748
2.1 Temporary Duty (TDY)/Additional Duty (TAD)	0	0	0	0	81,495	38,819	0	0	1,369	1,246	82,864	40,065
2.2 Clothing and Other Personnel Equipment & Supplies	0	0	0	0	4,374	1,178	0	0	1,503	99	5,877	1,277
2.3 Medical Support/Health Services	0	0	0	0	2,045	134	0	0	0	0	2,045	134
2.4 Reserve Component Activation/Deactivation	0	0	0	0	456	229	0	0	0	0	456	229
2.5 Other Personnel Support	0	0	0	0	1,926	184	0	0	0	0	1,926	184
2.0 Personnel Support Sub-Total	0	0	0	0	90,296	40,544	0	0	2,872	1,345	93,168	41,889
3.1 Training	0	0	0	0	24,346	8,175	0	0	1,300	283	25,646	8,458
3.2 Operations (OPTEMPO) (Fuel, Other POL, Parts)	0	0	0	0	432,819	320,230	0	0	127,536	98,939	560,355	419,169

COST OF WAR
Operation and Maintenance (O&M) Summary Execution by Operation, Component, and Cost Breakdown Structure (CBS)
Beginning Fiscal Year - 2019
(Amounts in Thousands)
As of March 31, 2019

Component	Operation New Dawn (OND) / Post-OND Iraq Activities		Operation Enduring Freedom		Operation Freedom's Sentinel		Operation Noble Eagle		Operation Inherent Resolve		Summary	
	Obligations Year To Date	Disbursements Year To Date	Obligations Year To Date	Disbursements Year To Date	Obligations Year To Date	Disbursements Year To Date	Obligations Year To Date	Disbursements Year To Date	Obligations Year To Date	Disbursements Year To Date	Obligations Year To Date	Disbursements Year To Date
3.2.5 Medical Supplies	0	0	0	0	2	0	0	0	0	0	2	0
3.2.7 Other (OPTEMPO) (Explanation Required)	0	0	0	0	2,947	755	0	0	0	0	2,947	755
3.3 Other Supplies & Equipment	0	0	0	0	165,125	85,000	0	0	23,946	20,656	189,071	105,656
3.4 Facilities/Base Support	0	0	0	0	132,052	39,812	0	0	0	0	132,052	39,812
3.5.1 Organization Level Maintenance	0	0	0	0	67,578	55,591	0	0	15,260	1,282	82,838	56,873
3.5.2 Intermediate Level Maintenance	0	0	0	0	7,808	647	0	0	200	52	8,008	699
3.5.3 Depot Level Maintenance	0	0	0	0	787,135	223,362	0	0	40,356	10,195	827,491	233,557
3.5.4 Contractor Logistics Support	0	0	0	0	19,362	15,934	0	0	8,500	236	27,862	16,170
3.6 (C4I)	0	0	0	0	35,778	2,282	0	0	0	0	35,778	2,282
3.7 Other Services and Miscellaneous Contracts	0	0	0	0	205,069	26,175	0	0	41,733	512	246,802	26,687
3.8 IED Operation	0	0	0	0	141	51	0	0	0	0	141	51
3.0 Operating Support Sub-Total	0	0	0	0	1,880,162	778,014	0	0	258,831	132,155	2,138,993	910,169
4.1 Airlift	0	0	0	0	104,679	16,358	0	0	1,470	1,470	106,149	17,828
4.2 Sealift	0	0	0	0	76,080	44,170	0	0	0	0	76,080	44,170
4.5 Other Transportation	0	0	0	0	392	124	0	0	0	0	392	124
4.6 Second Destination Transportation	0	0	0	0	114	82	0	0	0	0	114	82
4.0 Transportation Sub-Total	0	0	0	0	181,265	60,734	0	0	1,470	1,470	182,735	62,204
Marine Corps Total	0	0	0	0	602,237	246,747	0	0	43,936	8,975	646,173	255,722
1.2.1 Civilian Premium Pay	0	0	0	0	1,063	199	0	0	0	0	1,063	199
1.2.2 Civilian Temporary Hires	0	0	0	0	254	279	0	0	0	0	254	279
1.0 Personnel Sub-Total	0	0	0	0	1,317	478	0	0	0	0	1,317	478
2.1 Temporary Duty (TDY)/Additional Duty (TAD)	0	0	0	0	50,915	31,492	0	0	4,843	2,082	55,758	33,574
2.3 Medical Support/Health Services	0	0	0	0	2,349	1,891	0	0	0	0	2,349	1,891
2.4 Reserve Component Activation/Deactivation	0	0	0	0	3	2	0	0	0	0	3	2
2.5 Other Personnel Support	0	0	0	0	-800	865	0	0	0	0	-800	865
2.0 Personnel Support Sub-Total	0	0	0	0	52,467	34,250	0	0	4,843	2,082	57,310	36,332
3.1 Training	0	0	0	0	10,522	3,684	0	0	121	77	10,643	3,761
3.2 Operations (OPTEMPO) (Fuel, Other POL, Parts)	0	0	0	0	60,504	40,439	0	0	368	146	60,872	40,585
3.3 Other Supplies & Equipment	0	0	0	0	44,029	17,836	0	0	8,856	268	52,885	18,104
3.4 Facilities/Base Support	0	0	0	0	41,199	19,329	0	0	0	0	41,199	19,329
3.5.3 Depot Level Maintenance	0	0	0	0	32,252	1,958	0	0	0	0	32,252	1,958
3.5.4 Contractor Logistics Support	0	0	0	0	25,699	2,581	0	0	542	265	26,241	2,846
3.6 (C4I)	0	0	0	0	3,192	695	0	0	2,514	2,371	5,706	3,066
3.7 Other Services and Miscellaneous Contracts	0	0	0	0	207,588	73,924	0	0	25,804	3,064	233,392	76,988
3.0 Operating Support Sub-Total	0	0	0	0	424,985	160,446	0	0	38,205	6,191	463,190	166,637
4.1 Airlift	0	0	0	0	23,685	16,042	0	0	0	0	23,685	16,042
4.2 Sealift	0	0	0	0	59,980	8,764	0	0	0	0	59,980	8,764
4.5 Other Transportation	0	0	0	0	38,602	25,994	0	0	888	702	39,490	26,696
4.6 Second Destination Transportation	0	0	0	0	1,201	773	0	0	0	0	1,201	773
4.0 Transportation Sub-Total	0	0	0	0	123,468	51,573	0	0	888	702	124,356	52,275
Air Force Total	0	0	0	0	3,203,777	961,582	22,914	18,457	843,145	651,425	4,069,836	1,631,464
1.2.2 Civilian Temporary Hires	0	0	0	0	28,023	26,287	1,843	1,720	2,151	2,032	32,017	30,039
1.0 Personnel Sub-Total	0	0	0	0	28,023	26,287	1,843	1,720	2,151	2,032	32,017	30,039
2.1 Temporary Duty (TDY)/Additional Duty (TAD)	0	0	0	0	110,885	61,316	6,488	3,406	14,342	8,048	131,715	72,770
2.2 Clothing and Other Personnel Equipment & Supplies	0	0	0	0	2,644	1,282	0	0	2	2	2,646	1,284
2.3 Medical Support/Health Services	0	0	0	0	9,501	9,034	24	14	989	862	10,514	9,910
2.5 Other Personnel Support	0	0	0	0	37,015	12,381	0	0	31,431	3,372	68,446	15,753
2.0 Personnel Support Sub-Total	0	0	0	0	160,045	84,013	6,512	3,420	46,764	12,284	213,321	99,717
3.1 Training	0	0	0	0	11,963	3,295	0	0	1,214	0	13,177	3,295
3.2 Operations (OPTEMPO) (Fuel, Other POL, Parts)	0	0	0	0	232,552	231,640	12,665	12,665	584,450	583,484	829,667	827,789
3.3 Other Supplies & Equipment	0	0	0	0	220,163	94,632	364	358	23,820	12,503	244,347	107,493
3.4 Facilities/Base Support	0	0	0	0	118,875	32,925	16	7	14,413	1,434	133,304	34,366
3.5.3 Depot Level Maintenance	0	0	0	0	700,268	70,059	0	0	0	0	700,268	70,059
3.6 (C4I)	0	0	0	0	426,963	100,561	0	0	5,000	193	431,963	100,754
3.7 Other Services and Miscellaneous Contracts	0	0	0	0	598,209	96,950	612	3	84,298	8,327	683,119	105,280
3.0 Operating Support Sub-Total	0	0	0	0	2,308,993	630,062	13,657	13,033	713,195	605,941	3,035,845	1,249,036

COST OF WAR
Operation and Maintenance (O&M) Summary Execution by Operation, Component, and Cost Breakdown Structure (CBS)
Beginning Fiscal Year - 2019
(Amounts in Thousands)
As of March 31, 2019

Component	Operation New Dawn (OND) / Post-OND Iraq Activities		Operation Enduring Freedom		Operation Freedom's Sentinel		Operation Noble Eagle		Operation Inherent Resolve		Summary	
	Obligations Year To Date	Disbursements Year To Date	Obligations Year To Date	Disbursements Year To Date	Obligations Year To Date	Disbursements Year To Date	Obligations Year To Date	Disbursements Year To Date	Obligations Year To Date	Disbursements Year To Date	Obligations Year To Date	Disbursements Year To Date
4.1 Airlift	0	0	0	0	668,016	211,438	583	128	78,878	30,469	747,477	242,035
4.2 Sealift	0	0	0	0	10	0	0	0	0	0	10	0
4.4 Port Handling/Inland Transportation	0	0	0	0	3,800	477	0	0	0	0	3,800	477
4.5 Other Transportation	0	0	0	0	34,081	8,702	319	156	2,152	694	36,552	9,552
4.8 Retrograde of Personnel and Equipment	0	0	0	0	809	603	0	0	0	0	809	603
4.0 Transportation Sub-Total	0	0	0	0	706,716	221,220	902	284	81,030	31,163	788,648	252,667
7.6.2 U.S. Trainer/Enabler	0	0	0	0	0	0	0	0	5	5	5	5
7.0 Other Support Sub-Total	0	0	0	0	0	0	0	0	5	5	5	5
Defense Health Program Total	0	0	0	0	164,658	143,327	0	0	0	0	164,658	143,327
2.3 Medical Support/Health Services	0	0	0	0	164,658	143,327	0	0	0	0	164,658	143,327
2.0 Personnel Support Sub-Total	0	0	0	0	164,658	143,327	0	0	0	0	164,658	143,327
DODIG Total	0	0	0	0	3,954	2,554	0	0	6,948	5,780	10,902	8,334
1.2.1 Civilian Premium Pay	0	0	0	0	501	416	0	0	931	772	1,432	1,188
1.2.2 Civilian Temporary Hires	0	0	0	0	2,925	2,003	0	0	5,429	4,642	8,354	6,645
1.0 Personnel Sub-Total	0	0	0	0	3,426	2,419	0	0	6,360	5,414	9,786	7,833
2.1 Temporary Duty (TDY)/Additional Duty (TAD)	0	0	0	0	219	106	0	0	415	300	634	406
2.2.1 Organizational Clothing	0	0	0	0	55	25	0	0	112	57	167	82
2.0 Personnel Support Sub-Total	0	0	0	0	274	131	0	0	527	357	801	488
3.1 Training	0	0	0	0	2	2	0	0	58	6	60	8
3.3 Other Supplies & Equipment	0	0	0	0	2	2	0	0	2	2	4	4
3.7 Other Services and Miscellaneous Contracts	0	0	0	0	250	0	0	0	1	1	251	1
3.0 Operating Support Sub-Total	0	0	0	0	254	4	0	0	61	9	315	13
Defense Agency Total	0	0	0	0	1,960,477	361,723	0	0	312,502	80,599	2,272,979	442,322
1.2.1 Civilian Premium Pay	0	0	0	0	27,765	21,104	0	0	1,852	1,835	29,617	22,939
1.2.2 Civilian Temporary Hires	0	0	0	0	3,443	3,120	0	0	295	294	3,738	3,414
1.0 Personnel Sub-Total	0	0	0	0	31,208	24,224	0	0	2,147	2,129	33,355	26,353
2.1 Temporary Duty (TDY)/Additional Duty (TAD)	0	0	0	0	84,253	40,148	0	0	18,240	10,740	102,493	50,888
2.2 Clothing and Other Personnel Equipment & Supplies	0	0	0	0	830	145	0	0	85	32	915	177
2.3 Medical Support/Health Services	0	0	0	0	2,114	492	0	0	522	109	2,636	601
2.5 Other Personnel Support	0	0	0	0	31,620	31,620	0	0	0	0	31,620	31,620
2.0 Personnel Support Sub-Total	0	0	0	0	118,817	72,405	0	0	18,847	10,881	137,664	83,286
3.1 Training	0	0	0	0	15,915	2,924	0	0	1,588	354	17,503	3,278
3.2 Operations (OPTEMPO) (Fuel, Other POL, Parts)	0	0	0	0	61,458	35,394	0	0	31,005	25,761	92,463	61,155
3.3 Other Supplies & Equipment	0	0	0	0	60,654	10,628	0	0	9,795	1,298	70,449	11,926
3.4 Facilities/Base Support	0	0	0	0	1,255	291	0	0	1,600	1,600	2,855	1,891
3.5.1 Organization Level Maintenance	0	0	0	0	81	76	0	0	7	3	88	79
3.5.2 Intermediate Level Maintenance	0	0	0	0	1,879	658	0	0	186	38	2,065	696
3.5.3 Depot Level Maintenance	0	0	0	0	3,025	28	0	0	0	0	3,025	28
3.5.4 Contractor Logistics Support	0	0	0	0	240,489	30,885	0	0	56,484	4,194	296,973	35,079
3.5.6 MRAP Vehicles Equipment Maintenance	0	0	0	0	57,377	2,823	0	0	0	0	57,377	2,823
3.6 (C4I)	0	0	0	0	185,985	14,043	0	0	50,976	12,178	236,961	26,221
3.7 Other Services and Miscellaneous Contracts	0	0	0	0	809,969	103,374	0	0	139,301	21,966	949,270	125,340
3.0 Operating Support Sub-Total	0	0	0	0	1,438,087	201,124	0	0	290,942	67,392	1,729,029	268,516
4.1 Airlift	0	0	0	0	108,568	27,151	0	0	0	0	108,568	27,151
4.2 Sealift	0	0	0	0	1,132	94	0	0	0	0	1,132	94
4.4 Port Handling/Inland Transportation	0	0	0	0	1,083	433	0	0	180	180	1,263	613
4.5 Other Transportation	0	0	0	0	168,259	1,725	0	0	386	17	168,645	1,742
4.6 Second Destination Transportation	0	0	0	0	50	0	0	0	0	0	50	0
4.0 Transportation Sub-Total	0	0	0	0	279,092	29,403	0	0	566	197	279,658	29,600
7.2.1 Transportation Support	0	0	0	0	70,000	11,294	0	0	0	0	70,000	11,294
7.2.2 Logistic Support	0	0	0	0	23,273	23,273	0	0	0	0	23,273	23,273
7.0 Other Support Sub-Total	0	0	0	0	93,273	34,567	0	0	0	0	93,273	34,567

COST OF WAR
Operation and Maintenance (O&M) Summary Execution by Operation, Component, Appropriation and Cost Breakdown Structure (CBS)
Beginning Fiscal Year - 2019
(Amounts in Thousands)
As of March 31, 2019

Component and Appropriation	Operation New Dawn (OND) / Post-OND Iraq Activities		Operation Enduring Freedom		Operation Freedom's Sentinel		Operation Noble Eagle		Operation Inherent Resolve		Summary	
	Obligations Year to Date	Disbursements Year to Date	Obligations Year to Date	Disbursements Year to Date	Obligations Year to Date	Disbursements Year to Date	Obligations Year to Date	Disbursements Year to Date	Obligations Year to Date	Disbursements Year to Date	Obligations Year to Date	Disbursements Year to Date
Grand Total	0	0	0	0	15,442,919	5,150,068	50,239	24,542	2,869,910	1,244,336	18,363,068	6,418,946
Army Total	0	0	0	0	7,351,925	2,551,253	27,325	6,085	1,400,048	362,429	8,779,298	2,919,767
Army Active Total	0	0	0	0	7,275,866	2,522,495	27,325	6,085	1,400,048	362,429	8,703,239	2,891,009
Operation and Maintenance, Army												
1.2.1 Civilian Premium Pay	0	0	0	0	42,879	37,157	240	222	6,161	6,155	49,280	43,534
1.2.2 Civilian Temporary Hires	0	0	0	0	15,486	255	0	0	37	37	15,523	292
1.0 Personnel Sub-Total	0	0	0	0	58,365	37,412	240	222	6,198	6,192	64,803	43,826
2.1 Temporary Duty (TDY)/Additional Duty (TAD)	0	0	0	0	145,484	55,321	5,822	4,200	22,332	10,707	173,638	70,228
2.2 Clothing and Other Personnel Equipment & Supplies	0	0	0	0	307,510	21,528	0	0	0	0	307,510	21,528
2.3 Medical Support/Health Services	0	0	0	0	20,640	15,028	0	0	5,014	3,557	25,654	18,585
2.5 Other Personnel Support	0	0	0	0	10,873	2,771	0	0	35,581	30,707	46,454	33,478
2.6 Rest & Recreation	0	0	0	0	3,782	3,773	0	0	0	0	3,782	3,773
2.0 Personnel Support Sub-Total	0	0	0	0	488,289	98,421	5,822	4,200	62,927	44,971	557,038	147,592
3.1 Training	0	0	0	0	15,371	392	0	0	100	0	15,471	392
3.1.0 Care-in-Store	0	0	0	0	146	0	0	0	0	0	146	0
3.2 Operations (OPTEMPO) (Fuel, Other POL, Parts)	0	0	0	0	668,609	409,947	137	136	139,900	55,444	808,646	465,527
3.3 Other Supplies & Equipment	0	0	0	0	424,055	167,590	114	76	61,498	49,458	485,667	217,124
3.4 Facilities/Base Support	0	0	0	0	574,872	81,868	861	407	80,411	20,504	656,144	102,779
3.5.1 Organization Level Maintenance	0	0	0	0	108,230	52,552	0	0	0	0	108,230	52,552
3.5.2 Intermediate Level Maintenance	0	0	0	0	183,177	23,900	0	0	0	0	183,177	23,900
3.5.3 Depot Level Maintenance	0	0	0	0	382,362	57,053	0	0	5,017	1,031	387,379	58,084
3.5.4 Contractor Logistics Support	0	0	0	0	585,084	161,700	10,236	191	60,717	3,103	656,037	164,994
3.5.6 MRAP Vehicles Equipment Maintenance	0	0	0	0	45,571	3,056	0	0	0	0	45,571	3,056
3.6 (C4I)	0	0	0	0	1,564,950	314,635	156	48	383,889	55,897	1,948,995	370,580
3.7 Other Services and Miscellaneous Contracts	0	0	0	0	1,232,349	433,481	9,038	247	535,367	87,041	1,776,754	520,769
3.9 Psychological Operations (Information Operations)	0	0	0	0	110	110	0	0	0	0	110	110
3.0 Operating Support Sub-Total	0	0	0	0	5,784,886	1,706,284	20,542	1,105	1,266,899	272,478	7,072,327	1,979,867
4.1 Airlift	0	0	0	0	139,611	130,393	0	0	18,836	17,514	158,447	147,907
4.2 Sealift	0	0	0	0	41,233	40,829	0	0	11,213	8,966	52,446	49,795
4.4 Port Handling/Inland Transportation	0	0	0	0	78,301	30,051	721	558	31,990	12,246	111,012	42,855
4.5 Other Transportation	0	0	0	0	90	10	0	0	0	0	90	10
4.6 Second Destination Transportation	0	0	0	0	278,584	174,490	0	0	1,981	58	280,565	174,548
4.0 Transportation Sub-Total	0	0	0	0	537,819	375,773	721	558	64,020	38,784	602,560	415,115
7.4.1 Afghanistan (CERP)	0	0	0	0	1,789	1,546	0	0	0	0	1,789	1,546
7.6.2 U.S. Trainer/Enabler	0	0	0	0	0	0	0	0	4	4	4	4
7.0 Other Support Sub-Total	0	0	0	0	1,789	1,546	0	0	4	4	1,793	1,550
Afghanistan Security Forces Fund, Army												
7.3.02 Defense Forces Sustainment	0	0	0	0	165,724	140,573	0	0	0	0	165,724	140,573
7.3.03 Defense Forces Infrastructure	0	0	0	0	8,615	6,583	0	0	0	0	8,615	6,583
7.3.04 Defense Forces Equipment and Transportation	0	0	0	0	16,067	16,040	0	0	0	0	16,067	16,040
7.3.05 Defense Forces Training and Operations	0	0	0	0	120,306	64,746	0	0	0	0	120,306	64,746
7.3.07 Interior Forces Sustainment	0	0	0	0	70,144	47,038	0	0	0	0	70,144	47,038
7.3.09 Interior Forces Equipment	0	0	0	0	3	0	0	0	0	0	3	0
7.3.10 Interior Forces Training and Operations	0	0	0	0	23,859	2,543	0	0	0	0	23,859	2,543
7.3.20 Other	0	0	0	0	0	25,536	0	0	0	0	0	25,536
7.0 Other Support Sub-Total	0	0	0	0	404,718	303,059	0	0	0	0	404,718	303,059
Army Reserve Total	0	0	0	0	10,181	5,530	0	0	0	0	10,181	5,530
Operation and Maintenance, Army Reserve												
2.1 Temporary Duty (TDY)/Additional Duty (TAD)	0	0	0	0	2,913	1,847	0	0	0	0	2,913	1,847
2.3 Medical Support/Health Services	0	0	0	0	1,367	1,251	0	0	0	0	1,367	1,251
2.5 Other Personnel Support	0	0	0	0	2,840	838	0	0	0	0	2,840	838
2.0 Personnel Support Sub-Total	0	0	0	0	7,120	3,936	0	0	0	0	7,120	3,936
3.2 Operations (OPTEMPO) (Fuel, Other POL, Parts)	0	0	0	0	41	0	0	0	0	0	41	0
3.3 Other Supplies & Equipment	0	0	0	0	1,467	1,160	0	0	0	0	1,467	1,160
3.4 Facilities/Base Support	0	0	0	0	512	23	0	0	0	0	512	23
3.6 (C4I)	0	0	0	0	164	52	0	0	0	0	164	52

COST OF WAR
Operation and Maintenance (O&M) Summary Execution by Operation, Component, Appropriation and Cost Breakdown Structure (CBS)
Beginning Fiscal Year - 2019
(Amounts in Thousands)
As of March 31, 2019

Component and Appropriation	Operation New Dawn (OND) / Post-OND Iraq Activities		Operation Enduring Freedom		Operation Freedom's Sentinel		Operation Noble Eagle		Operation Inherent Resolve		Summary	
	Obligations Year to Date	Disbursements Year to Date	Obligations Year to Date	Disbursements Year to Date	Obligations Year to Date	Disbursements Year to Date	Obligations Year to Date	Disbursements Year to Date	Obligations Year to Date	Disbursements Year to Date	Obligations Year to Date	Disbursements Year to Date
3.7 Other Services and Miscellaneous Contracts	0	0	0	0	385	311	0	0	0	0	385	311
3.0 Operating Support Sub-Total	0	0	0	0	2,569	1,546	0	0	0	0	2,569	1,546
4.4 Port Handling/Inland Transportation	0	0	0	0	492	48	0	0	0	0	492	48
4.0 Transportation Sub-Total	0	0	0	0	492	48	0	0	0	0	492	48
Army National Guard Total	0	0	0	0	65,878	23,228	0	0	0	0	65,878	23,228
Operation and Maintenance, Army Natl Guard												
2.1 Temporary Duty (TDY)/Additional Duty (TAD)	0	0	0	0	135	69	0	0	0	0	135	69
2.2 Clothing and Other Personnel Equipment & Supplies	0	0	0	0	12	0	0	0	0	0	12	0
2.3 Medical Support/Health Services	0	0	0	0	420	261	0	0	0	0	420	261
2.4 Reserve Component Activation/Deactivation	0	0	0	0	3,970	2,540	0	0	0	0	3,970	2,540
2.5 Other Personnel Support	0	0	0	0	264	209	0	0	0	0	264	209
2.0 Personnel Support Sub-Total	0	0	0	0	4,801	3,079	0	0	0	0	4,801	3,079
3.2 Operations (OPTEMPO) (Fuel, Other POL, Parts)	0	0	0	0	36,052	14,479	0	0	0	0	36,052	14,479
3.3 Other Supplies & Equipment	0	0	0	0	3,725	711	0	0	0	0	3,725	711
3.4 Facilities/Base Support	0	0	0	0	1,057	149	0	0	0	0	1,057	149
3.5.4 Contractor Logistics Support	0	0	0	0	1,561	23	0	0	0	0	1,561	23
3.6 (C4I)	0	0	0	0	9,734	3,818	0	0	0	0	9,734	3,818
3.7 Other Services and Miscellaneous Contracts	0	0	0	0	8,464	826	0	0	0	0	8,464	826
3.0 Operating Support Sub-Total	0	0	0	0	60,593	20,006	0	0	0	0	60,593	20,006
4.4 Port Handling/Inland Transportation	0	0	0	0	484	143	0	0	0	0	484	143
4.0 Transportation Sub-Total	0	0	0	0	484	143	0	0	0	0	484	143
Navy/Marine Corps Total	0	0	0	0	2,758,128	1,129,629	0	0	307,267	144,103	3,065,395	1,273,732
Navy Total	0	0	0	0	2,155,891	882,882	0	0	263,331	135,128	2,419,222	1,018,010
Navy Active Total	0	0	0	0	2,143,011	881,829	0	0	263,331	135,128	2,406,342	1,016,957
Operation and Maintenance, Navy												
1.2.1 Civilian Premium Pay	0	0	0	0	3,612	3,034	0	0	158	158	3,770	3,192
1.2.2 Civilian Temporary Hires	0	0	0	0	556	556	0	0	0	0	556	556
1.0 Personnel Sub-Total	0	0	0	0	4,168	3,590	0	0	158	158	4,326	3,748
2.1 Temporary Duty (TDY)/Additional Duty (TAD)	0	0	0	0	81,495	38,819	0	0	1,369	1,246	82,864	40,065
2.2 Clothing and Other Personnel Equipment & Supplies	0	0	0	0	4,344	1,178	0	0	1,503	99	5,847	1,277
2.3 Medical Support/Health Services	0	0	0	0	2,045	134	0	0	0	0	2,045	134
2.5 Other Personnel Support	0	0	0	0	1,926	184	0	0	0	0	1,926	184
2.0 Personnel Support Sub-Total	0	0	0	0	89,810	40,315	0	0	2,872	1,345	92,682	41,660
3.1 Training	0	0	0	0	24,346	8,175	0	0	1,300	283	25,646	8,458
3.2 Operations (OPTEMPO) (Fuel, Other POL, Parts)	0	0	0	0	432,819	320,230	0	0	127,536	98,939	560,355	419,169
3.2.5 Medical Supplies	0	0	0	0	2	0	0	0	0	0	2	0
3.2.7 Other (OPTEMPO) (Explanation Required)	0	0	0	0	2,947	755	0	0	0	0	2,947	755
3.3 Other Supplies & Equipment	0	0	0	0	165,098	85,000	0	0	23,946	20,656	189,044	105,656
3.4 Facilities/Base Support	0	0	0	0	130,969	39,812	0	0	0	0	130,969	39,812
3.5.1 Organization Level Maintenance	0	0	0	0	67,578	55,591	0	0	15,260	1,282	82,838	56,873
3.5.2 Intermediate Level Maintenance	0	0	0	0	7,808	647	0	0	200	52	8,008	699
3.5.3 Depot Level Maintenance	0	0	0	0	778,954	222,538	0	0	40,356	10,195	819,310	232,733
3.5.4 Contractor Logistics Support	0	0	0	0	17,578	15,934	0	0	8,500	236	26,078	16,170
3.6 (C4I)	0	0	0	0	35,778	2,282	0	0	0	0	35,778	2,282
3.7 Other Services and Miscellaneous Contracts	0	0	0	0	204,000	26,175	0	0	41,733	512	245,733	26,687
3.8 IED Operation	0	0	0	0	141	51	0	0	0	0	141	51
3.0 Operating Support Sub-Total	0	0	0	0	1,868,018	777,190	0	0	258,831	132,155	2,126,849	909,345
4.1 Airlift	0	0	0	0	104,679	16,358	0	0	1,470	1,470	106,149	17,828
4.2 Sealift	0	0	0	0	76,080	44,170	0	0	0	0	76,080	44,170
4.5 Other Transportation	0	0	0	0	142	124	0	0	0	0	142	124
4.6 Second Destination Transportation	0	0	0	0	114	82	0	0	0	0	114	82
4.0 Transportation Sub-Total	0	0	0	0	181,015	60,734	0	0	1,470	1,470	182,485	62,204
Navy Reserve Total	0	0	0	0	12,880	1,053	0	0	0	0	12,880	1,053
Operation and Maintenance, Navy Reserve												

COST OF WAR
Operation and Maintenance (O&M) Summary Execution by Operation, Component, Appropriation and Cost Breakdown Structure (CBS)
Beginning Fiscal Year - 2019
(Amounts in Thousands)
As of March 31, 2019

Component and Appropriation	Operation New Dawn (OND) / Post-OND Iraq Activities		Operation Enduring Freedom		Operation Freedom's Sentinel		Operation Noble Eagle		Operation Inherent Resolve		Summary	
	Obligations Year to Date	Disbursements Year to Date	Obligations Year to Date	Disbursements Year to Date	Obligations Year to Date	Disbursements Year to Date	Obligations Year to Date	Disbursements Year to Date	Obligations Year to Date	Disbursements Year to Date	Obligations Year to Date	Disbursements Year to Date
2.2 Clothing and Other Personnel Equipment & Supplies	0	0	0	0	30	0	0	0	0	0	30	0
2.4 Reserve Component Activation/Deactivation	0	0	0	0	456	229	0	0	0	0	456	229
2.0 Personnel Support Sub-Total	0	0	0	0	486	229	0	0	0	0	486	229
3.3 Other Supplies & Equipment	0	0	0	0	27	0	0	0	0	0	27	0
3.4 Facilities/Base Support	0	0	0	0	1,083	0	0	0	0	0	1,083	0
3.5.3 Depot Level Maintenance	0	0	0	0	8,181	824	0	0	0	0	8,181	824
3.5.4 Contractor Logistics Support	0	0	0	0	1,784	0	0	0	0	0	1,784	0
3.7 Other Services and Miscellaneous Contracts	0	0	0	0	1,069	0	0	0	0	0	1,069	0
3.0 Operating Support Sub-Total	0	0	0	0	12,144	824	0	0	0	0	12,144	824
4.5 Other Transportation	0	0	0	0	250	0	0	0	0	0	250	0
4.0 Transportation Sub-Total	0	0	0	0	250	0	0	0	0	0	250	0
Marine Corps Total	0	0	0	0	602,237	246,747	0	0	43,936	8,975	646,173	255,722
Marine Corps Active Total	0	0	0	0	601,162	246,290	0	0	43,936	8,975	645,098	255,265
Operation and Maintenance, Marine Corps												
1.2.1 Civilian Premium Pay	0	0	0	0	1,062	198	0	0	0	0	1,062	198
1.2.2 Civilian Temporary Hires	0	0	0	0	254	279	0	0	0	0	254	279
1.0 Personnel Sub-Total	0	0	0	0	1,316	477	0	0	0	0	1,316	477
2.1 Temporary Duty (TDY)/Additional Duty (TAD)	0	0	0	0	50,764	31,324	0	0	4,843	2,082	55,607	33,406
2.3 Medical Support/Health Services	0	0	0	0	2,349	1,891	0	0	0	0	2,349	1,891
2.5 Other Personnel Support	0	0	0	0	-800	865	0	0	0	0	-800	865
2.0 Personnel Support Sub-Total	0	0	0	0	52,313	34,080	0	0	4,843	2,082	57,156	36,162
3.1 Training	0	0	0	0	10,522	3,684	0	0	121	77	10,643	3,761
3.2 Operations (OPTEMPO) (Fuel, Other POL, Parts)	0	0	0	0	59,626	40,194	0	0	368	146	59,994	40,340
3.3 Other Supplies & Equipment	0	0	0	0	43,993	17,795	0	0	8,856	268	52,849	18,063
3.4 Facilities/Base Support	0	0	0	0	41,199	19,329	0	0	0	0	41,199	19,329
3.5.3 Depot Level Maintenance	0	0	0	0	32,252	1,958	0	0	0	0	32,252	1,958
3.5.4 Contractor Logistics Support	0	0	0	0	25,699	2,581	0	0	542	265	26,241	2,846
3.6 (C4I)	0	0	0	0	3,192	695	0	0	2,514	2,371	5,706	3,066
3.7 Other Services and Miscellaneous Contracts	0	0	0	0	207,582	73,924	0	0	25,804	3,064	233,386	76,988
3.0 Operating Support Sub-Total	0	0	0	0	424,065	160,160	0	0	38,205	6,191	462,270	166,351
4.1 Airlift	0	0	0	0	23,685	16,042	0	0	0	0	23,685	16,042
4.2 Sealift	0	0	0	0	59,980	8,764	0	0	0	0	59,980	8,764
4.5 Other Transportation	0	0	0	0	38,602	25,994	0	0	888	702	39,490	26,696
4.6 Second Destination Transportation	0	0	0	0	1,201	773	0	0	0	0	1,201	773
4.0 Transportation Sub-Total	0	0	0	0	123,468	51,573	0	0	888	702	124,356	52,275
Marine Corps Reserve Total	0	0	0	0	1,075	457	0	0	0	0	1,075	457
Operation and Maintenance, USMC Reserve												
1.2.1 Civilian Premium Pay	0	0	0	0	1	1	0	0	0	0	1	1
1.0 Personnel Sub-Total	0	0	0	0	1	1	0	0	0	0	1	1
2.1 Temporary Duty (TDY)/Additional Duty (TAD)	0	0	0	0	151	168	0	0	0	0	151	168
2.4 Reserve Component Activation/Deactivation	0	0	0	0	3	2	0	0	0	0	3	2
2.0 Personnel Support Sub-Total	0	0	0	0	154	170	0	0	0	0	154	170
3.2 Operations (OPTEMPO) (Fuel, Other POL, Parts)	0	0	0	0	878	245	0	0	0	0	878	245
3.3 Other Supplies & Equipment	0	0	0	0	36	41	0	0	0	0	36	41
3.7 Other Services and Miscellaneous Contracts	0	0	0	0	6	0	0	0	0	0	6	0
3.0 Operating Support Sub-Total	0	0	0	0	920	286	0	0	0	0	920	286
Air Force Total	0	0	0	0	3,203,777	961,582	22,914	18,457	843,145	651,425	4,069,836	1,631,464
Air Force Active Total	0	0	0	0	3,165,352	955,006	22,914	18,457	843,145	651,425	4,031,411	1,624,888
Operation and Maintenance, Air Force												
1.2.2 Civilian Temporary Hires	0	0	0	0	28,023	26,287	1,843	1,720	2,151	2,032	32,017	30,039
1.0 Personnel Sub-Total	0	0	0	0	28,023	26,287	1,843	1,720	2,151	2,032	32,017	30,039
2.1 Temporary Duty (TDY)/Additional Duty (TAD)	0	0	0	0	108,560	60,049	6,488	3,406	14,342	8,048	129,390	71,503

COST OF WAR
Operation and Maintenance (O&M) Summary Execution by Operation, Component, Appropriation and Cost Breakdown Structure (CBS)
Beginning Fiscal Year - 2019
(Amounts in Thousands)
As of March 31, 2019

Component and Appropriation	Operation New Dawn (OND) / Post-OND Iraq Activities		Operation Enduring Freedom		Operation Freedom's Sentinel		Operation Noble Eagle		Operation Inherent Resolve		Summary	
	Obligations Year to Date	Disbursements Year to Date	Obligations Year to Date	Disbursements Year to Date	Obligations Year to Date	Disbursements Year to Date	Obligations Year to Date	Disbursements Year to Date	Obligations Year to Date	Disbursements Year to Date	Obligations Year to Date	Disbursements Year to Date
2.2 Clothing and Other Personnel Equipment & Supplies	0	0	0	0	2,644	1,282	0	0	2	2	2,646	1,284
2.3 Medical Support/Health Services	0	0	0	0	9,501	9,034	24	14	989	862	10,514	9,910
2.5 Other Personnel Support	0	0	0	0	37,015	12,381	0	0	31,431	3,372	68,446	15,753
2.0 Personnel Support Sub-Total	0	0	0	0	157,720	82,746	6,512	3,420	46,764	12,284	210,996	98,450
3.1 Training	0	0	0	0	11,963	3,295	0	0	1,214	0	13,177	3,295
3.2 Operations (OPTEMPO) (Fuel, Other POL, Parts)	0	0	0	0	232,552	231,640	12,665	12,665	584,450	583,484	829,667	827,789
3.3 Other Supplies & Equipment	0	0	0	0	218,891	94,075	364	358	23,820	12,503	243,075	106,936
3.4 Facilities/Base Support	0	0	0	0	116,919	32,648	16	7	14,413	1,434	131,348	34,089
3.5.3 Depot Level Maintenance	0	0	0	0	668,774	66,228	0	0	0	0	668,774	66,228
3.6 (C4I)	0	0	0	0	426,959	100,560	0	0	5,000	193	431,959	100,753
3.7 Other Services and Miscellaneous Contracts	0	0	0	0	596,835	96,307	612	3	84,298	8,327	681,745	104,637
3.0 Operating Support Sub-Total	0	0	0	0	2,272,893	624,753	13,657	13,033	713,195	605,941	2,999,745	1,243,727
4.1 Airlift	0	0	0	0	668,016	211,438	583	128	78,878	30,469	747,477	242,035
4.2 Sealift	0	0	0	0	10	0	0	0	0	0	10	0
4.4 Port Handling/Inland Transportation	0	0	0	0	3,800	477	0	0	0	0	3,800	477
4.5 Other Transportation	0	0	0	0	34,081	8,702	319	156	2,152	694	36,552	9,552
4.8 Retrograde of Personnel and Equipment	0	0	0	0	809	603	0	0	0	0	809	603
4.0 Transportation Sub-Total	0	0	0	0	706,716	221,220	902	284	81,030	31,163	788,648	252,667
7.6.2 U.S. Trainer/Enabler	0	0	0	0	0	0	0	0	5	5	5	5
7.0 Other Support Sub-Total	0	0	0	0	0	0	0	0	5	5	5	5
Air Force Reserve Total	0	0	0	0	35,330	5,002	0	0	0	0	35,330	5,002
Operation and Maintenance, Air Force Reserve												
2.1 Temporary Duty (TDY)/Additional Duty (TAD)	0	0	0	0	2,114	1,118	0	0	0	0	2,114	1,118
2.0 Personnel Support Sub-Total	0	0	0	0	2,114	1,118	0	0	0	0	2,114	1,118
3.3 Other Supplies & Equipment	0	0	0	0	357	53	0	0	0	0	357	53
3.4 Facilities/Base Support	0	0	0	0	1,365	0	0	0	0	0	1,365	0
3.5.3 Depot Level Maintenance	0	0	0	0	31,494	3,831	0	0	0	0	31,494	3,831
3.0 Operating Support Sub-Total	0	0	0	0	33,216	3,884	0	0	0	0	33,216	3,884
Air Force National Guard Total	0	0	0	0	3,095	1,574	0	0	0	0	3,095	1,574
Operation and Maintenance, Air Natl Guard												
2.1 Temporary Duty (TDY)/Additional Duty (TAD)	0	0	0	0	211	149	0	0	0	0	211	149
2.0 Personnel Support Sub-Total	0	0	0	0	211	149	0	0	0	0	211	149
3.3 Other Supplies & Equipment	0	0	0	0	915	504	0	0	0	0	915	504
3.4 Facilities/Base Support	0	0	0	0	591	277	0	0	0	0	591	277
3.6 (C4I)	0	0	0	0	4	1	0	0	0	0	4	1
3.7 Other Services and Miscellaneous Contracts	0	0	0	0	1,374	643	0	0	0	0	1,374	643
3.0 Operating Support Sub-Total	0	0	0	0	2,884	1,425	0	0	0	0	2,884	1,425
Defense Health Program Total	0	0	0	0	164,658	143,327	0	0	0	0	164,658	143,327
Defense Health Program, Defense												
2.3 Medical Support/Health Services	0	0	0	0	164,658	143,327	0	0	0	0	164,658	143,327
2.0 Personnel Support Sub-Total	0	0	0	0	164,658	143,327	0	0	0	0	164,658	143,327
DODIG Total	0	0	0	0	3,954	2,554	0	0	6,948	5,780	10,902	8,334
Office of the Inspector General, Defense												
1.2.1 Civilian Premium Pay	0	0	0	0	501	416	0	0	931	772	1,432	1,188
1.2.2 Civilian Temporary Hires	0	0	0	0	2,925	2,003	0	0	5,429	4,642	8,354	6,645
1.0 Personnel Sub-Total	0	0	0	0	3,426	2,419	0	0	6,360	5,414	9,786	7,833
2.1 Temporary Duty (TDY)/Additional Duty (TAD)	0	0	0	0	219	106	0	0	415	300	634	406
2.2.1 Organizational Clothing	0	0	0	0	55	25	0	0	112	57	167	82
2.0 Personnel Support Sub-Total	0	0	0	0	274	131	0	0	527	357	801	488
3.1 Training	0	0	0	0	2	2	0	0	58	6	60	8
3.3 Other Supplies & Equipment	0	0	0	0	2	2	0	0	2	2	4	4
3.7 Other Services and Miscellaneous Contracts	0	0	0	0	250	0	0	0	1	1	251	1

COST OF WAR
Operation and Maintenance (O&M) Summary Execution by Operation, Component, Appropriation and Cost Breakdown Structure (CBS)
Beginning Fiscal Year - 2019
(Amounts in Thousands)
As of March 31, 2019

Component and Appropriation	Operation New Dawn (OND) / Post-OND Iraq Activities		Operation Enduring Freedom		Operation Freedom's Sentinel		Operation Noble Eagle		Operation Inherent Resolve		Summary	
	Obligations Year to Date	Disbursements Year to Date	Obligations Year to Date	Disbursements Year to Date	Obligations Year to Date	Disbursements Year to Date	Obligations Year to Date	Disbursements Year to Date	Obligations Year to Date	Disbursements Year to Date	Obligations Year to Date	Disbursements Year to Date
3.0 Operating Support Sub-Total	0	0	0	0	254	4	0	0	61	9	315	13
Defense Agency Total	0	0	0	0	1,960,477	361,723	0	0	312,502	80,599	2,272,979	442,322
Operation and Maintenance, Defense-Wide												
1.2.1 Civilian Premium Pay	0	0	0	0	27,765	21,104	0	0	1,852	1,835	29,617	22,939
1.2.2 Civilian Temporary Hires	0	0	0	0	3,443	3,120	0	0	295	294	3,738	3,414
1.0 Personnel Sub-Total	0	0	0	0	31,208	24,224	0	0	2,147	2,129	33,355	26,353
2.1 Temporary Duty (TDY)/Additional Duty (TAD)	0	0	0	0	84,253	40,148	0	0	18,240	10,740	102,493	50,888
2.2 Clothing and Other Personnel Equipment & Supplies	0	0	0	0	830	145	0	0	85	32	915	177
2.3 Medical Support/Health Services	0	0	0	0	2,114	492	0	0	522	109	2,636	601
2.5 Other Personnel Support	0	0	0	0	31,620	31,620	0	0	0	0	31,620	31,620
2.0 Personnel Support Sub-Total	0	0	0	0	118,817	72,405	0	0	18,847	10,881	137,664	83,286
3.1 Training	0	0	0	0	15,915	2,924	0	0	1,588	354	17,503	3,278
3.2 Operations (OPTEMPO) (Fuel, Other POL, Parts)	0	0	0	0	61,458	35,394	0	0	31,005	25,761	92,463	61,155
3.3 Other Supplies & Equipment	0	0	0	0	60,654	10,628	0	0	9,795	1,298	70,449	11,926
3.4 Facilities/Base Support	0	0	0	0	1,255	291	0	0	1,600	1,600	2,855	1,891
3.5.1 Organization Level Maintenance	0	0	0	0	81	76	0	0	7	3	88	79
3.5.2 Intermediate Level Maintenance	0	0	0	0	1,879	658	0	0	186	38	2,065	696
3.5.3 Depot Level Maintenance	0	0	0	0	3,025	28	0	0	0	0	3,025	28
3.5.4 Contractor Logistics Support	0	0	0	0	240,489	30,885	0	0	56,484	4,194	296,973	35,079
3.5.6 MRAP Vehicles Equipment Maintenance	0	0	0	0	57,377	2,823	0	0	0	0	57,377	2,823
3.6 (C4I)	0	0	0	0	185,985	14,043	0	0	50,976	12,178	236,961	26,221
3.7 Other Services and Miscellaneous Contracts	0	0	0	0	809,969	103,374	0	0	139,301	21,966	949,270	125,340
3.0 Operating Support Sub-Total	0	0	0	0	1,438,087	201,124	0	0	290,942	67,392	1,729,029	268,516
4.1 Airlift	0	0	0	0	108,568	27,151	0	0	0	0	108,568	27,151
4.2 Sealift	0	0	0	0	1,132	94	0	0	0	0	1,132	94
4.4 Port Handling/Inland Transportation	0	0	0	0	1,083	433	0	0	180	180	1,263	613
4.5 Other Transportation	0	0	0	0	168,259	1,725	0	0	386	17	168,645	1,742
4.6 Second Destination Transportation	0	0	0	0	50	0	0	0	0	0	50	0
4.0 Transportation Sub-Total	0	0	0	0	279,092	29,403	0	0	566	197	279,658	29,600
7.2.1 Transportation Support	0	0	0	0	70,000	11,294	0	0	0	0	70,000	11,294
7.2.2 Logistic Support	0	0	0	0	23,273	23,273	0	0	0	0	23,273	23,273
7.0 Other Support Sub-Total	0	0	0	0	93,273	34,567	0	0	0	0	93,273	34,567

FY 2019 Cost of War for FY 2019 Appropriations

**FY 2019 Estimate of Cost of War for FY 2019 Appropriations
(Amounts in Thousands)
As of March 31, 2019**

APPROPRIATION Fiscal Year 2019 Accounts	Notes	Funds Appropriated 1/	Funds Transferred	Funds Available	Obligations March 2019	Obligations CFI 2/	Disbursements CFI 3/	Unpaid Obligations	Unobligated Balance	Percent Obligated
21 2019/2019 2010 Military Personnel, Army		2,679,436	0	2,679,436	260,703	1,448,179	1,448,179	0	1,231,257	54%
21 2019/2019 2070 Reserve Personnel, Army		26,377	0	26,377	2,060	12,885	10,066	2,819	13,492	49%
21 2019/2019 2060 National Guard Personnel, Army		167,383	0	167,383	12,639	63,328	54,473	8,855	104,055	38%
21 2019/2019 2020 Operation and Maintenance, Army		16,415,730	-76,557	16,339,173	1,212,717	8,298,521	2,587,950	5,710,571	8,040,652	51%
21 2019/2019 2080 Operation and Maintenance, Army Reserve		41,887	0	41,887	3,772	10,181	5,530	4,651	31,706	24%
21 2019/2019 2065 Operation and Maintenance, Army Natl Guard		110,229	485	110,714	17,126	65,878	23,228	42,650	44,836	60%
21 2019/2021 2031 Aircraft Procurement, Army		309,093	-16,400	292,693	3,626	45,807	3,621	42,186	246,886	16%
21 2019/2021 2032 Missile Procurement, Army		1,155,413	-72,447	1,082,966	2,956	6,834	327	6,507	1,076,132	1%
21 2019/2021 2033 Procurement of Weapons & Tracked Vehicles		11,662	0	11,662	0	1,624	0	1,624	10,038	14%
21 2019/2021 2034 Procurement of Ammunition, Army		97,864	-10,450	87,414	0	15,803	0	15,803	71,611	18%
21 2019/2021 2035 Other Procurement, Army		1,103,522	-16,502	1,087,020	72,457	320,161	8,078	312,083	766,859	29%
21 2019/2020 2040 Research, Development, Test, and Eval, Army		285,104	-1,500	283,604	54013	109,065	16,058	93,007	174,539	38%
21 2019/2023 2050 Military Construction, Army		69,000	-69,000	0	0	0	0	0	0	0%
17 2019/2019 1453 Military Personnel, Navy		382,661	0	382,661	30,469	180,776	178,613	2,163	201,885	47%
17 2019/2019 1405 Reserve Personnel, Navy		11,100	0	11,100	1,448	5,679	4,198	1,481	5,421	51%
17 2019/2019 1804 Operation and Maintenance, Navy		4,727,756	-119,698	4,608,058	453,523	2,406,342	1,016,957	1,389,385	2,201,716	52%
17 2019/2019 1806 Operation and Maintenance, Navy Reserve		25,637	43	25,680	1,343	12,880	1,053	11,827	12,800	50%
17 2019/2021 1506 Aircraft Procurement, Navy		80,119	152,000	232,119	872	150,391	303	150,088	81,728	65%
17 2019/2021 1507 Weapons Procurement, Navy		7,634	0	7,634	2,888	2,888	3	2,885	4,746	38%
17 2019/2021 1508 Procurement of Ammunition, Navy and USMC		246,541	-16,758	229,783	2,307	111,752	2,438	109,314	118,031	49%
17 2019/2021 1810 Other Procurement, Navy		128,723	-800	127,923	18,779	42,523	789	41,734	85,400	33%
17 2019/2020 1319 Research, Development, Test, and Eval, Navy		167,812	-117,282	50,530	9,661	27,814	4,872	22,942	22,716	55%
17 2019/2019 1105 Military Personnel, Marine Corps		109,232	0	109,232	12,052	69,817	69,817	0	39,415	64%
17 2019/2019 1108 Reserve Personnel, Marine Corps		2,380	0	2,380	117	831	0	831	1,549	35%
17 2019/2019 1106 Operation and Maintenance, Marine Corps		1,054,300	4,394	1,058,694	270,348	645,098	255,265	389,833	413,596	61%
17 2019/2019 1107 Operation and Maintenance, USMC Reserve		3,345	0	3,345	15	1,075	457	618	2,270	32%
17 2019/2021 1109 Procurement, Marine Corps		58,023	0	58,023	10,430	31,173	1,620	29,553	26,850	54%
57 2019/2019 3500 Military Personnel, Air Force		910,958	0	910,958	79,918	479,829	479,829	0	431,129	53%
57 2019/2019 3700 Reserve Personnel, Air Force		21,076	250	21,326	858	11,638	6,042	5,596	9,688	55%
57 2019/2019 3850 National Guard Personnel, Air Force		5,460	0	5,460	456	2,937	2,075	862	2,523	54%
57 2019/2019 3400 Operation and Maintenance, Air Force		8,873,245	-39,470	8,833,775	-255,333	4,031,411	1,624,888	2,406,523	4,802,364	46%
57 2019/2019 3740 Operation and Maintenance, Air Force Reserve		60,500	0	60,500	13,867	35,330	5,002	30,328	25,170	58%
57 2019/2019 3840 Operation and Maintenance, Air Natl Guard		15,870	0	15,870	516	3,095	1,574	1,521	12,775	20%
57 2019/2021 3010 Aircraft Procurement, Air Force		986,880	-63,640	923,240	16486	79,285	209	79,076	843,955	9%
57 2019/2021 3020 Missile Procurement, Air Force		431,926	0	431,926	0	0	0	0	431,926	0%
57 2019/2021 3011 Procurement of Ammunition, Air Force		1,421,516	-50,000	1,371,516	0	482,991	2	482,989	888,525	35%
57 2019/2021 3080 Other Procurement, Air Force		3,509,515	-3,260,032	249,483	5795	15,744	395	15,349	233,739	6%
57 2019/2020 3600 Research, Development, Test and Eval, Air Force		314,271	-115,327	198,944	6165	26,356	1,863	24,493	172,588	13%
97 2019/2019 0100 Operation and Maintenance, Defense-Wide		6,334,274	-1,013,259	5,321,015	706623	2,272,979	442,322	1,830,657	3,048,036	43%
97 2019/2020 0100 Operation and Maintenance, Defense-Wide		1,843,200	-1,543,200	300,000	0	0	0	0	300,000	0%
97 2019/2019 0107 Office of the Inspector General, Defense		24,692	0	24,692	2,400	10,902	8,334	2,568	13,790	44%
97 2019/2019 0130 Defense Health Program, Defense		352,068	0	352,068	25,505	164,658	143,327	21,331	187,410	47%
97 2019/2021 0300 Procurement, Defense-Wide		572,135	-39,559	532,576	25,407	273,989	8,379	265,610	258,587	51%
97 2019/2020 0400 Research, Development, Test and Eval, Defense		500,544	-275,061	225,483	27,009	81,429	5,690	75,739	144,054	36%
21 2019/2020 2091 Afghanistan Security Forces Fund, Army		5,199,450	-279,450	4,920,000	203,475	404,718	303,059	101,659	4,515,282	8%
97 2019/2019 0105 Drug Interdiction & Cntr Drug Activities		153,100	-153,100	0	0	0	0	0	0	0%
21 2019/2020 2099 Counter-ISIL Train and Equip Fund		1,400,000	-47,800	1,352,200	3940	6,054	-397	6,451	1,346,146	0%

**FY 2019 Estimate of Cost of War for FY 2019 Appropriations
(Amounts in Thousands)
As of March 31, 2019**

APPROPRIATION Fiscal Year 2019 Accounts	Notes	Funds Appropriated 1/	Funds Transferred	Funds Available	Obligations March 2019	Obligations CFI 2/	Disbursements CFI 3/	Unpaid Obligations	Unobligated Balance	Percent Obligated
Sub-Total		62,408,643	-7,240,120	55,168,523	3,319,408	22,470,650	8,726,488	13,744,162	32,697,873	41%
Non-War Funds		15,846,317	0	15,846,317	0	0	0	0	0	0%
Operation Noble Eagle - Baseline Funds	2/		0	79,543	0	0	0	0	79,543	0%
Grand Total		78,254,960	-7,240,120	71,094,383	3,319,408	22,470,650	8,726,488	13,744,162	32,777,416	32%

**FY 2019 Estimate of Cost of War for FY 2019 Appropriations
(Amounts in Thousands)
As of March 31, 2019**

FY 2019 Status of Funds Footnotes:

1/ Reflects funding provided in Public Law 115-245, Department of Defense Appropriations Act, 2019, and Public Law 115-244, Department of Defense Military Construction Appropriations Act, 2019'

2/ Obligations include **\$79,543** for Operation Noble Eagle (ONE) as a cost of war.

3/ CFI is Cumulative From Inception.

**FY 2019 Estimate of Cost of War for FY 2019 Appropriations
(Amounts in Thousands)
As of March 31, 2019**

Table 1 -- Reprogramming Actions into/out of Cost of War Funds					
Reprogramming Action:	1	2	3	4	5
APPROPRIATION					
2019/2019 2020 Operation and Maintenance, Army	-580,911		119,900	338,000	46,454
2019/2019 2065 Operation and Maintenance, Army Natl Guard	485				
2019/2021 2031 Aircraft Procurement, Army				-16,400	
2019/2021 2032 Missile Procurement, Army	-8,000			-64,447	
2019/2021 2033 Procurement of Weapons and Tracked Vehicles				-5,075	5,075
2019/2021 2034 Procurement of Ammunition, Army				-10,450	
2019/2021 2035 Other Procurement, Army				-18,002	1,500
2019/2020 2040 Research, Development, Test and Eval, Army				-24,500	23,000
2019/2023 2050 Military Construction, Army				-69,000	
2019/2020 2091 Afghanistan Security Forces Fund, Army	-124,827			-154,623	
2019/2020 2099 Counter-ISIL Train and Equip Fund	-47,800				
2019/2019 1804 Operation and Maintenance, Navy	-590,062		864	415,000	54,500
2019/2019 1806 Operation and Maintenance, Navy Reserve	43				
2019/2021 1810 Other Procurement, Navy	-4,800			-6,000	10,000
2019/2021 1506 Aircraft Procurement, Navy				152,000	
2019/2021 1508 Procurement of Ammunition, Navy & USMC				-16,758	
2019/2020 1319 Research, Development, Test, and Eval, Navy	-117,282				
2019/2019 1106 Operation and Maintenance, Marine Corps	-172,601			171,095	5,900
2019/2019 3700 Reserve Personnel, Air Force			250		
2019/2019 3400 Operation and Maintenance, Air Force	-616,431		32,086	542,885	1,990
2019/2021 3010 Aircraft Procurement, Air Force	-63,640				
2019/2021 3011 Procurement of Ammunition, Air Force	-50,000				
2019/2021 3080 Other Procurement, Air Force	-3,242,032	-18,000			
2019/2020 3600 Research, Development, Test and Eval, Air Force	-122,990			7,663	
2019/2019 0100 Operation and Maintenance, Defense-Wide	-1,308,538		7,000	-86,017	374,296
2019/2020 0100 Operation and Maintenance, Defense-Wide	-793,442			-149,758	-600,000
2019/2021 0300 Procurement, Defense-Wide	-39,559				
2019/2020 0400 Research, Development, Test and Eval, Defense	-182,031			-98,030	5,000
2019/2019 0105 Drug Interdiction and Counter Drug Activities			-153,100		
Reprogramming Total	-8,064,418	-18,000	7,000	907,583	-72,285
Cumulative Reprogramming Total	-8,064,418	-8,082,418	-8,075,418	-7,167,835	-7,240,120

1. PL 115-245
2. PL 115-245
3. Other Non War: FY 19-05IR
4. PL 115-245
5. FY19-04 IR; FY19-03 PA; PL115-245

Table 2 -- Non-War Programs or Programs Whose Execution Is Not Included in the DoD Cost of War Report						
Non-War Not Reported on the DoD Cost of War Report	Fund Item Description	Military Personnel	Operation &	Military Construction Procurement	RDTE	Total
21 2019/2019 2020 Operation and Maintenance, Army	Congressional transfer from Title II to Title IX		600,000	-		600,000
17 2019/2019 1804 Operation and Maintenance, Navy	Congressional transfer from Title II to Title IX		600,000	-		600,000
17 2019/2019 1106 Operation and Maintenance, Marine Corps	Congressional transfer from Title II to Title IX		171,095	-		171,095
57 2019/2019 3400 Operation and Maintenance, Air Force	Congressional transfer from Title II to Title IX		600,000	-		600,000
97 2019/2020 0100 Operation and Maintenance, Defense-Wide	Congressional transfer from Title II to Title IX		50,000	-		50,000
57 2019/2023 3300 Military Construction, Air Force	Congressional transfer from Title II to Title IX		-	69,000		69,000
Subtotal			2,021,095	69,000	-	2,090,095
21 2019/2019 2020 Operation and Maintenance, Army	Congressional Marks		338,000			338,000
21 2019/2021 2031 Aircraft Procurement, Army	Congressional Marks			-16,400		-16,400
21 2019/2021 2032 Missile Procurement, Army	Congressional Marks			-72,447		-72,447
21 2019/2021 2034 Procurement of Ammunition, Army	Congressional Marks			-10,450		-10,450
21 2019/2021 2035 Other Procurement, Army	Congressional Marks			-18,002		-18,002
21 2019/2020 2040 Research, Development, Test & Evaluation, Army	Congressional Marks				-1,500	-1,500
17 2019/2019 1506 Operation and Maintenance, Navy	Congressional Marks		415,000			415,000
17 2019/2021 1506 Aircraft Procurement, Navy	Congressional Marks			152,000		152,000
17 2019/2021 1508 Procurement of Ammunition, Navy & Marine Corps	Congressional Marks			-16,758		-16,758
17 2019/2021 1810 Other Procurement, Navy	Congressional Marks			-6,000		-6,000
17 2019/2019 1106 Operation and Maintenance, Marine Corps	Congressional Marks		171,095			171,095
57 2019/2019 3400 Operation and Maintenance, Air Force	Congressional Marks		542,885			542,885
57 2019/2021 3010 Aircraft Procurement, Air Force	Congressional Marks			-63,640		-63,640
57 2019/2021 3011 Procurement of Ammunition, Air Force	Congressional Marks			-50,000		-50,000
57 2019/2021 3080 Other Procurement, Air Force	Congressional Marks			-48,668		-48,668
57 2019/2020 3600 Research, Development, Test and Eval, Air Force	Congressional Marks				7,663	7,663
97 2019/2019 0100 Operation and Maintenance, Defense-Wide	Congressional Marks		463,983			463,983
97 2019/2020 0100 Operation and Maintenance, Defense-Wide	Congressional Marks		-150,000			-150,000
97 2019/2020 0400 Research, Development, Test and Eval, Defense	Congressional Marks				-105,400	-105,400
21 2019/2020 2091 Afghanistan Security Forces Fund, Army	Congressional Marks		-279,450			-279,450
21 2019/2020 2099 Counter ISIL Train and Equip Fund, Army	Congressional Marks		-47,800			-47,800
21 2019/2023 2050 Military Construction, Army	Congressional Marks			-69,000		-69,000
57 2019/2023 3300 Military Construction, Air Force	Congressional Marks			69,000		69,000
Subtotal			1,453,713	0	-150,365	-99,237
European Deterrence Initiative ¹		344,598	2,742,437	791,020	2,639,372	17,000
Fuel Increase			101,954			101,954
Non-DoD Classified Programs			1,376,874	60,000	3,255,723	414,403
Other Non-War - Title 10 Additional Appropriations			808,200			530
						808,730

FY 2019 Estimate of Cost of War for FY 2019 Appropriations
(Amounts in Thousands)
As of March 31, 2019

Non-War Programs Totals	344,598	9,957,986	920,020	5,594,365	233,459	15,846,317
-------------------------	---------	-----------	---------	-----------	---------	------------

Notes:

¹ Includes Ukraine Security Assistance Initiative funding

FY 2019 Cost of War for FY 2018 Appropriations

FY 2019 Estimate of Cost of War for FY 2018 Appropriations
(Amounts in Thousands)
As of March 31, 2019

APPROPRIATION Fiscal Year 2018 Accounts	Notes	Funds Appropriated 1/	Funds Transferred	Funds Available	Obligations March 2019	Obligations CFI 2/	Disbursements CFI 3/	Unpaid Obligations	Unobligated Balance	Percent Obligated
21 2018/2018 2010 Military Personnel, Army		2,527,223	80,783	2,608,006	0	2,608,006	2,608,006	0	0	100%
21 2018/2018 2070 Reserve Personnel, Army		17,842	4,179	22,021	0	21,926	21,131	795	95	100%
21 2018/2018 2060 National Guard Personnel, Army		164,099	1,161	165,260	0	158,860	152,036	6,824	6,400	96%
21 2018/2018 2020 Operation and Maintenance, Army		15,268,635	224,232	15,492,867	-1,070	15,356,193	11,988,188	3,368,005	136,674	99%
21 2018/2018 2080 Operation and Maintenance, Army Reserve		24,699	4,600	29,299	0	24,676	21,587	3,089	4,623	84%
21 2018/2018 2065 Operation and Maintenance, Army Natl Guard		108,036	0	108,036	0	104,188	83,486	20,702	3,848	96%
21 2018/2020 2031 Aircraft Procurement, Army		387,211	4,313	391,524	73	146,725	43,120	103,605	244,799	37%
21 2018/2020 2032 Missile Procurement, Army		628,264	-40	628,224	2,404	461,762	5,537	456,225	166,462	74%
21 2018/2020 2034 Procurement of Ammunition, Army		119,372	0	119,372	0	113,676	5,096	108,580	5,696	95%
21 2018/2020 2035 Other Procurement, Army		276,179	26,875	303,054	5,257	272,969	150,019	122,950	30,085	90%
21 2018/2019 2040 Research, Development, Test, and Eval, Army		182,876	0	182,876	-153	148,747	94,817	53,930	34,129	81%
21 2018/2022 2050 Military Construction, Army		130,400	0	130,400	0	0	0	0	130,400	0%
17 2018/2018 1453 Military Personnel, Navy		376,991	7,988	384,979	0	384,979	382,411	2,568	0	100%
17 2018/2018 1405 Reserve Personnel, Navy		9,091	3,911	13,002	0	13,002	12,427	575	0	100%
17 2018/2018 1804 Operation and Maintenance, Navy	4/	5,747,024	297,584	6,044,608	0	6,052,708	3,583,408	2,469,300	-8,100	100%
17 2018/2018 1806 Operation and Maintenance, Navy Reserve		23,980	0	23,980	0	21,453	14,131	7,322	2,527	89%
17 2018/2020 1506 Aircraft Procurement, Navy		157,300	5,200	162,500	4,356	142,309	27,724	114,585	20,191	88%
17 2018/2020 1507 Weapons Procurement, Navy		130,994	0	130,994	256	121,928	23,140	98,788	9,066	93%
17 2018/2020 1508 Procurement of Ammunition, Navy and USMC		233,406	0	233,406	0	218,914	39,459	179,455	14,492	94%
17 2018/2020 1810 Other Procurement, Navy		178,573	21,500	200,073	11,757	168,778	45,923	122,855	31,295	84%
17 2018/2019 1319 Research, Development, Test, and Eval, Navy		66,110	582	66,692	1,768	41,819	30,307	11,512	24,873	63%
17 2018/2022 1205 Military Construction, Navy and Marine Corps	4/	0	0	0	0	10,609	12	10,597	-10,609	0%
17 2018/2018 1105 Military Personnel, Marine Corps		103,979	7,837	111,816	0	111,816	111,816	0	0	100%
17 2018/2018 1108 Reserve Personnel, Marine Corps		2,328	0	2,328	0	2,287	323	1,964	41	98%
17 2018/2018 1106 Operation and Maintenance, Marine Corps	4/	1,099,624	0	1,099,624	7,145	1,099,959	645,774	454,185	-335	100%
17 2018/2018 1107 Operation and Maintenance, USMC Reserve		3,367	0	3,367	0	2,977	2,027	950	390	88%
17 2018/2020 1109 Procurement, Marine Corps		64,307	12,150	76,457	580	67,164	27,224	39,940	9,293	88%
57 2018/2018 3500 Military Personnel, Air Force		884,757	80,000	964,757	0	958,833	958,833	0	5,924	99%
57 2018/2018 3700 Reserve Personnel, Air Force		20,569	40	20,609	0	20,607	13,525	7,082	2	100%
57 2018/2018 3850 National Guard Personnel, Air Force		5,004	480	5,484	0	4,551	3,746	805	933	83%
57 2018/2018 3400 Operation and Maintenance, Air Force		9,697,446	246,812	9,944,258	-15,978	9,847,701	7,828,661	2,019,040	96,557	99%
57 2018/2018 3740 Operation and Maintenance, Air Force Reserve		53,523	0	53,523	-2,791	45,595	43,871	1,724	7,928	85%
57 2018/2018 3840 Operation and Maintenance, Air Natl Guard		15,400	0	15,400	0	13,142	4,396	8,746	2,258	85%
57 2018/2020 3010 Aircraft Procurement, Air Force		478,521	-83,400	395,121	1,294	171,260	11,022	160,238	223,861	43%
57 2018/2020 3020 Missile Procurement, Air Force		481,700	0	481,700	0	273,878	0	273,878	207,822	57%
57 2018/2020 3021 Space Procurement, Air Force		2,256	0	2,256	0	2,020	2,020	0	236	90%
57 2018/2020 3011 Procurement of Ammunition, Air Force		551,509	0	551,509	0	506,453	25,891	480,562	45,056	92%
57 2018/2020 3080 Other Procurement, Air Force		123,017	6,750	129,767	2,234	33,198	12,933	20,265	96,569	26%
57 2018/2019 3600 Research, Development, Test and Eval, Air Force		63,200	0	63,200	562	43,877	34,847	9,030	19,323	69%
57 2018/2022 3300 Military Construction, Air Force		178,400	0	178,400	0	0	0	0	178,400	0%
97 2018/2018 0100 Operation and Maintenance, Defense-Wide		5,208,055	-477,947	4,730,108	359,923	3,602,477	2,078,908	1,523,569	1,127,631	76%
97 2018/2019 0100 Operation and Maintenance, Defense-Wide		1,000,000	-800,000	200,000	42,856	60,480	49,684	10,796	139,520	30%
97 2018/2018 0107 Office of the Inspector General, Defense		24,692	0	24,692	-1	18,337	16,179	2,158	6,355	74%
97 2018/2018 0130 Defense Health Program, Defense	4/	395,805	8,263	404,068	-291	405,169	381,310	23,859	-1,101	100%
97 2018/2020 0300 Procurement, Defense-Wide		475,388	150,640	626,028	9,591	478,593	104,692	373,901	147,435	76%
97 2018/2019 0400 Research, Development, Test and Eval, Defense		216,220	0	216,220	14,031	179,020	100,764	78,256	37,200	83%
97 2018/2022 0500 Military Construction, Defense-Wide		22,400	0	22,400	0	0	0	0	22,400	0%
97 2018/XXXX 4930 Defense Working Capital Funds, Defense		98,845	0	98,845	437	10,952	7,822	3,130	87,893	11%
21 2018/2019 2091 Afghanistan Security Forces Fund, Army		4,666,815	0	4,666,815	200,800	4,039,398	3,703,930	335,468	627,417	87%
97 2018/2018 0105 Drug Interdiction & Cntr Drug Activities		196,300	0	196,300	0	0	0	0	196,300	0%
21 2018/2019 2099 Counter-ISIL Train and Equip Fund		1,769,000	-300,000	1,469,000	76,394	964,229	828,659	135,570	504,771	66%
Sub-Total		54,660,732	-465,507	54,195,225	721,434	49,558,200	36,330,822	13,227,378	4,637,025	91%

**FY 2019 Estimate of Cost of War for FY 2018 Appropriations
(Amounts in Thousands)
As of March 31, 2019**

APPROPRIATION Fiscal Year 2018 Accounts	Notes	Funds Appropriated 1/	Funds Transferred	Funds Available	Obligations March 2019	Obligations CFI 2/	Disbursements CFI 3/	Unpaid Obligations	Unobligated Balance	Percent Obligated
Non-War Funds		13,904,485	0	13,904,485	0	0	0	0	0	0%
Operation Noble Eagle - Baseline Funds	2/	0	0	165,770	0	0	0	0	165,770	0%
Grand Total		68,565,217	-465,507	68,265,480	721,434	49,558,200	36,330,822	13,227,378	4,802,795	73%

FY 2019 Estimate of Cost of War for FY 2018 Appropriations
(Amounts in Thousands)
As of March 31, 2019

FY 2018 Status of Funds Footnotes:

1/ Reflects funding provided in Public Law 115-141, the DoD Appropriations Act, 2018.

2/ Obligations include **\$165,770** for Operation Noble Eagle (ONE) as a cost of war.

3/ CF1 is Cumulative From Inception.

4/ Obligations that exceed funds available reflect cash flowing from baseline appropriations.

**FY 2019 Estimate of Cost of War for FY 2018 Appropriations
(Amounts in Thousands)
As of March 31, 2019**

Table 1 -- Reprogramming Actions into/out of Cost of War Funds

Reprogramming Action:	1	2	3	4	5	6	7	8	9	10	11
APPROPRIATION											
2018/2018 2010 Military Personnel, Army						-20,000		100,783			
2018/2018 2070 Reserve Personnel, Army								4,179			
2018/2018 2060 National Guard Personnel, Army	650	511									
2018/2018 2020 Operation and Maintenance, Army	13,204	100,810	81,670	22,239	6,309		0				
2018/2018 2080 Operation and Maintenance, Army Reserve								4,600			
2018/2020 2031 Aircraft Procurement, Army			5,188								-875
2018/2020 2035 Other Procurement, Army			2,900								23,975
2018/2018 1453 Military Personnel, Navy							0	7,988			
2018/2018 1405 Reserve Personnel, Navy								3,911			
2018/2018 1804 Operation and Maintenance, Navy	1,130	1,831	64,200	83,080				147,343			
2018/2020 1506 Aircraft Procurement, Navy				5,200							
2018/2020 1810 Other Procurement, Navy			9,500								12,000
2018/2019 1319 Research, Development, Test and Evaluation, Navy					582						
2018/2018 3500 Military Personnel, Air Force								80,000			
2018/2018 1105 Military Personnel, Marine Corps							0	7,837			
2018/2018 3700 Reserve Personnel, Air Force	255	-215									
2018/2018 3850 National Guard Personnel, Air Force		480									
2018/2018 3400 Operation and Maintenance, Air Force	1,063	19,601	6,500	26,750	-6,891		0	199,789			
2018/2018 0100 Operation and Maintenance, Defense-Wide			-309,725	-196,270				43,277	-2,400	69,546	-82,375
2018/2019 0100 Operation and Maintenance, Defense-Wide									-800,000		
2018/2018 0130, Defense Health Program, Operation and Maintenance								8,263			
2018/2020 1109 Procurement, Marine Corps											12,150
2018/2020 3080 Other Procurement, Air Force											6,750
2018/2020 2032 Missile Procurement, Army											-40
2018/2020 0300 Procurement, Defense-Wide			121,290	6,850							22,500
2018/2020 3010 Aircraft Procurement, Air Force											-83,400
2018/2018 Drug Interdiction & Cntr Drug Activities							0				
2018/2019 2099 Counter ISIL Train and Equip									-300,000		
Reprogramming Total	16,302	123,018	-18,477	-52,151	0	-20,000	0	607,970	-1,102,400	69,546	-89,315
Cumulative Reprogramming Total	16,302	139,320	120,843	68,692	68,692	48,692	48,692	656,662	-445,738	-376,192	-465,507

1. FY 18-04 IR, Drug Interdiction and Counter-Drug Activities, Defense, dated February 20, 2018
2. FY 18-16 IR, Drug Interdiction and Counter-Drug Activities, Defense, dated June 13, 2018
3. FY 18-20 IR, Intelligence, Surveillance, and Reconnaissance Request, dated July 3, 2018
4. FY 18-22 IR, Intelligence, Surveillance, and Reconnaissance Request, dated July 10, 2018
5. FY 18-26 IR, Drug Interdiction and Counter-Drug Activities, Defense, dated September 20, 2018
6. FY 18-26 PA, Defense Working Capital Fund Request, dated September 14, 2018
7. FY 18-17 PA, June 2018 Prior Approval Request (Omnibus), dated October 1, 2018
8. Base Funds for OCO Requirements
9. Rescission (PL115-245); BTR, Lapsed Appropriation
10. FY18-20 IR; FY18-04 IR; BTR; FY18-22 IR; FY18-16 IR
11. FY18-12 PA; Rescission; FY16 NDAA, sec 828

Table 2 -- Non-War Programs or Programs Whose Execution Is Not Included in the DoD Cost of War Report

Non-War Not Reported on the DoD Cost of War Report	Fund Item Description	Military Personnel	Operation & Maintenance	Military Construction Procurement	RDTE	Total
21 2018/2018 2020 Operation and Maintenance, Army	Congressional transfer from Title II to Title IX		650,000	-		650,000
17 2018/2018 1804 Operation and Maintenance, Navy	Congressional transfer from Title II to Title IX		660,000	-		660,000
17 2018/2018 1106 Operation and Maintenance, Marine Corps	Congressional transfer from Title II to Title IX		260,162	-		260,162
57 2018/2018 3400 Operation and Maintenance, Air Force	Congressional transfer from Title II to Title IX		650,000	-		650,000
17 2018/2022 1205 Military Construction, Navy	Congressional transfer from Title II to Title IX		-	13,390		13,390
57 2018/2022 3300 Military Construction, Navy	Congressional transfer from Title II to Title IX		-	97,122		97,122
Operation and Maintenance, Subtotal			2,220,162	110,512	-	2,330,674
97 2018/2020 0350 National Guard and Reserve Equipment, Defense	Baseline Programs funded by Congress in OCO					1,300,000
European Deterrence Initiative ¹		214,300	2,321,405	306,930	1,870,600	4,777,335
Fuel Reduction			40,157			40,157
Non-DoD Classified Programs			1,296,727		2,977,778	4,608,944
Other Non-War - Title 10 Additional Appropriations			847,375			847,375
Non-War Programs Totals		214,300	6,725,826	417,442	4,848,378	398,539
						13,904,485

Notes:

¹ Includes Ukraine Security Assistance Initiative funding

FY 2019 Estimate of Cost of War for FY 2018 Appropriations
(Amounts in Thousands)
As of March 31, 2019

FY 2019 Cost of War for FY 2017 Appropriations

**FY 2019 Estimate of Cost of War for FY 2017 Appropriations
(Amounts in Thousands)
As of March 31, 2019**

APPROPRIATION Fiscal Year 2017 Accounts	Notes	Funds Appropriated 1/	Funds Transferred	Funds Available	Obligations March 2019	Obligations CFI 2/3	Disbursements CFI 3/	Unpaid Obligations	Unobligated Balance	Percent Obligated
21 2017/2017 2010 Military Personnel, Army	/6	2,042,682	-14,608	2,028,074	0	2,101,783	2,101,783	0	-73,709	104%
21 2017/2017 2070 Reserve Personnel, Army		17,084	0	17,084	0	15,371	15,193	178	1,713	90%
21 2017/2017 2060 National Guard Personnel, Army	/6	131,630	3,358	134,988	-4	143,695	142,383	1,312	-8,707	106%
21 2017/2017 2020 Operation and Maintenance, Army	/5	14,813,205	-81,781	14,731,424	-263	14,363,772	13,420,886	942,886	367,652	98%
21 2017/2017 2080 Operation and Maintenance, Army Reserve	/5	23,910	-1,912	21,998	0	20,893	19,312	1,581	1,105	95%
21 2017/2017 2065 Operation and Maintenance, Army Natl Guard	/5/6	65,250	610	65,860	-39,521	59,158	54,179	4,979	6,702	90%
21 2017/2019 2031 Aircraft Procurement, Army		253,711	194,140	447,851	18,591	432,213	187,538	244,675	15,638	97%
21 2017/2019 2032 Missile Procurement, Army		324,507	36,682	361,189	31	352,593	37,392	315,201	8,596	98%
21 2017/2019 2033 Procurement of Weapons & Tracked Vehicles		22,410	0	22,410	0	22,410	5,518	16,892	0	100%
21 2017/2019 2034 Procurement of Ammunition, Army		88,460	9,100	97,560	87	96,883	30,834	66,049	677	99%
21 2017/2019 2035 Other Procurement, Army		926,195	39,682	965,877	42,128	943,063	669,337	273,726	22,814	98%
21 2017/2018 2040 Research, Development, Test, and Eval, Army		271,789	23,600	295,389	-213	294,805	247,180	47,625	584	100%
21 2017/2021 2050 Military Construction, Army		11,500	0	11,500	14	1,109	719	390	10,391	10%
17 2017/2017 1453 Military Personnel, Navy	/6	334,781	0	334,781	0	369,353	369,319	34	-34,572	110%
17 2017/2017 1405 Reserve Personnel, Navy	/6	11,929	0	11,929	0	14,460	12,592	1,868	-2,531	121%
17 2017/2017 1804 Operation and Maintenance, Navy	/5 /6	5,245,390	5,473	5,250,863	0	5,477,645	3,892,953	1,584,692	-226,782	104%
17 2017/2017 1806 Operation and Maintenance, Navy Reserve	/6	26,265	0	26,265	0	29,841	18,866	10,975	-3,576	114%
17 2017/2019 1506 Aircraft Procurement, Navy		419,149	18,365	437,514	1289	398,869	264,199	134,670	38,645	91%
17 2017/2019 1507 Weapons Procurement, Navy		8,600	0	8,600	0	6,325	947	5,378	2,275	74%
17 2017/2019 1508 Procurement of Ammunition, Navy and USMC		123,380	4,250	127,630	23	120,976	114,293	6,683	6,654	95%
17 2017/2019 1810 Other Procurement, Navy		42,397	6,531	48,928	0	47,985	18,158	29,827	943	98%
17 2017/2018 1319 Research, Development, Test, and Eval, Navy		39,407	0	39,407	1	39,318	28,878	10,440	89	100%
17 2017/2021 1205 Military Construction, Navy and Marine Corps	/6	0	0	0	0	190	0	190	-190	0%
17 2017/2017 1105 Military Personnel, Marine Corps		185,573	-51,006	134,567	0	103,312	0	103,312	31,255	77%
17 2017/2017 1108 Reserve Personnel, Marine Corps	/6	3,764	0	3,764	0	3,835	0	3,835	-71	102%
17 2017/2017 1106 Operation and Maintenance, Marine Corps	/5	1,056,632	552,750	1,609,382	-7,548	1,568,449	1,186,153	382,296	40,933	97%
17 2017/2017 1107 Operation and Maintenance, USMC Reserve		3,304	0	3,304	0	3,220	3,164	56	84	97%
17 2017/2019 1109 Procurement, Marine Corps		147,011	29,604	176,615	31	146,495	76,860	69,635	30,120	83%
57 2017/2017 3500 Military Personnel, Air Force	/6	857,111	0	857,111	0	860,901	860,901	0	-3,790	100%
57 2017/2017 3700 Reserve Personnel, Air Force		20,535	272	20,807	0	20,567	15,540	5,027	240	99%
57 2017/2017 3850 National Guard Personnel, Air Force		5,288	52	5,340	0	5,128	4,636	492	212	96%
57 2017/2017 3400 Operation and Maintenance, Air Force	/5	9,336,307	72,006	9,408,313	2,715	9,273,548	8,707,982	565,566	134,765	99%
57 2017/2017 3740 Operation and Maintenance, Air Force Reserve		57,586	0	57,586	-42	55,685	53,927	1,758	1,901	97%
57 2017/2017 3840 Operation and Maintenance, Air Natl Guard		20,000	0	20,000	0	14,587	6,281	8,306	5,413	73%
57 2017/2019 3010 Aircraft Procurement, Air Force		820,919	100,488	921,407	9,874	821,074	83,580	737,494	100,333	89%
57 2017/2019 3020 Missile Procurement, Air Force	/6	134,295	-58,381	75,914	0	76,485	38,843	37,642	-571	101%
57 2017/2019 3011 Procurement of Ammunition, Air Force		414,908	55,560	470,468	0	444,964	330,170	114,794	25,504	95%
57 2017/2019 3080 Other Procurement, Air Force		249,576	106,526	356,102	4,866	220,233	56,128	164,105	135,869	62%
57 2017/2018 3600 Research, Development, Test and Eval, Air Force		59,740	75,863	135,603	0	54,614	51,287	3,327	80,989	40%
57 2017/2021 3300 Military Construction, Air Force		20,011	0	20,011	0	0	0	0	20,011	0%
97 2017/2017 0100 Operation and Maintenance, Defense-Wide	/5	6,445,347	-2,030,328	4,415,019	164,893	3,496,427	2,355,090	1,141,337	918,592	79%
97 2017/2018 0100 Operation and Maintenance, Defense-Wide		0	96,400	96,400	0	18,398	18,398	0	78,002	19%
97 2017/2017 0107 Office of the Inspector General, Defense		22,062	-5,000	17,062	0	12,086	5,836	6,250	4,976	71%
97 2017/2017 0130 Defense Health Program, Defense	/6	322,859	0	322,859	-227	330,860	314,996	15,864	-8,001	102%
97 2017/2019 0300 Procurement, Defense-Wide		351,437	78,070	429,507	7,944	433,327	320,419	112,908	-3,820	101%
97 2017/2018 0400 Research, Development, Test and Eval, Defense	/6	0	0	0	45,397	47,369	36,491	10,878	-47,369	0%
97 2017/XXXX 4930 Defense Working Capital Funds, Defense		95,481	0	95,481	0	5,447	5,447	0	90,034	6%
21 2017/2018 2091 Afghanistan Security Forces Fund, Army		4,262,715	-100,000	4,162,715	-1,662	4,068,482	3,962,389	106,093	94,233	98%
21 2017/2019 2093 Joint Improvised Explosive Device Defeat Fund		87,800	0	87,800	50	82,040	74,765	7,275	5,760	93%
21 2017/2018 2097 Iraq Train and Equip Fund	7/	289,500	0	289,500	10	287,351	349,968	-62,617	2,149	99%
97 2017/2017 0105 Drug Interdiction & Cntr Drug Activities		191,533	-107,000	84,533	0	0	0	0	84,533	0%

**FY 2019 Estimate of Cost of War for FY 2017 Appropriations
(Amounts in Thousands)
As of March 31, 2019**

APPROPRIATION Fiscal Year 2017 Accounts	Notes	Funds Appropriated 1/	Funds Transferred	Funds Available	Obligations March 2019	Obligations CFI 2/3	Disbursements CFI 3/	Unpaid Obligations	Unobligated Balance	Percent Obligated
97 2017/2019 2093 Joint Improvised Explosive Device Defeat Fund		339,472	0	339,472	-2,991	324,807	292,210	32,597	14,665	96%
21 2017/2018 2099 Counter-ISIL Train and Equip Fund		1,606,400	-248,268	1,358,132	3,009	1,338,696	1,235,062	103,634	19,436	99%
Sub-Total		52,650,797	-1,188,902	51,461,895	248,482	49,471,097	42,098,982	7,372,115	1,990,798	96%
Non-War Funds	4/	29,728,110	0	29,728,110	0	0	0	0	29,728,110	0%
Operation Noble Eagle - Baseline Funds	2/	0	0	95,449	0	0	0	0	95,449	0%
Grand Total		82,378,907	-1,188,902	81,285,454	248,482	49,471,097	42,098,982	7,372,115	31,814,357	61%

(Amounts in Thousands)
As of March 31, 2019

FY 2017 Status of Funds Footnotes:

1/ Reflects funding provided in Public Law 114-223, the Continuing Resolutions Act, 2017.

2/ Obligations include **\$95,449** for Operation Noble Eagle (ONE) as a cost of war.

3/ CFI is Cumulative From Inception.

4/ Table 2 reflects Non-War funds whose execution is not included in the DoD Cost of War Report.

5/ Table 3 reflects OCO funding that was reduced by **\$355,041** due to a congressional mark that was applied to the Department of Defense Appropriations Act, 2016.

6/ Obligations that exceed funds available reflect cash flowing from baseline operations.

7/ Disbursements that exceed obligations will be corrected in a subsequent period.

**FY 2019 Estimate of Cost of War for FY 2017 Appropriations
(Amounts in Thousands)
As of March 31, 2019**

Table 1 -- Reprogramming Actions into/out of Cost of War Funds

Reprogramming Action:	1	2	3	4	5	6	7	8	9	10	11	12
APPROPRIATION												
2017/2017 2010 Military Personnel, Army	22,092			-36,700								
2017/2017 2060 National Guard Personnel, Army	744	488		2,126								
2017/2017 2020 Operation and Maintenance, Army	45,000	25,943		-152,724								
2017/2017 2080 Operation and Maintenance, Army Reserve				-1,912								
2017/2017 2065 Operation and Maintenance, Army Natl Guard				610								
2017/2019 2031 Aircraft Procurement, Army	78,040			116,100								
2017/2019 2032 Missile Procurement, Army				36,700								-18
2017/2019 2034 Procurement of Ammunition, Army				9,100								
2017/2019 2035 Other Procurement, Army				38,300				33,136	-33,136	1,382		
2017/2018 2040 Research, Development, Test, and Eval, Army				15,600	8,000							
2017/2017 1804 Operation and Maintenance, Navy	850	500		4,123								
2017/2019 1506 Aircraft Procurement, Navy				28,335	-8,000	-1,970						
2017/2019 1508 Procurement of Ammunition, Navy & Marine Corps								4,250				
2017/2019 1810 Other Procurement, Navy				6,531								
2017/2017 1105 Military Personnel, Marine Corps				-51,006								
2017/2017 1106 Operation and Maintenance, Marine Corps	552,750											
2017/2019 1109 Procurement, Marine Corps				20,700		8,904						
2017/2017 3700 Reserve Personnel, Air Force	272											
2017/2017 3850 National Guard Personnel, Air Force		52										
2017/2017 3400 Operation and Maintenance, Air Force	18,534	42,017		11,455								
2017/2019 3010 Aircraft Procurement, Air Force								32,160				68,328
2017/2019 3020 Missile Procurement, Air Force								-58,381				
2017/2019 3011 Procurement of Ammunition, Air Force				1,020				54,540				
2017/2019 3080 Other Procurement, Air Force		300		22,365				83,861				
2017/2018 3600 Research, Development, Test and Eval, Air Force				21,643				6,100				48,120
2017/2017 0100 Operation and Maintenance, Defense-Wide	252,288	2,000	-1,659,000	-598,728					-26,288	-600		
2017/2018 0100 Operation and Maintenance, Defense-Wide	-739,000		1,659,000				-500,000	-323,600				
2017/2017 0107 Office of the Inspector General, Defense				-5,000								
2017/2019 0300 Procurement, Defense-Wide		300		77,770								
2017/2017 0105 Drug Interdiction & Cntr Drug Activities	-35,400	-71,600										
2017/2018 2091 Afghanistan Security Forces Fund							-100,000					
2017/2018 2099 Counter-ISIL Train and Equip Fund				-168,268			-80,000					
Reprogramming Total	196,170	0	0	-601,860	0	6,934	-680,000	-167,934	-59,424	782	-18	116,448
Cumulative Reprogramming Total	196,170	196,170	196,170	-405,690	-405,690	-398,756	-1,078,756	-1,246,690	-1,306,114	-1,305,332	-1,305,350	-1,188,902

1. FY 17-01 PA; Counterterrorism Partnership Funds for Syria Train & Equip
FY 17-05 PA; Counterterrorism Partnership Funds for Syria Train & Equip
FY 17-01 IR; Drug Interdiction and Counter-Drug Activities, Defense
FY 17-02 LT; Directed transfer in DoD Appropriations Act
Other Non-War, Title 10 Appropriations
2. Base funds for OCO requirements
FY 17-10 IR; Intelligence, Surveillance, and Reconnaissance Request
3. FY17-04 LT; Directed transfer in DoD Appropriations Act
4. FY 17-19 IR; Intelligence, Surveillance, and Reconnaissance Request,
FY 17-23 IR; Drug Interdiction and Counter-Drug Activities, Defense
FY 17-05 PA; Counterterrorism Partnership Funds for Syria Train & Equip (cancelled)
FY 17-16 PA; June Prior Approval Request
FY17-17 PA; Intelligence, Surveillance, and Reconnaissance Request - MIP
FY 17-18 PA; June 2017 Military Intelligence Program (MIP) Prior Approval
FY 17-25 PA; August 2017 Prior Approval Request
FY 17-25 IR; August 2017 Internal Reprogramming Request
5. FY 17-26 PA; Missile Defeat Enhancement Prior Approval Request
FY 18-02 PA; November 2017 Military Intelligence Program (MIP) Request
6. FY 18-07 PA; January 2018 Military Intelligence Program (MIP) Request
7. FY 18 PL 115-141 Rescissions
8. FY 18-17 PA; June 2018 Prior Approval Request (Omnibus)
9. FY 17-01 PA; Counterterrorism Partnership Funds for Syria Train & Equip
FY 17-05 PA; Counterterrorism Partnership Funds for Syria Train & Equip
FY 18-17 PA; June 2018 Prior Approval Request (Omnibus)
10. FY18-17 PA; Lapsed Appn
11. FY 16 NDAA sec 828 penalty for cost overrun
12. FY18-10 PA

**FY 2019 Estimate of Cost of War for FY 2017 Appropriations
(Amounts in Thousands)
As of March 31, 2019**

Table 2 -- Non-War Programs or Programs Whose Execution Is Not Included in the DoD Cost of War Report

Non-War/Not Reported on the DoD Cost of War Report	Fund Item Description	Military Personnel	Operation & Maintenance	Procurement	Research, Development, Test, & Evaluation	Revolving Funds and Military Construction	Total
21 2017/2017 2020 Operation and Maintenance, Army	Congressional transfer from Title II to Title IX		1,257,708				1,257,708
17 2017/2017 1804 Operation and Maintenance, Navy	Congressional transfer from Title II to Title IX		1,225,000				1,225,000
17 2017/2017 1106 Operation and Maintenance, Marine Corps	Congressional transfer from Title II to Title IX		375,000				375,000
57 2017/2017 3400 Operation and Maintenance, Air Force	Congressional transfer from Title II to Title IX		1,225,000				1,225,000
Operation and Maintenance, Subtotal			4,082,708				4,082,708
97 2016/2018 0350 National Guard and Reserve Equipment, Defense	Baseline Programs funded by Congress in OCO			750,000			750,000
Title X - Additional Appropriations	Baseline Programs funded by Congress in OCO	17,610	4,504,823	4,223,518	599,723	520,233	9,865,907
Bipartisan Budget Agreement of 2015	Baseline Programs funded by Congress in OCO	62,965	3,599,478	1,170,599	38,023	38,409	4,909,474
European Reassurance Initiative		147,549	1,626,493	1,396,952	125,880	46,833	3,343,707
Ukraine Security Assistance Initiative			150,000				150,000
Intelligence, Surveillance, Reconnaissance Task Force			500,000				500,000
Classified Programs			1,575,514	4,134,719	416,081		6,126,314
Non-War Programs Totals			16,039,016	11,675,788	1,179,707	605,475	29,728,110

Table 3 -- Section 8128 Fuel Saving applied to Overseas Contingency Operations

Non-War/Not Reported on the DoD Cost of War Report	Fund Item Description	Operation & Maintenance	Total
21 2017/2017 2020 Operation and Maintenance, Army	Fuel Reduction	179,148	179,148
21 2017/2017 2080 Operation and Maintenance, Army Reserve	Fuel Reduction	210	210
21 2017/2017 2065 Operation and Maintenance, Army National Guard	Fuel Reduction	1,657	1,657
17 2017/2017 1804 Operation and Maintenance, Navy	Fuel Reduction	80,413	80,413
17 2017/2017 1106 Operation and Maintenance, Marine Corps	Fuel Reduction	6,023	6,023
57 2017/2017 3400 Operation and Maintenance, Air Force	Fuel Reduction	75,139	75,139
97 2017/2017 0100 Operation and Maintenance, USSOCOM	Fuel Reduction	11,210	11,210
97 2017/2017 0100 Operation and Maintenance, Other	Fuel Reduction	1,241	1,241
Operation and Maintenance, Total		355,041	355,041