

COST OF WAR Through June 30, 2018

TOTAL COST

Since September 11, 2001, the Department of Defense (DoD) has obligated **\$1,512.6 billion** for war-related costs:

BREAKDOWN BY OPERATION since September 11, 2001

The **\$1,512.6 billion** breakdown by operation is:

	% of Total
<i>Current Contingencies (\$200.6 billion):</i>	
• Operation FREEDOM'S SENTINEL (OFS):	\$146.6 billion (10%)
• Operation INHERENT RESOLVE (OIR):	\$26.2 billion (2%)
• Operation NOBLE EAGLE (ONE):	\$27.8 billion (2%)
<i>Prior Year Contingencies (\$1,312.0 billion):</i>	
• Operation IRAQI FREEDOM (OIF)/NEW DAWN (OND):	\$730.9 billion (48%)
• Operation ENDURING FREEDOM (OEF):	\$581.1 billion (38%)

AVERAGE MONTHLY SPENDING

• The <u>average monthly spending</u> for <u>all</u> Operations:	\$3.6 billion (during FY 2018)
• The average monthly spending for OFS :	\$3.3 billion (92%)
• The average monthly spending for OIR :	\$0.7 billion (19%)
• The average monthly spending for OIF/OND :	\$<0.1 billion (<1%)
• The average monthly spending for OEF :	*\$-0.4 billion (-11%)
• The average monthly spending for ONE :	\$<0.1 billion (<1%)

**The negative average monthly spending amounts result from normal deobligations and adjustments made within the fiscal year to properly align costs to the appropriate contingency operation.*

TALKING POINTS

- The international combat mission, Operation ENDURING FREEDOM (OEF), formally ended on December 31, 2014. Operation FREEDOM'S SENTINEL (OFS) began on January 1, 2015. OFS continues the train, advise, and assist mission of the Afghanistan National Defense and Security Forces (ANDSF) at the corps and Ministry of Defense level, as well as with the Ministry of the Interior.
 - The focus is on those processes associated with financial management, human resource management, force sustainment (logistics), and command and control. This includes a significant effort to further integrate and enhance aviation capabilities and intelligence support into the operations of the ANDSF.
- Operation INHERENT RESOLVE (OIR) began in August 2014, as a military air power intervention in Iraq and Syria in response to the threat posed by the Islamic State of Iraq and Syria (ISIS).
 - The OIR campaign seeks to deny and degrade ISIS through precision airstrikes and intelligence collection, disrupt the flow of foreign forces, and build partner capacity.
 - Efforts include working with and through the Government of Iraq's (GoI) Iraqi Security Forces (ISF) in Iraq and Vetted Syrian Opposition (VSO) forces in Syria to build key security force capabilities, help professionalize their security forces, and promote stability in the region.

WHAT IS THE MONEY BEING SPENT ON?

- War-related operational costs, such as operating tempo, training, overseas facilities and base support, equipment maintenance, and communications, and replacement of combat losses and enhancements.
- Support for deployed troops, which includes food, clothing, and health/medical services, special pay and benefits for troops in the field.
- Transportation of personnel and equipment, including airlift and sealift into and out of the theater of operations and support payments for the ANDSF and coalition partners.

Quarter 3 Cost of War Update as of June 30, 2018

Cost Estimate for Report

The cost to the Department of Defense to prepare and assemble this report is approximately \$209,000 for FY 2018.

Reference ID: 2-EAD8E1C

Department of Defense Q3 Cost of War as of June 30, 2018

(Dollars in Billions)

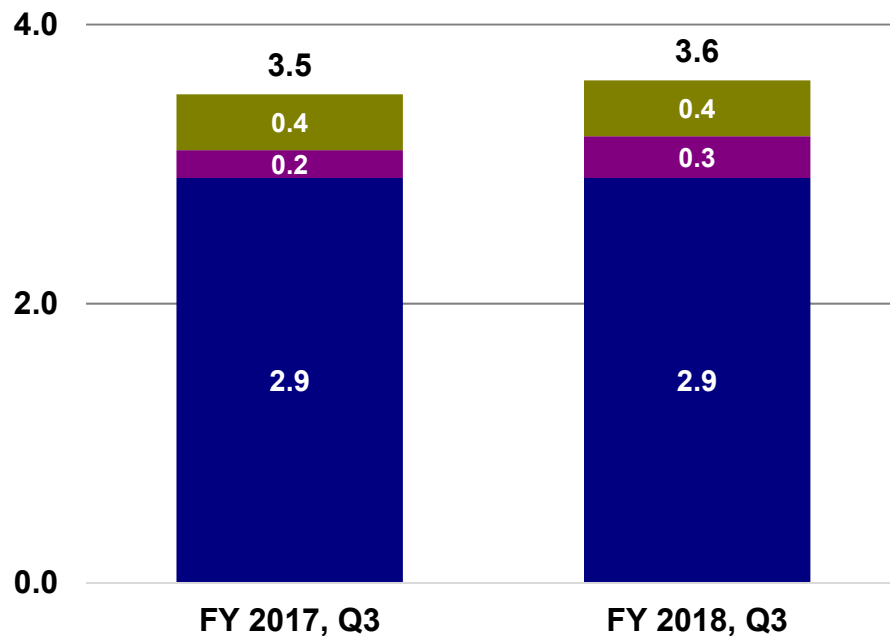
By Operation	Obligations					Q3 9 Month Average		Total Since 9/11	
	FY 2017 Total	Q3 FY 2017	Q3 FY 2018	Cumulative 2017	Cumulative 2018	FY 2017	FY 2018		
NEW DAWN (OND)⁽¹⁾ /Post-OND Iraq Activities	0.2	-0.4	<0.1	0.3	<0.1	<0.1	<0.1	730.9	48%
INHERENT RESOLVE (OIR)	8.2	1.9	2.6	5.1	6.0	0.6	0.7	26.2	2%
Subtotal OIF/OND/OIR	8.4	1.5	2.6	5.4	6.0	0.6	0.7	757.1	50%
ENDURING FREEDOM (OEF)⁽²⁾	-1.8	-0.8	-3.2	-2.0	-3.8	-0.2	-0.4	581.1	38%
FREEDOM'S SENTINEL (OFS)	42.5	9.5	12.3	28.6	29.9	3.2	3.3	146.6	10%
Subtotal OEF/OFS	40.7	8.7	9.2	26.5	26.2	2.9	2.9	727.7	48%
NOBLE EAGLE (ONE)	<0.1	<0.1	<0.1	0.1	0.1	<0.1	<0.1	27.8	2%
TOTAL	49.1	10.3	11.8	32.0	32.2	3.5	3.6	1,512.6	100%

Totals may not add due to rounding

- (1) The totals in the FY 2018 column for Operation NEW DAWN (OND) and Operation ENDURING FREEDOM (OEF) reflect the cumulative total of downward adjustments posted to prior year accounts and adjustments between operations (e.g., OEF transfers to OFS and OIR for proper alignment).
- (2) The OEF total in the total FY 2017 column reflects Army corrections posted in prior years: Army transferred \$1.4 billion from OEF to OFS in Military Personnel costs and posted prior year de-obligations in Procurement accounts that netted to \$0.6 billion for a total decrease of approximately \$2.0 billion.

Source: Defense Finance and Accounting Service, Cost of War Monthly Report
Data as of June 30, 2018

FY 2018 Obligations for Contingency Operations Comparison of OND/OIR/OEF/OFS “Average Monthly Spending” — All Years (Dollars in Billions)



FY 2018 Q3 Average Obligations

Security Forces and Coalition Support

The FY 2018 average monthly obligations remain the same as FY 2017.

Investment

The FY 2018 average monthly obligations are slightly higher than the FY 2017 average due to the cumulative effect of prior year corrections/adjustments in the Army appropriations.

Military Operations

The FY 2018 average monthly obligations remain the same as FY 2017.

Totals may not add due to rounding

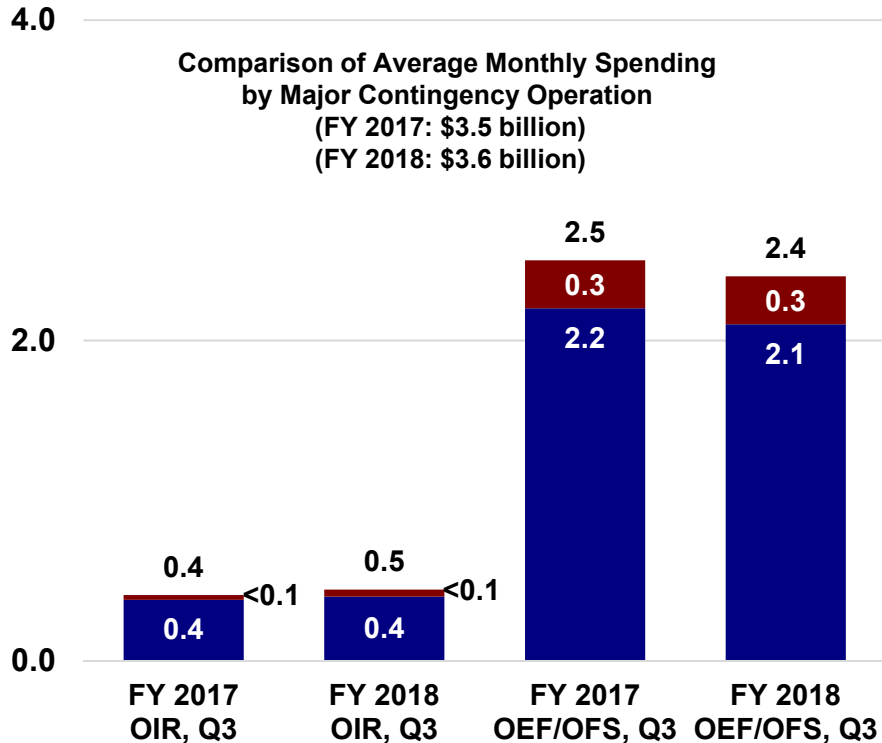
*Note: Obligation data does not include non-DoD classified programs and less than \$<0.1 billion from base funded Operation NOBLE EAGLE (ONE)
Source: Defense Finance and Accounting Service, Cost of War Monthly Report
Data as of June 30, 2018*

FY 2018 Obligations for Military Operations

Comparison of OND/OIR/OEF/OFS

“Average Monthly Spending” — All Years

(Dollars in Billions)



FY 2018 Q3 Average Obligations

- **Military Personnel**
 (FY 2017: \$0.3 billion; FY 2018: \$0.4 billion)
OIR: The average monthly obligations in FY 2018 are slightly higher than FY 2017 due to an increase in Reserve Components called to active duty.
OEF/OFS: The average monthly obligations in FY 2018 remain consistent with FY 2017.

- **Operation and Maintenance (includes Working Capital Funds)**
 (FY 2017: \$2.6 billion; FY 2018: \$2.5 billion)
OIR: The average monthly obligations in FY 2018 remain consistent with FY 2017.
OEF/OFS: The average monthly obligations in FY 2018 are slightly lower than FY 2017 due to lower spending in Command, Control, Communications, Computers, and Intelligence (C4I).

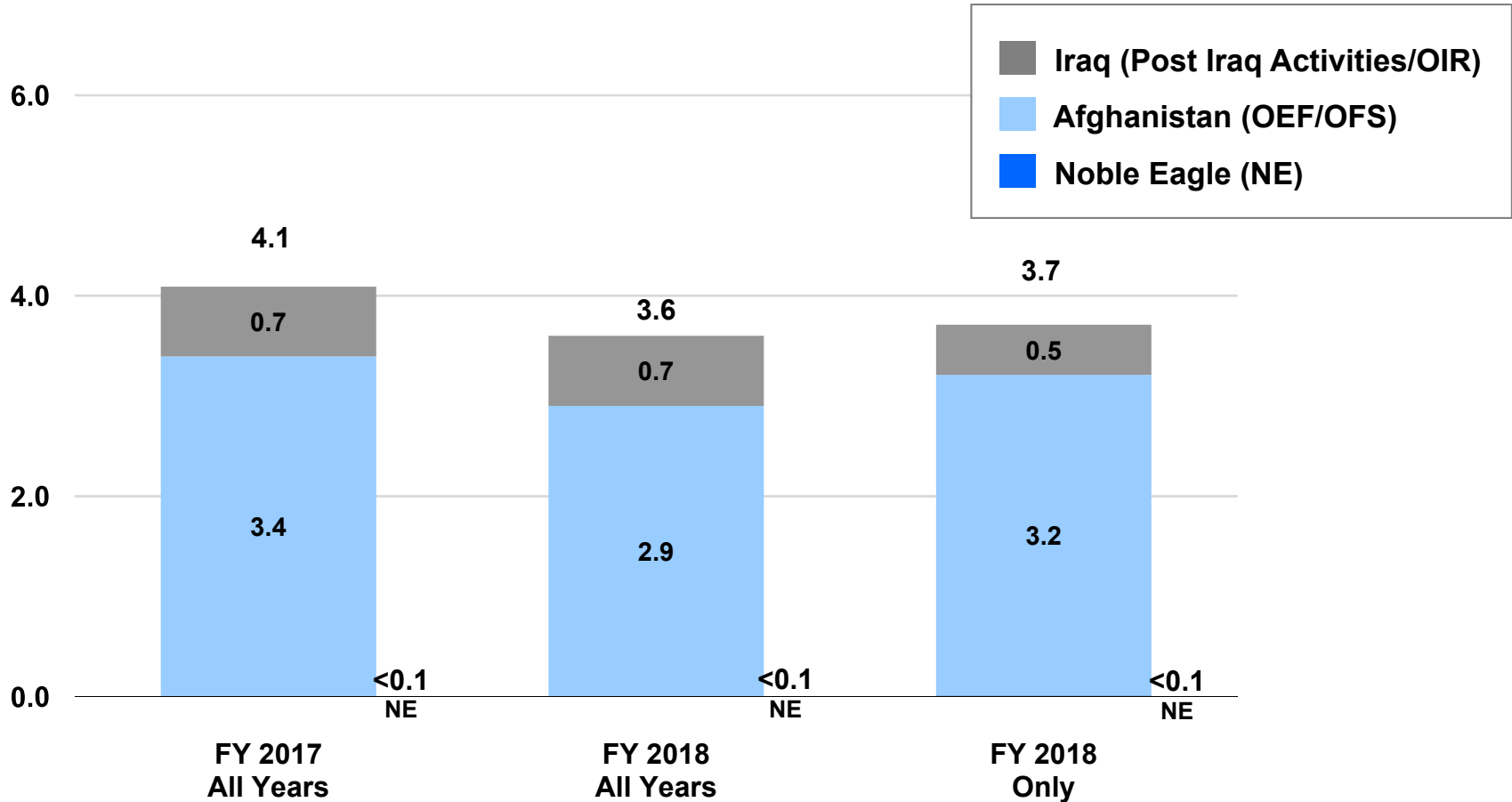
Totals may not add due to rounding

Note: Obligation data does not include non-DoD classified programs and less than \$<0.1 billion from base funded Operation NOBLE EAGLE (ONE)
Source: Defense Finance and Accounting Service, Cost of War Monthly Report.
Data as of June 30, 2018

FY 2018 Obligations for Contingency Operations

Comparison of OND/Post-OND Iraq Activities/ OIR/OEF/OFS/ONE

“Average Monthly Spending”



*Note: Obligation data does not include non-DoD classified programs.
Source: Defense Finance and Accounting Service, Cost of War Monthly Report
Data as of June 30, 2018*

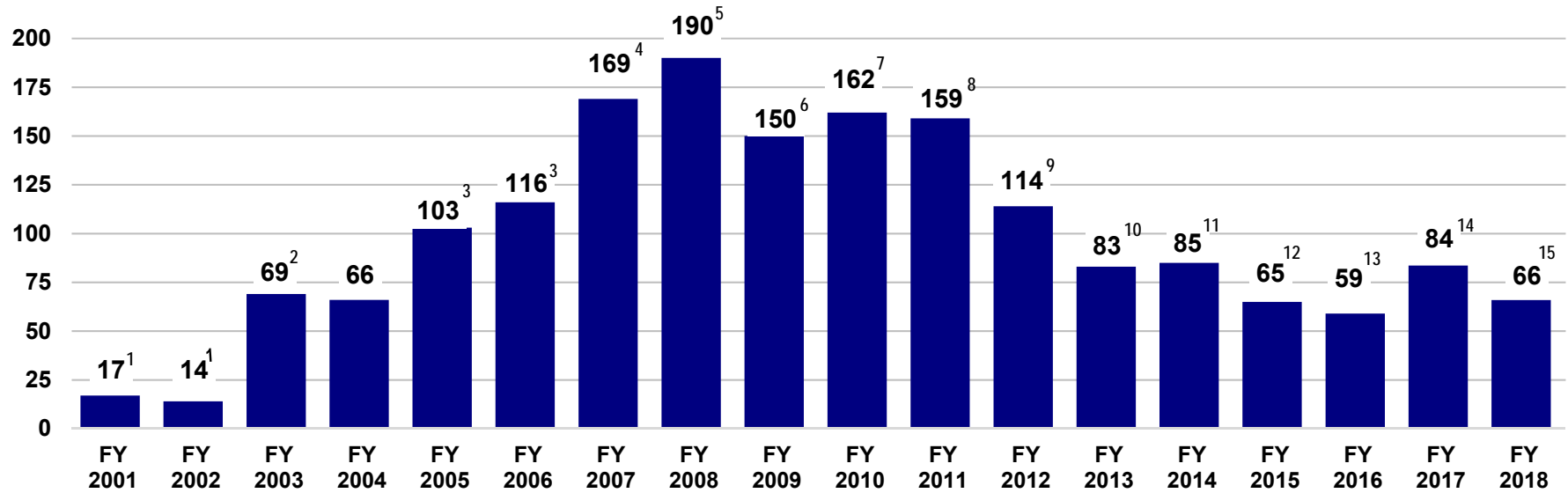
Totals may not add due to rounding

Cost of War Backup Detail

Funding Appropriated through War-related Requests

FY 2001 – FY 2018 (\$1,770B)

(Dollars in Billions)



Explanations for footnotes 1-15 are provided on Slide 8

Note: Includes funding for OIF/OND/OIR, OEF/OFS, and ONE. Beginning in FY 2005, ONE is funded in the DoD baseline.

Source: Department of Defense Appropriations Acts Data as of March 31, 2018

Totals may not add due to rounding

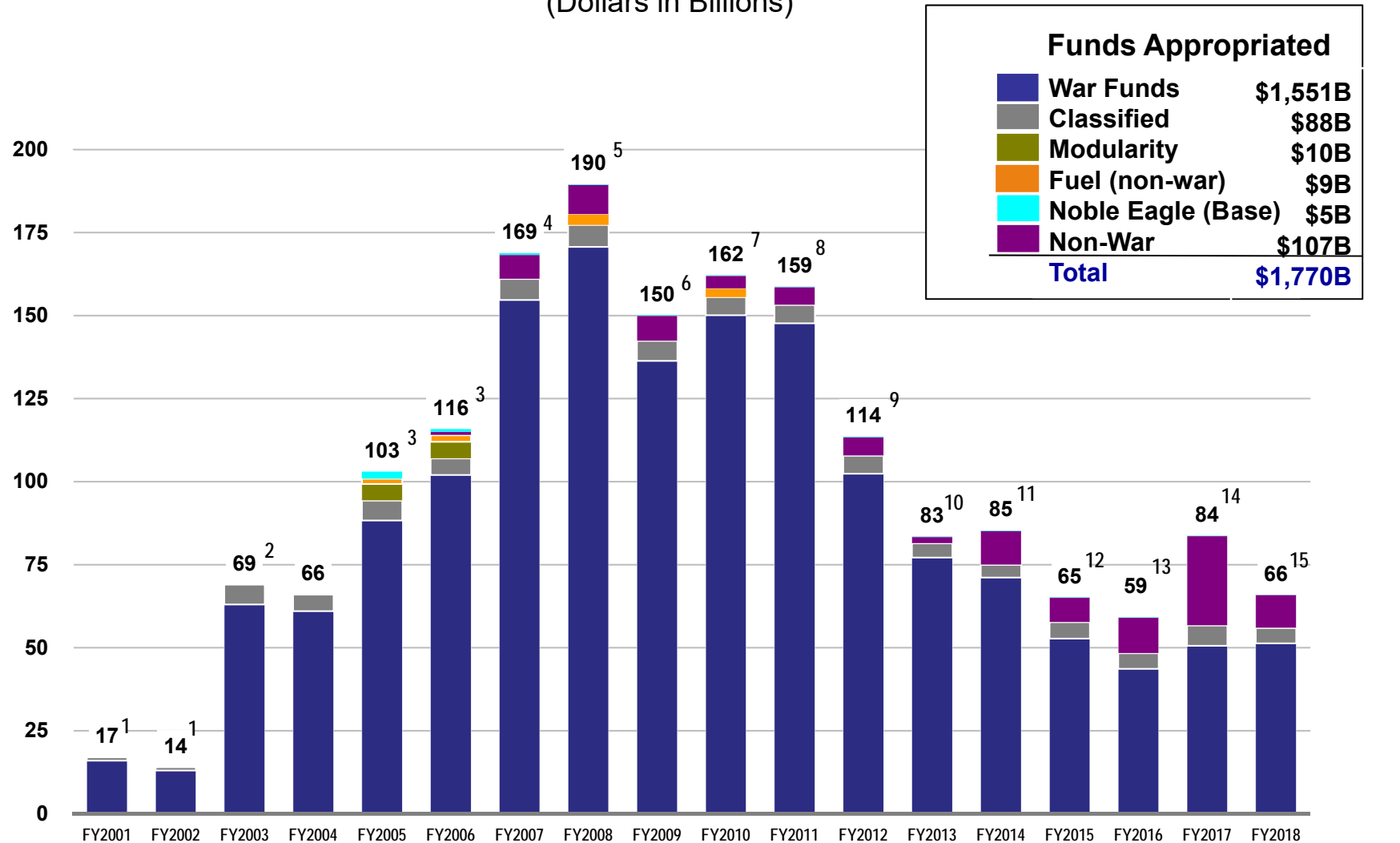
Explanatory Footnotes for Slide 7

- 1/ FY 2001 includes \$3.5B of funds appropriated in the FY 2002 Supplemental (PL 107-117) as that is the year where the obligations were incurred. Authorization for the obligation of these funds was provided in the FY 2001 Supplemental (PL 107-38), which provided \$40B to OMB's Emergency Response Program for response to the 9/11 terrorist attacks on the United States
- 2/ FY 2003 reflects a rescission of \$3.5B of Iraq Freedom Funds enacted in the FY 2004 DoD Appropriations Act (PL 108-87)
- 3/ FY 2005 reflects \$25B appropriated in FY 2004 for FY 2005 war-related costs (Title IX Bridge) (PL 108-287); reflects \$3B appropriated in PLs 108-324, 109-61, and 109-62 for Hurricane Disaster Relief
- 4/ FY 2007 includes \$3B appropriated in GWOT Emergency Supplemental (PL 110-28) for BRAC
- 5/ FY 2008 includes \$16.8B appropriated for the Mine Resistant Ambush Protected Transfer Fund (PL 110-92 (\$5.2B)) and (PL 110-116 (\$11.6B)); also includes \$0.143B rescission enacted in the FY 2009 Supplemental but applicable to the FY 2008 OCO; does not reflect the \$3B rescission in PL 110-252 section 8003 applied to baseline programs
- 6/ FY 2009 does not reflect \$4.5B of rescissions enacted in the FY 2009 Supplemental that were applied to the Department's baseline programs; however, FY 2009 reflects \$0.1B of rescissions enacted in PL 113-6 (see note 10)
- 7/ FY 2010 reflects \$0.5B of rescissions enacted in the FY 2010 Supplemental, Education, Jobs, & Medicaid Assistance (PL 111-226), that were applied to the Department's FY 2010 OCO amounts; also, FY 2010 reflects \$0.6B of rescissions enacted in PL 112-74 (see note 9)
- 8/ FY 2011 reflects the FY 2011 Department of Defense and Full Year Continuing Appropriations Act (PL 112-10); also, FY 2011 reflects \$0.2B of rescissions enacted in PL 113-6 (see note 10) and \$0.1B of FY 2013 sequestered amount
- 9/ FY 2012 reflects the \$116B appropriated in the FY 2012 Consolidated Appropriations Act (PL 112-74) and does not reflect the \$0.6B of rescissions enacted in PL 112-74 that were applied to the Department's FY 2010 OCO programs; however, FY 2012 reflects \$1.7B of rescissions enacted in PL 113-6 (see note 10) and \$0.5B of FY 2013 sequestered amount
- 10/ FY 2013 reflects the Consolidated and Further Continuing Appropriations Act (PL 113-6) and does not reflect the \$0.1B, \$0.2B, and \$1.7B of rescissions enacted in PL 113-6 that were applied to the Department's FYs 2009, 2011, and 2012 OCO programs, respectively; however, FY 2013 reflects \$5.5B of FY 2013 sequestered amount
- 11/ FY 2014 reflects the Consolidated Appropriations Act (PL 113-76) and does not reflect the \$0.1B of rescissions enacted in PL 113-76 that were applied to the Department's FYs 2009 (\$0.05B) and 2013 (\$0.09B) in OCO programs, respectively
- 12/ FY 2015 reflects the Consolidated and Further Continuing Appropriations Act (PL 113-235) and does not reflect the \$1.2B of rescissions enacted in PL 113-235 that were applied to the Department's FYs 2014 (\$1.2B) and FY 2013 (\$0.007B) in OCO programs, respectively. Excludes Ebola emergency supplemental funds received in Title X for \$112 million
- 13/ FY 2016 reflects the Consolidated Appropriations Act, 2016 (PL 114-113) and does not reflect the \$0.4 of recessions enacted in PL 114-113 that were applied to FY 2015 Afghanistan Security Forces Fund
- 14/ FY 2017 reflects the Continuing Appropriations and the Military Construction, Veterans Affairs, and Related Agencies Appropriations Act, 2017 (Public Law (P.L.) 114-223) September 29, 2016 (\$172 million), the Further Continuing and Security Assistance Appropriations Act, 2017 (P.L. 114-254), December 10, 2016, (\$5.8 billion), and the Consolidated Appropriations Act of 2017 (P.L. 115-31) May 5, 2017, \$76.8 billion -Title IX and Title X.
- 15/ FY 2018 reflects the Consolidated Appropriations Act of 2018 (P.L. 115-141), March 23, 2018, \$65.9 billion – Title IX

Funding Appropriated through War-related Requests

FY 2001 – FY 2018 (\$1,770B)

(Dollars in Billions)



Explanations for footnotes 1-15 are provided on Slide 10

Note: Includes funding for OIF/OND/OIR, OEF/OFS, and ONE. Beginning in FY 2005, ONE is funded in the DoD baseline.

Source: Department of Defense Appropriations Acts

Data as of March 31, 2018

Totals may not add due to rounding

Explanatory Footnotes for Slide 9

1/ FY 2001 includes \$3.5B of funds appropriated in the FY 2002 Supplemental (PL 107-117) as that is the year where the obligations were incurred. Authorization for the obligation of these funds was provided in the FY 2001 Supplemental (PL 107-38), which provided \$40B to OMB's Emergency Response Program for response to the 9/11 terrorist attacks on the United States

2/ FY 2003 reflects a rescission of \$3.5B of Iraq Freedom Funds enacted in the FY 2004 DoD Appropriations Act (PL 108-87)

3/ FY 2005 reflects \$25B appropriated in FY 2004 for FY 2005 war-related costs (Title IX Bridge) (PL 108-287); reflects \$3B appropriated in PLs 108-324, 109-61, and 109-62 for Hurricane Disaster Relief

4/ FY 2007 includes \$3B appropriated in GWOT Emergency Supplemental (PL 110-28) for BRAC

5/ FY 2008 includes \$16.8B appropriated for the Mine Resistant Ambush Protected Transfer Fund (PL 110-92 (\$5.2B)) and (PL 110-116 (\$11.6B)); also includes \$0.143B rescission enacted in the FY 2009 Supplemental but applicable to the FY 2008 OCO; does not reflect the \$3B rescission in PL 110-252 section 8003 applied to baseline programs

6/ FY 2009 does not reflect \$4.5B of rescissions enacted in the FY 2009 Supplemental that were applied to the Department's baseline programs; however, FY 2009 reflects \$0.1B of rescissions enacted in PL 113-6 (see note 10)

7/ FY 2010 reflects \$0.5B of rescissions enacted in the FY 2010 Supplemental, Education, Jobs, & Medicaid Assistance (PL 111-226), that were applied to the Department's FY 2010 OCO amounts; also, FY 2010 reflects \$0.6B of rescissions enacted in PL 112-74 (see note 9)

8/ FY 2011 reflects the FY 2011 Department of Defense and Full Year Continuing Appropriations Act (PL 112-10); also, FY 2011 reflects \$0.2B of rescissions enacted in PL 113-6 (see note 10) and \$0.1B of FY 2013 sequestered amount

9/ FY 2012 reflects the \$116B appropriated in the FY 2012 Consolidated Appropriations Act (PL 112-74) and does not reflect the \$0.6B of rescissions enacted in PL 112-74 that were applied to the Department's FY 2010 OCO programs; however, FY 2012 reflects \$1.7B of rescissions enacted in PL 113-6 (see note 10) and \$0.5B of FY 2013 sequestered amount

10/ FY 2013 reflects the Consolidated and Further Continuing Appropriations Act (PL 113-6) and does not reflect the \$0.1B, \$0.2B, and \$1.7B of rescissions enacted in PL 113-6 that were applied to the Department's FYs 2009, 2011, and 2012 OCO programs, respectively; however, FY 2013 reflects \$5.5B of FY 2013 sequestered amount

11/ FY 2014 reflects the Consolidated Appropriations Act (PL 113-76) and does not reflect the \$0.1B of rescissions enacted in PL 113-76 that were applied to the Department's FYs 2009 (\$0.05B) and 2013 (\$0.09B) in OCO programs, respectively

12/ FY 2015 reflects the Consolidated and Further Continuing Appropriations Act (PL 113-235) and does not reflect the \$1.2B of rescissions enacted in PL 113-235 that were applied to the Department's FYs 2014 (\$1.2B) and FY 2013 (\$0.007B) in OCO programs, respectively. Excludes Ebola emergency supplemental funds received in Title X for \$112 million

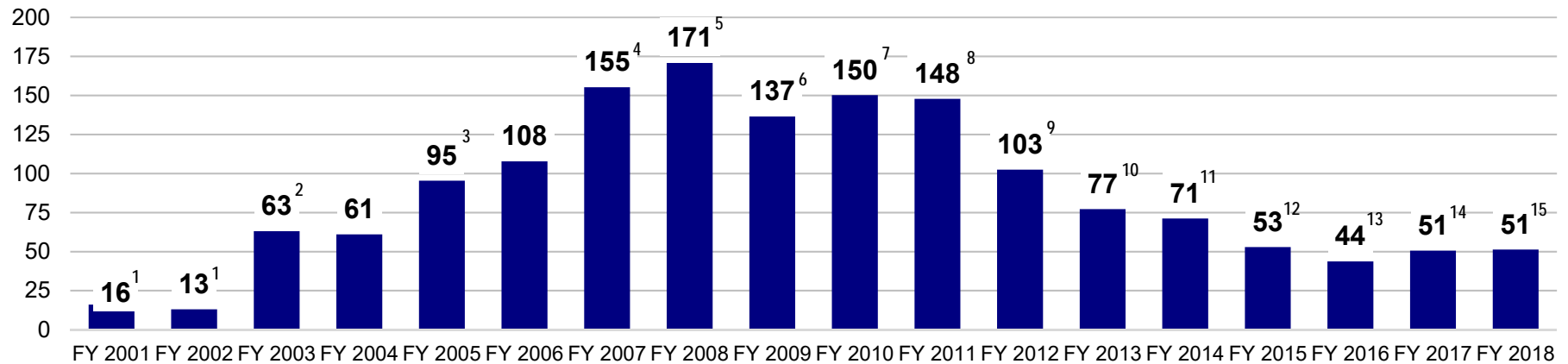
13/ FY 2016 reflects the Consolidated Appropriations Act, 2016 (PL 114-113) and does not reflect the \$0.4 of recessions enacted in PL 114-113 that were applied to FY 2015 Afghanistan Security Forces Fund

14/ FY 2017 reflects the Continuing Appropriations and the Military Construction, Veterans Affairs, and Related Agencies Appropriations Act, 2017 (Public Law (P.L.) 114-223) September 29, 2016 (\$172 million), the Further Continuing and Security Assistance Appropriations Act, 2017 (P.L. 114-254), December 10, 2016, (\$5.8 billion), and the Consolidated Appropriations Act of 2017 (P.L. 115-31) May 5, 2017, \$76.8 billion - Title IX (\$62,676.324 million (excluding \$854.324 million of rescissions) and Title X (\$14,752.267 million).

15/ FY 2018 reflects the Consolidated Appropriations Act of 2018 (P.L. 115-141), March 23, 2018, \$65.9 billion – Title IX

Funding Appropriated through War-related Requests FY 2001 – FY 2018 (\$1,566B)

Excludes Non-DoD Classified and Non-War Costs (\$204B)
(Dollars in Billions)



- 1/ FY 2001 includes \$3.5B of funds appropriated in the FY 2002 Supplemental (PL 107-117) as that is the year where the obligations were incurred. Authorization for the obligation of these funds was provided in the FY 2001 Supplemental (PL 107-38), which provided \$40B to OMB's Emergency Response Program for response to the 9/11 terrorist attacks on the United States
- 2/ FY 2003 reflects a rescission of \$3.5B of Iraq Freedom Funds enacted in the FY 2004 DoD Appropriations Act (PL 108-87)
- 3/ FY 2005 reflects \$25B appropriated in FY 2004 for FY 2005 war-related costs (Title IX Bridge) (PL 108-287); reflects \$3B appropriated in PLs 108-324, 109-61, and 109-62 for Hurricane Disaster Relief
- 4/ FY 2007 includes \$3B appropriated in GWOT Emergency Supplemental (PL 110-28) for BRAC
- 5/ FY 2008 includes \$16.8B appropriated for the Mine Resistant Ambush Protected Transfer Fund (PL 110-92 (\$5.2B)) and (PL 110-116 (\$11.6B)); also includes \$0.143B rescission enacted in the FY 2009 Supplemental but applicable to the FY 2008 OCO; does not reflect the \$3B rescission in PL 110-252 section 8003 applied to baseline programs
- 6/ FY 2009 does not reflect \$4.5B of rescissions enacted in the FY 2009 Supplemental that were applied to the Department's baseline programs; however, FY 2009 reflects \$0.1B of rescissions enacted in PL 113-6 (see note 10)
- 7/ FY 2010 reflects \$0.5B of rescissions enacted in the FY 2010 Supplemental, Education, Jobs, & Medicaid Assistance (PL 111-226), that were applied to the Department's FY 2010 OCO amounts; also, FY 2010 reflects \$0.6B of rescissions enacted in PL 112-74 (see note 9)
- 8/ FY 2011 reflects the FY 2011 Department of Defense and Full Year Continuing Appropriations Act (PL 112-10); also, FY 2011 reflects \$0.2B of rescissions enacted in PL 113-6 (see note 10) and \$0.1B of FY 2013 sequestered amount
- 9/ FY 2012 reflects the \$116B appropriated in the FY 2012 Consolidated Appropriations Act (PL 112-74) and does not reflect the \$0.6B of rescissions enacted in PL 112-74 that were applied to the Department's FY 2010 OCO programs; however, FY 2012 reflects \$1.7B of rescissions enacted in PL 113-6 (see note 10) and \$0.5B of FY 2013 sequestered amount
- 10/ FY 2013 reflects the Consolidated and Further Continuing Appropriations Act (PL 113-6) and does not reflect the \$0.1B, \$0.2B, and \$1.7B of rescissions enacted in PL 113-6 that were applied to the Department's FYs 2009, 2011, and 2012 OCO programs, respectively; however, FY 2013 reflects \$5.5B of FY 2013 sequestered amount
- 11/ FY 2014 reflects the Consolidated Appropriations Act (PL 113-76) and does not reflect the \$0.1B of rescissions enacted in PL 113-76 that were applied to the Department's FYs 2009 (\$0.05B) and 2013 (\$0.09B) in OCO programs, respectively
- 12/ FY 2015 reflects the Consolidated and Further Continuing Appropriations Act (PL 113-235) and does not reflect the \$1.2B of rescissions enacted in PL 113-235 that were applied to the Department's FYs 2014 (\$1.2B) and FY 2013 (\$0.007B) in OCO programs, respectively. Excludes Ebola emergency supplemental funds received in Title X for \$112 million
- 13/ FY 2016 reflects the Consolidated Appropriations Act, 2016 (PL 114-113) and does not reflect the \$0.4 of recessions enacted in PL 114-113 that were applied to FY 2015 Afghanistan Security Forces Fund (\$172 million), the Further Continuing and Security Assistance Appropriations Act, 2017 (P.L. 114-254), December 10, 2016, (\$5.8 billion), and the Consolidated Appropriations Act of 2017 (P.L. 115-31) May 5, 2017, \$76.8 billion - Title IX and Title X less the European Reassurance Initiative, Classified Activities, and other non War appropriated amounts..
- 15/ FY 2018 reflects the Consolidated Appropriations Act of 2018 (P.L. 115-141), March 23, 2018, \$65.9 billion – Title IX

Note: Includes funding for OIF/OND/OIR, OEF/OFS, and ONE. Beginning in FY 2005, ONE is funded in the DoD baseline.
Source: Department of Defense Appropriations Acts Data as of March 31, 2018

Totals may not add due to rounding

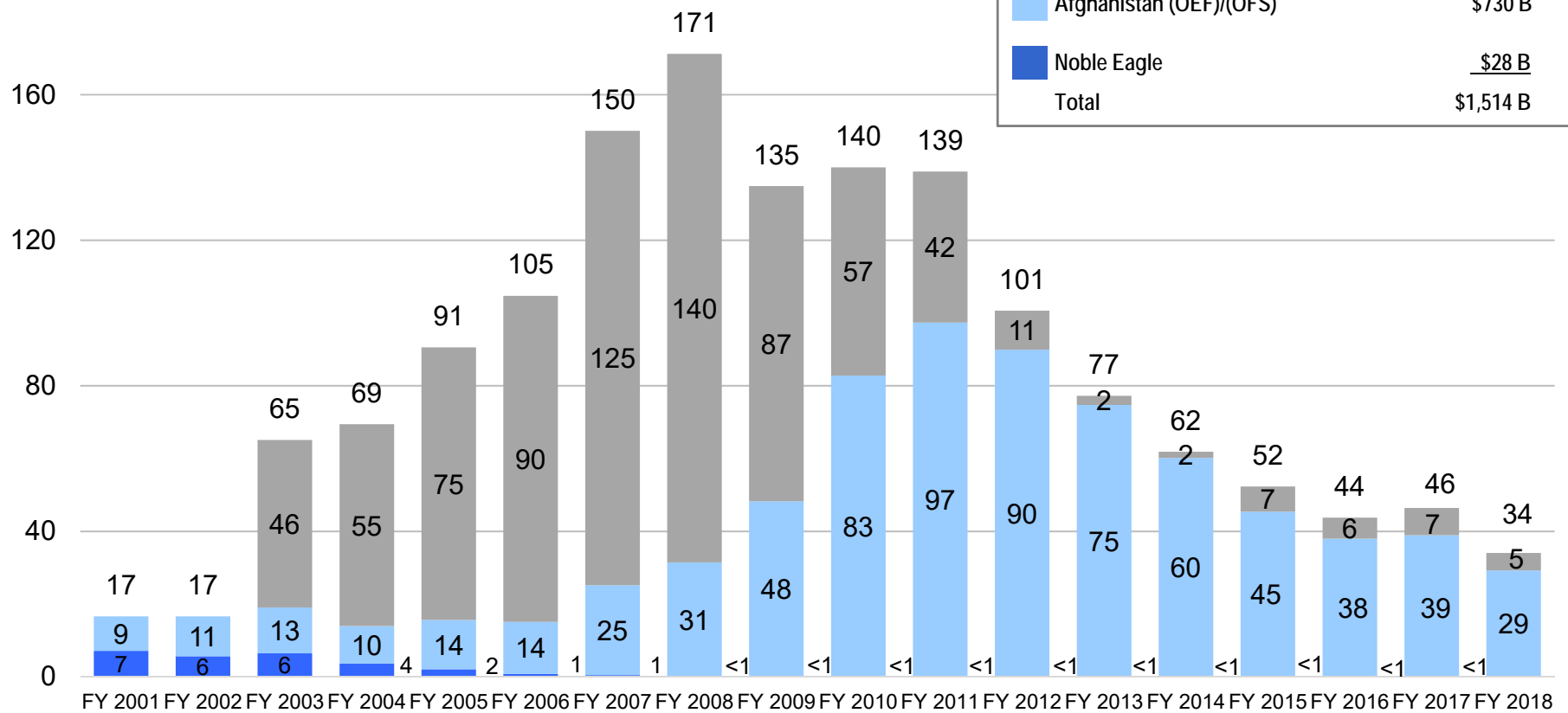
Department of Defense Cost of War

Total War-related Obligations by Year Appropriated

(Dollars in Billions)

War-related Obligations

Iraq (OIF/OND/Post-OND Iraq Activities)/(OIR)	\$756 B
Afghanistan (OEF)/(OFS)	\$730 B
Noble Eagle	<u>\$28 B</u>
Total	\$1,514 B

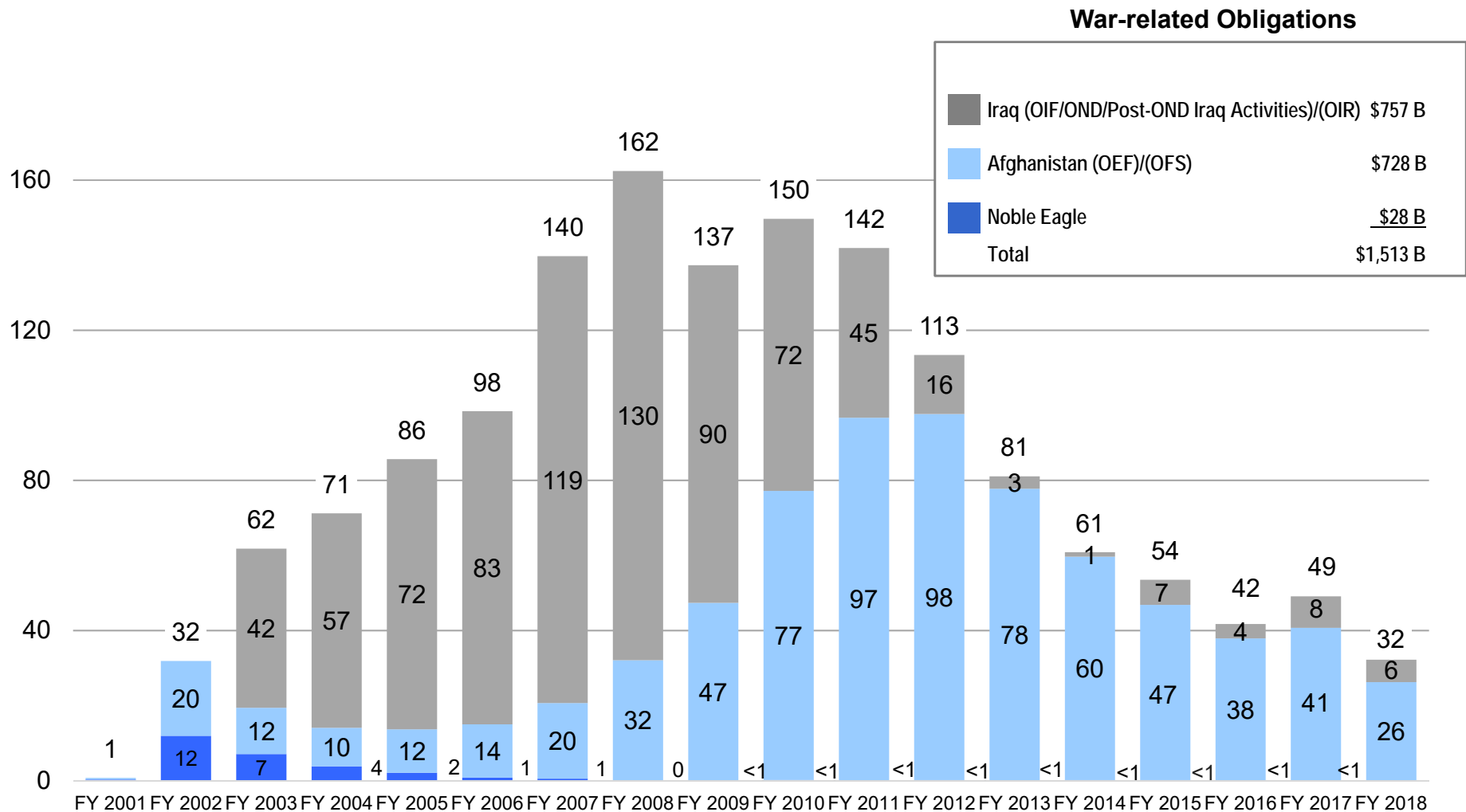


Note: Obligation data shown against year funds obligated. Does not include non-DoD classified programs.
 Source: Defense Finance and Accounting Service, Cost of War Monthly Report
 Data as of June 30, 2018

Totals may not add due to rounding

Department of Defense Cost of War

Total War-related Obligations by Year Incurred



Note: Obligation data shown against year funds obligated. Does not include non-DoD classified programs.
 Source: Defense Finance and Accounting Service, Cost of War Monthly Report
 Data as of June 30, 2018

Totals may not add due to rounding

DEPARTMENT OF DEFENSE (DoD)
ESTIMATE OF COST OF WAR REPORT

As of June 30, 2018

Cost Estimate for Report

The cost to the Department of Defense to prepare and assemble this report is approximately \$209,000 for FY 2018.

Reference ID: 2-EAD8E1C

**Cost of War Report
June 30, 2018**

Table of Contents

<u>Title of Report</u>	<u>Page</u>
Summary Cost of War Obligations by Component, Appropriation and Operation	1
Military Personnel Subsidiary Report	
Fiscal Years 2007 – 2018 All Appropriations (Cost Breakdown Structure)	9
Fiscal Year 2018 All Appropriations (Cost Breakdown Structure)	13
Operation and Maintenance Subsidiary Report	
Fiscal Years 2007- 2018 All Appropriations (Cost Breakdown Structure)	19
Fiscal Year 2018 All Appropriations (Cost Breakdown Structure)	31
FY 2018 Cost of War for FY 2018 Appropriations	42
FY 2018 Cost of War for FY 2017 Appropriations	45
FY 2018 Cost of War for FY 2016 Appropriations	50

**Summary Cost of War Obligations by Component, Appropriation and
Operation**

COST OF WAR
Summary Obligations by Component, Appropriation and Operation
Fiscal Year 2007 - 2018
(Amounts in Thousands)
As of June 30, 2018

Appropriation	Operation New Dawn (OND) / Post-OND Iraq Activities		Operation Enduring Freedom		Operation Freedom's Sentinel		Operation Noble Eagle		Operation Inherent Resolve		Summary	
	Obligations June 2018	Obligations Year To Date	Obligations June 2018	Obligations Year To Date	Obligations June 2018	Obligations Year To Date	Obligations June 2018	Obligations Year To Date	Obligations June 2018	Obligations Year To Date	Obligations June 2018	Obligations Year To Date
DoD Total	22,991	-4,400	-137,862	-3,755,420	3,512,771	29,913,889	17,103	83,344	912,195	5,988,437	4,327,198	32,225,850
Military Personnel	0	-244	0	21,620	362,946	2,796,832	4,845	32,545	122,353	398,883	490,144	3,249,636
Operation and Maintenance	22,845	-26,026	-12,722	-3,499,105	2,643,164	22,753,343	12,258	52,183	598,346	3,845,024	3,263,891	23,125,419
Afghanistan Security Forces Fund	0	0	-15	-126,783	116,136	2,632,738	0	0	0	0	116,121	2,505,955
Afghanistan Infrastructure Fund	0	0	4,125	4,606	0	0	0	0	0	0	4,125	4,606
Iraq Train and Equip Fund	0	0	0	0	0	0	0	0	2,421	29,809	2,421	29,809
Counter-ISIL Train and Equip Fund	0	0	0	0	0	0	0	0	136,608	881,497	136,608	881,497
Procurement	-225	5,181	-70,962	-94,032	365,927	1,422,464	0	0	41,070	750,784	335,810	2,084,397
Joint Improvised Explosive Device Defeat Fund	-37	-88	69	-1,604	-11,444	-10,377	0	0	0	0	-11,412	-12,069
Research, Development, Test and Evaluation	0	0	-59,284	-59,579	36,124	255,300	0	0	11,397	82,440	-11,763	278,161
Revolving and Management Funds	408	16,777	906	-1,277	-92	62,826	0	-1,384	0	0	1,222	76,942
Military Construction	0	0	21	734	10	763	0	0	0	0	31	1,497
Army Total	23,966	-22,909	-2,240	-3,059,405	1,660,224	14,436,034	13,845	58,563	337,263	2,963,236	2,033,058	14,375,519
Military Personnel	0	-244	0	21,620	202,598	1,797,756	2,140	22,057	18,640	173,665	223,378	2,014,854
Operation and Maintenance	24,223	-22,881	-81	-2,966,807	1,097,628	9,232,908	11,705	36,506	174,990	1,790,703	1,308,465	8,070,429
Afghanistan Security Forces Fund	0	0	-15	-126,783	116,136	2,632,738	0	0	0	0	116,121	2,505,955
Afghanistan Infrastructure Fund	0	0	4,125	4,606	0	0	0	0	0	0	4,125	4,606
Iraq Train and Equip Fund	0	0	0	0	0	0	0	0	2,421	29,809	2,421	29,809
Counter-ISIL Train and Equip Fund	0	0	0	0	0	0	0	0	136,608	881,497	136,608	881,497
Procurement	-220	304	-6,338	9,096	232,334	630,692	0	0	4,604	38,626	230,380	678,718
Joint Improvised Explosive Device Defeat Fund	-37	-88	69	-1,604	-2,092	-14,264	0	0	0	0	-2,060	-15,956
Research, Development, Test and Evaluation	0	0	0	2	13,610	155,441	0	0	0	48,936	13,610	204,379
Military Construction	0	0	0	465	10	763	0	0	0	0	10	1,228
Navy/Marine Corps Total	-1,417	3,263	-11,594	-29,673	495,901	5,266,235	0	0	242,813	949,067	725,703	6,188,892
Navy Total	0	4,890	-7,963	-7,383	428,858	4,441,249	0	0	177,081	829,653	597,976	5,268,409
Military Personnel	0	0	0	0	32,771	279,351	0	0	2,364	21,134	35,135	300,485
Operation and Maintenance	0	0	0	0	297,641	3,974,515	0	0	132,010	414,216	429,651	4,388,731
Procurement	0	4,890	-7,937	-7,565	95,771	181,916	0	0	31,310	360,799	119,144	540,040
Research, Development, Test and Evaluation	0	0	-47	-87	2,675	5,467	0	0	11,397	33,504	14,025	38,884
Military Construction	0	0	21	269	0	0	0	0	0	0	21	269
Marine Corps Total	-1,417	-1,627	-3,631	-22,290	67,043	824,986	0	0	65,732	119,414	127,727	920,483
Military Personnel	0	0	0	0	-59,124	25,800	0	0	61,188	59,200	2,064	85,000
Operation and Maintenance	-1,412	-1,614	-2,258	-9,588	118,906	767,343	0	0	4,544	59,315	119,780	815,456
Procurement	-5	-13	-1,373	-12,702	7,261	31,843	0	0	0	899	5,883	20,027
Air Force Total	34	-1,531	-121,721	-615,559	760,438	6,730,879	3,258	26,165	244,232	1,810,149	886,241	7,950,103
Military Personnel	0	0	0	0	186,701	693,925	2,705	10,488	40,161	144,884	229,567	849,297
Operation and Maintenance	34	-1,531	-8,003	-487,984	581,042	5,835,895	553	15,677	198,915	1,296,571	772,541	6,658,628
Procurement	0	0	-55,129	-68,310	-7,332	186,255	0	0	5,156	368,694	-57,305	486,639
Research, Development, Test and Evaluation	0	0	-58,589	-59,265	27	14,804	0	0	0	0	-58,562	-44,461
Defense Agencies Total	408	16,777	-2,307	-50,783	596,208	3,480,741	0	-1,384	87,887	265,985	682,196	3,711,336
Operation and Maintenance	0	0	-2,380	-34,726	547,947	2,942,682	0	0	87,887	284,219	633,454	3,192,175

COST OF WAR
Summary Obligations by Component, Appropriation and Operation
Fiscal Year 2007 - 2018
 (Amounts in Thousands)
 As of June 30, 2018

	Operation New Dawn (OND) / Post-OND Iraq Activities		Operation Enduring Freedom		Operation Freedom's Sentinel		Operation Noble Eagle		Operation Inherent Resolve		Summary	
	Obligations June 2018	Obligations Year To Date	Obligations June 2018	Obligations Year To Date	Obligations June 2018	Obligations Year To Date	Obligations June 2018	Obligations Year To Date	Obligations June 2018	Obligations Year To Date	Obligations June 2018	Obligations Year To Date
Appropriation												
Procurement	0	0	-185	-14,551	37,893	391,758	0	0	0	-18,234	37,708	358,973
Joint Improvised Explosive Device Defeat Fund	0	0	0	0	-9,352	3,887	0	0	0	0	-9,352	3,887
Research, Development, Test and Evaluation	0	0	-648	-229	19,812	79,588	0	0	0	0	19,164	79,359
Revolving and Management Funds	408	16,777	906	-1,277	-92	62,826	0	-1,384	0	0	1,222	76,942

COST OF WAR
Obligations by Component, Appropriation and Operation
Fiscal Year 2007 - 2018
(Amounts in Thousands)
As of June 30, 2018

Appropriation	Operation New Dawn (OND) / Post-OND Iraq Activities		Operation Enduring Freedom		Operation Freedom's Sentinel		Operation Noble Eagle		Operation Inherent Resolve		Summary	
	Obligations June 2018	Obligations Year to Date	Obligations June 2018	Obligations Year to Date	Obligations June 2018	Obligations Year to Date	Obligations June 2018	Obligations Year to Date	Obligations June 2018	Obligations Year to Date	Obligations June 2018	Obligations Year to Date
DoD Total	22,991	-4,400	-137,862	-3,755,420	3,512,771	29,913,889	17,103	83,344	912,195	5,988,437	4,327,198	32,225,850
Army Total	23,966	-22,909	-2,240	-3,059,405	1,660,224	14,436,034	13,845	58,563	337,263	2,963,236	2,033,058	14,375,519
Army Active	23,966	-22,653	-2,240	-3,054,073	1,639,048	14,230,541	13,845	58,563	337,263	2,963,236	2,011,882	14,175,614
21 2009/XXXX 2010 Military Personnel, Army	0	0	0	-1	0	0	0	0	0	0	0	-1
21 2018/2018 2010 Military Personnel, Army	0	0	0	0	187,175	1,677,091	2,140	22,057	18,640	173,665	207,955	1,872,813
21 2013/2013 2020 Operation and Maintenance, Army	0	5,264	-32	-1,714,344	0	0	0	-362	0	0	-32	-1,709,442
21 2014/2014 2020 Operation and Maintenance, Army	0	-22,131	-49	-1,225,510	0	0	0	-931	0	18,256	-49	-1,230,316
21 2015/2015 2020 Operation and Maintenance, Army	24,223	22,887	0	0	-454,099	-453,493	-794	-794	-31,875	-31,875	-462,545	-463,275
21 2016/2016 2020 Operation and Maintenance, Army	0	-28,889	0	0	43	-6,097	0	0	1	28,842	44	-6,144
21 2017/2017 2020 Operation and Maintenance, Army	0	0	0	0	-224	-1,830	0	0	-774	-518	-998	-2,348
21 2018/2018 2020 Operation and Maintenance, Army	0	0	0	0	1,546,155	9,609,500	12,499	38,593	207,638	1,775,998	1,766,292	11,424,091
21 2011/2013 2031 Aircraft Procurement, Army	-58	-374	-519	-3,369	0	0	0	0	0	0	-577	-3,743
21 2012/2014 2031 Aircraft Procurement, Army	0	0	0	-386	0	0	0	0	0	0	0	-386
21 2013/2015 2031 Aircraft Procurement, Army	0	0	-47	-105	0	0	0	0	0	0	-47	-105
21 2015/2017 2031 Aircraft Procurement, Army	0	0	0	0	-52	275	0	0	0	0	-52	275
21 2016/2018 2031 Aircraft Procurement, Army	0	0	0	0	0	990	0	0	0	0	0	990
21 2017/2019 2031 Aircraft Procurement, Army	0	0	0	0	76,650	193,459	0	0	0	0	76,650	193,459
21 2018/2020 2031 Aircraft Procurement, Army	0	0	0	0	13,545	52,049	0	0	3,233	12,118	16,778	64,167
21 2011/2013 2032 Missile Procurement, Army	-22	-27	-190	-234	0	0	0	0	0	0	-212	-261
21 2012/2014 2032 Missile Procurement, Army	0	0	-7	-8	0	0	0	0	0	0	-7	-8
21 2013/2015 2032 Missile Procurement, Army	0	0	0	-2	0	0	0	0	0	0	0	-2
21 2014/2016 2032 Missile Procurement, Army	0	0	-5	-14	0	0	0	0	0	0	-5	-14
21 2015/2017 2032 Missile Procurement, Army	0	0	0	0	-189	-189	0	0	-1	-6	-190	-195
21 2016/2018 2032 Missile Procurement, Army	0	0	0	0	0	0	0	0	372	1,210	372	1,210
21 2017/2019 2032 Missile Procurement, Army	0	0	0	0	37,071	-23,440	0	0	0	0	37,071	-23,440
21 2018/2020 2032 Missile Procurement, Army	0	0	0	0	592	713	0	0	0	0	592	713
21 2011/2013 2033 Procurement of Weapons & Tracked Vehicles	-88	-124	-798	-1,118	0	0	0	0	0	0	-886	-1,242
21 2012/2014 2033 Procurement of Weapons & Tracked Vehicles	0	0	-44	-44	0	0	0	0	0	0	-44	-44
21 2016/2018 2033 Procurement of Weapons & Tracked Vehicles	0	0	0	0	2,181	22,721	0	0	0	0	2,181	22,721
21 2017/2019 2033 Procurement of Weapons & Tracked Vehicles	0	0	0	0	0	380	0	0	0	0	0	380
21 2011/2013 2034 Procurement of Ammunition, Army	-52	-34	-470	-303	0	0	0	0	0	0	-522	-337
21 2012/2014 2034 Procurement of Ammunition, Army	0	0	340	338	0	0	0	0	0	0	340	338
21 2013/2015 2034 Procurement of Ammunition, Army	0	0	-184	-188	0	0	0	0	0	0	-184	-188
21 2014/2016 2034 Procurement of Ammunition, Army	0	0	0	-5	0	0	0	0	0	0	0	-5
21 2015/2017 2034 Procurement of Ammunition, Army	0	0	0	0	0	-2	0	0	0	0	0	-2
21 2016/2018 2034 Procurement of Ammunition, Army	0	0	0	0	5,606	33,456	0	0	0	0	5,606	33,456
21 2017/2019 2034 Procurement of Ammunition, Army	0	0	0	0	7,170	16,335	0	0	7,170	16,335	7,170	16,335
21 2018/2020 2034 Procurement of Ammunition, Army	0	0	0	0	41,894	54,945	0	0	7,415	41,894	41,894	62,360
21 2011/2013 2035 Other Procurement, Army	0	863	0	7,771	0	0	0	0	0	0	0	8,634
21 2012/2014 2035 Other Procurement, Army	0	0	0	-129	0	0	0	0	0	0	-129	-129
21 2013/2015 2035 Other Procurement, Army	0	0	0	7,556	0	0	0	0	0	0	0	7,556
21 2014/2016 2035 Other Procurement, Army	0	0	-4,414	-664	0	0	0	0	0	0	-4,414	-664
21 2015/2017 2035 Other Procurement, Army	0	0	0	0	0	6,016	0	0	0	0	0	6,016
21 2016/2018 2035 Other Procurement, Army	0	0	0	0	18,590	-368	0	0	0	0	18,590	-368
21 2017/2019 2035 Other Procurement, Army	0	0	0	0	22,931	128,739	0	0	5,456	22,931	22,931	134,195
21 2018/2020 2035 Other Procurement, Army	0	0	0	0	6,345	144,613	0	0	1,000	12,433	7,345	157,046
21 2012/2013 2040 Research, Development, Test, and Eval, Army	0	0	0	2	0	0	0	0	0	0	0	2
21 2015/2016 2040 Research, Development, Test, and Eval, Army	0	0	0	0	0	-910	0	0	0	0	0	-910
21 2017/2018 2040 Research, Development, Test, and Eval, Army	0	0	0	0	1,743	45,223	0	0	48,936	1,743	48,936	94,159
21 2018/2019 2040 Research, Development, Test, and Eval, Army	0	0	0	0	11,867	111,128	0	0	0	0	11,867	111,128
21 2011/2013 2050 Military Construction, Army	0	0	0	465	0	0	0	0	0	0	0	465
21 2017/2021 2050 Military Construction, Army	0	0	0	0	10	763	0	0	0	0	10	763
21 2012/2013 2091 Afghanistan Security Forces Fund, Army	0	0	0	-2,600	0	0	0	0	0	0	0	-2,600

COST OF WAR
Obligations by Component, Appropriation and Operation
Fiscal Year 2007 - 2018
(Amounts in Thousands)
As of June 30, 2018

	Operation New Dawn (OND) / Post-OND Iraq Activities		Operation Enduring Freedom		Operation Freedom's Sentinel		Operation Noble Eagle		Operation Inherent Resolve		Summary	
	Obligations June 2018	Obligations Year to Date	Obligations June 2018	Obligations Year to Date	Obligations June 2018	Obligations Year to Date	Obligations June 2018	Obligations Year to Date	Obligations June 2018	Obligations Year to Date	Obligations June 2018	Obligations Year to Date
Appropriation												
21 2013/2014 2091 Afghanistan Security Forces Fund, Army	0	0	0	-121,128	0	0	0	0	0	0	0	-121,128
21 2014/2015 2091 Afghanistan Security Forces Fund, Army	0	0	-15	-3,055	-731	-200,093	0	0	0	0	-746	-203,148
21 2015/2016 2091 Afghanistan Security Forces Fund, Army	0	0	0	0	-2,151	-74,532	0	0	0	0	-2,151	-74,532
21 2016/2017 2091 Afghanistan Security Forces Fund, Army	0	0	0	0	-1,625	-5,944	0	0	0	0	-1,625	-5,944
21 2017/2018 2091 Afghanistan Security Forces Fund, Army	0	0	0	0	-2,064	568,251	0	0	0	0	-2,064	568,251
21 2018/2019 2091 Afghanistan Security Forces Fund, Army	0	0	0	0	122,707	2,345,056	0	0	0	0	122,707	2,345,056
21 2011/2013 2093 Joint Improvised Explosive Device Defeat Fund	-37	-88	-37	-88	0	0	0	0	0	0	-74	-176
21 2012/2014 2093 Joint Improvised Explosive Device Defeat Fund	0	0	0	-501	0	0	0	0	0	0	0	-501
21 2013/2015 2093 Joint Improvised Explosive Device Defeat Fund	0	0	106	-718	0	0	0	0	0	0	106	-718
21 2014/2016 2093 Joint Improvised Explosive Device Defeat Fund	0	0	0	-297	0	0	0	0	0	0	0	-297
21 2015/2017 2093 Joint Improvised Explosive Device Defeat Fund	0	0	0	0	48	-323	0	0	0	0	48	-323
21 2016/2018 2093 Joint Improvised Explosive Device Defeat Fund	0	0	0	0	1,742	-10,019	0	0	0	0	1,742	-10,019
21 2017/2019 2093 Joint Improvised Explosive Device Defeat Fund	0	0	0	0	-3,882	-3,922	0	0	0	0	-3,882	-3,922
21 2012/2013 2096 Afghanistan Infrastructure Fund, Army	0	0	934	1,083	0	0	0	0	0	0	934	1,083
21 2013/2014 2096 Afghanistan Infrastructure Fund, Army	0	0	3,191	3,170	0	0	0	0	0	0	3,191	3,170
21 2014/2015 2096 Afghanistan Infrastructure Fund, Army	0	0	0	353	0	0	0	0	0	0	0	353
21 2015/2016 2097 Iraq Train and Equip Fund	0	0	0	0	0	0	0	0	1	-881	1	-881
21 2016/2017 2097 Iraq Train and Equip Fund	0	0	0	0	0	0	0	0	-432	-2,109	-432	-2,109
21 2017/2018 2097 Iraq Train and Equip Fund	0	0	0	0	0	0	0	0	2,852	32,799	2,852	32,799
21 2017/2018 2099 Counter-ISIL Train and Equip Fund	0	0	0	0	0	0	0	0	12,743	672,518	12,743	672,518
21 2018/2019 2099 Counter-ISIL Train and Equip Fund	0	0	0	0	0	0	0	0	123,865	208,979	123,865	208,979
Army Reserve	0	0	0	-8,419	1,758	33,355	0	0	0	0	1,758	24,936
21 2013/2013 2070 Reserve Personnel, Army	0	0	0	4	0	0	0	0	0	0	0	4
21 2014/2014 2070 Reserve Personnel, Army	0	0	0	-855	0	0	0	0	0	0	0	-855
21 2015/2015 2070 Reserve Personnel, Army	0	0	0	0	-83	-86	0	0	0	0	-83	-86
21 2016/2016 2070 Reserve Personnel, Army	0	0	0	0	0	15	0	0	0	0	0	15
21 2017/2017 2070 Reserve Personnel, Army	0	0	0	0	-1	-284	0	0	0	0	-1	-284
21 2018/2018 2070 Reserve Personnel, Army	0	0	0	0	2,279	18,801	0	0	0	0	2,279	18,801
21 2013/2013 2080 Operation and Maintenance, Army Reserve	0	0	0	-5,705	0	0	0	0	0	0	0	-5,705
21 2014/2014 2080 Operation and Maintenance, Army Reserve	0	0	0	-1,863	0	0	0	0	0	0	0	-1,863
21 2015/2015 2080 Operation and Maintenance, Army Reserve	0	0	0	0	-2,774	-2,774	0	0	0	0	-2,774	-2,774
21 2018/2018 2080 Operation and Maintenance, Army Reserve	0	0	0	0	2,337	17,683	0	0	0	0	2,337	17,683
Army National Guard	0	-256	0	3,087	19,418	172,138	0	0	0	0	19,418	174,969
21 2013/2013 2060 National Guard Personnel, Army	0	-228	0	22,718	0	0	0	0	0	0	0	22,490
21 2014/2014 2060 National Guard Personnel, Army	0	-16	0	-246	0	0	0	0	0	0	0	-262
21 2015/2015 2060 National Guard Personnel, Army	0	0	0	0	-284	-1,292	0	0	0	0	-284	-1,292
21 2016/2016 2060 National Guard Personnel, Army	0	0	0	0	-4	2	0	0	0	0	-4	2
21 2017/2017 2060 National Guard Personnel, Army	0	0	0	0	0	-6,813	0	0	0	0	0	-6,813
21 2018/2018 2060 National Guard Personnel, Army	0	0	0	0	13,516	110,322	0	0	0	0	13,516	110,322
21 2013/2013 2065 Operation and Maintenance, Army Natl Guard	0	-12	0	-17,331	0	0	0	0	0	0	0	-17,343
21 2014/2014 2065 Operation and Maintenance, Army Natl Guard	0	0	0	-2,054	0	0	0	0	0	0	0	-2,054
21 2015/2015 2065 Operation and Maintenance, Army Natl Guard	0	0	0	0	-1,633	-1,633	0	0	0	0	-1,633	-1,633
21 2018/2018 2065 Operation and Maintenance, Army Natl Guard	0	0	0	0	7,823	71,552	0	0	0	0	7,823	71,552
Navy/Marine Corps Total	-1,417	3,263	-11,594	-29,673	495,901	5,266,235	0	0	242,813	949,067	725,703	6,188,892
Navy Total	0	4,890	-7,963	-7,383	428,858	4,441,249	0	0	177,081	829,653	597,976	5,268,409
Navy Active	0	4,890	-7,963	-7,383	424,918	4,411,049	0	0	177,114	829,653	594,069	5,238,209
17 2018/2018 1453 Military Personnel, Navy	0	0	0	0	31,765	267,763	0	0	2,397	21,134	34,162	288,897
17 2018/2018 1804 Operation and Maintenance, Navy	0	0	0	0	294,707	3,955,903	0	0	132,010	414,216	426,717	4,370,119
17 2011/2013 1506 Aircraft Procurement, Navy	0	-9	-110	-176	82	0	0	0	0	0	-28	-185
17 2012/2014 1506 Aircraft Procurement, Navy	0	0	0	2	0	0	0	0	0	0	0	2
17 2013/2015 1506 Aircraft Procurement, Navy	0	0	0	-343	0	0	0	0	0	0	0	-343
17 2014/2016 1506 Aircraft Procurement, Navy	0	0	0	-7	0	0	0	0	0	0	0	-7

COST OF WAR
Obligations by Component, Appropriation and Operation
Fiscal Year 2007 - 2018
(Amounts in Thousands)
As of June 30, 2018

	Operation New Dawn (OND) / Post-OND Iraq Activities		Operation Enduring Freedom		Operation Freedom's Sentinel		Operation Noble Eagle		Operation Inherent Resolve		Summary	
	Obligations June 2018	Obligations Year to Date	Obligations June 2018	Obligations Year to Date	Obligations June 2018	Obligations Year to Date	Obligations June 2018	Obligations Year to Date	Obligations June 2018	Obligations Year to Date	Obligations June 2018	Obligations Year to Date
Appropriation												
17 2015/2017 1506 Aircraft Procurement, Navy	0	0	-566	-563	18	0	0	0	464	464	-84	-99
17 2016/2018 1506 Aircraft Procurement, Navy	0	0	0	0	0	1,622	0	0	0	-47	0	1,575
17 2017/2019 1506 Aircraft Procurement, Navy	0	0	0	0	72,339	74,140	0	0	0	15,067	72,339	89,207
17 2018/2020 1506 Aircraft Procurement, Navy	0	0	0	0	607	38,362	0	0	0	1,423	607	39,785
17 2011/2013 1507 Weapons Procurement, Navy	0	0	0	-160	0	0	0	0	0	0	0	-160
17 2012/2014 1507 Weapons Procurement, Navy	0	0	0	-8	0	0	0	0	0	0	0	-8
17 2013/2015 1507 Weapons Procurement, Navy	0	0	0	-3	0	0	0	0	0	0	0	-3
17 2015/2017 1507 Weapons Procurement, Navy	0	0	-14	-14	0	0	0	0	0	0	-14	-14
17 2017/2019 1507 Weapons Procurement, Navy	0	0	0	0	0	694	0	0	0	0	0	694
17 2018/2020 1507 Weapons Procurement, Navy	0	0	0	0	0	5,731	0	0	-452	79,088	-452	84,819
17 2012/2014 1508 Procurement of Ammunition, Navy and USMC	0	0	3	-584	0	0	0	0	0	0	3	-584
17 2014/2016 1508 Procurement of Ammunition, Navy and USMC	0	0	0	-59	0	7	0	0	0	0	0	-52
17 2015/2017 1508 Procurement of Ammunition, Navy and USMC	0	0	-7,247	-7,254	0	0	0	0	0	0	-7,247	-7,254
17 2016/2018 1508 Procurement of Ammunition, Navy and USMC	0	0	0	0	-1	311	0	0	0	49,046	-1	49,357
17 2017/2019 1508 Procurement of Ammunition, Navy and USMC	0	0	0	0	135	402	0	0	1,112	5,524	1,247	5,926
17 2018/2020 1508 Procurement of Ammunition, Navy and USMC	0	0	0	0	1,799	3,298	0	0	10,442	182,488	12,241	185,786
17 2011/2013 1810 Other Procurement, Navy	0	0	0	-50	0	247	0	0	0	0	0	197
17 2012/2014 1810 Other Procurement, Navy	0	4,899	0	-5,207	0	0	0	0	0	0	0	-308
17 2014/2016 1810 Other Procurement, Navy	0	0	-3	1,292	0	0	0	0	0	0	-3	1,292
17 2015/2017 1810 Other Procurement, Navy	0	0	0	5,569	0	0	0	0	0	0	0	5,569
17 2017/2019 1810 Other Procurement, Navy	0	0	0	0	4,172	20,553	0	0	0	1,695	4,172	22,248
17 2018/2020 1810 Other Procurement, Navy	0	0	0	0	16,620	36,549	0	0	19,744	26,051	36,364	62,600
17 2012/2013 1319 Research, Development, Test, and Eval, Navy	0	0	-45	-85	0	0	0	0	0	0	-45	-85
17 2015/2016 1319 Research, Development, Test, and Eval, Navy	0	0	-2	-2	0	0	0	0	0	-8	-2	-10
17 2017/2018 1319 Research, Development, Test, and Eval, Navy	0	0	0	0	0	0	0	0	-5	11,651	-5	11,651
17 2018/2019 1319 Research, Development, Test, and Eval, Navy	0	0	0	0	2,675	5,467	0	0	11,402	21,861	14,077	27,328
17 2013/2013 1205 Military Construction, Navy and Marine Corps	0	0	21	269	0	0	0	0	0	0	21	269
Navy Reserve	0	0	0	0	3,940	30,200	0	0	-33	0	3,907	30,200
17 2018/2018 1405 Reserve Personnel, Navy	0	0	0	0	1,006	11,588	0	0	-33	0	973	11,588
17 2018/2018 1806 Operation and Maintenance, Navy Reserve	0	0	0	0	2,934	18,612	0	0	0	0	2,934	18,612
Marine Corps Total	-1,417	-1,627	-3,631	-22,290	67,043	824,986	0	0	65,732	119,414	127,727	920,483
Marine Corps Active	-1,417	-1,627	-3,631	-22,267	66,002	819,599	0	0	65,732	119,414	126,686	915,119
17 2018/2020 1508 Procurement of Ammunition, Navy and USMC	0	0	0	0	0	0	0	0	0	899	0	899
17 2018/2018 1105 Military Personnel, Marine Corps	0	0	0	0	-59,188	23,630	0	0	61,188	59,200	2,000	82,830
17 2013/2013 1106 Operation and Maintenance, Marine Corps	0	0	-592	-6,507	0	0	0	0	0	0	-592	-6,507
17 2014/2014 1106 Operation and Maintenance, Marine Corps	0	0	-1,666	-3,058	0	0	0	0	0	0	-1,666	-3,058
17 2015/2015 1106 Operation and Maintenance, Marine Corps	-1,425	-1,687	0	0	580	2,180	0	0	0	0	-845	493
17 2016/2016 1106 Operation and Maintenance, Marine Corps	13	73	0	0	-17	-514	0	0	0	0	-4	-441
17 2017/2017 1106 Operation and Maintenance, Marine Corps	0	0	0	0	257	-2,401	0	0	-287	-94	-30	-2,495
17 2018/2018 1106 Operation and Maintenance, Marine Corps	0	0	0	0	117,109	764,861	0	0	4,831	59,409	121,940	824,270
17 2011/2013 1109 Procurement, Marine Corps	-5	-13	-496	-1,085	0	0	0	0	0	0	-501	-1,098
17 2012/2014 1109 Procurement, Marine Corps	0	0	-650	-6,210	0	0	0	0	0	0	-650	-6,210
17 2013/2015 1109 Procurement, Marine Corps	0	0	-227	-5,375	0	0	0	0	0	0	-227	-5,375
17 2014/2016 1109 Procurement, Marine Corps	0	0	0	-32	0	0	0	0	0	0	0	-32
17 2015/2017 1109 Procurement, Marine Corps	0	0	0	0	0	-51	0	0	0	0	0	-51
17 2016/2018 1109 Procurement, Marine Corps	0	0	0	0	0	-103	0	0	0	0	0	-103
17 2017/2019 1109 Procurement, Marine Corps	0	0	0	0	730	3,386	0	0	0	0	730	3,386
17 2018/2020 1109 Procurement, Marine Corps	0	0	0	0	6,531	28,611	0	0	0	0	6,531	28,611
Marine Corps Reserve	0	0	0	-23	1,041	5,387	0	0	0	0	1,041	5,364
17 2018/2018 1108 Reserve Personnel, Marine Corps	0	0	0	0	64	2,170	0	0	0	0	64	2,170
17 2013/2013 1107 Operation and Maintenance, USMC Reserve	0	0	0	-23	0	0	0	0	0	0	0	-23
17 2015/2015 1107 Operation and Maintenance, USMC Reserve	0	0	0	0	0	-1	0	0	0	0	0	-1

COST OF WAR
Obligations by Component, Appropriation and Operation
Fiscal Year 2007 - 2018
(Amounts in Thousands)
As of June 30, 2018

Appropriation	Operation New Dawn (OND) / Post-OND Iraq Activities		Operation Enduring Freedom		Operation Freedom's Sentinel		Operation Noble Eagle		Operation Inherent Resolve		Summary	
	Obligations June 2018	Obligations Year to Date	Obligations June 2018	Obligations Year to Date	Obligations June 2018	Obligations Year to Date	Obligations June 2018	Obligations Year to Date	Obligations June 2018	Obligations Year to Date	Obligations June 2018	Obligations Year to Date
17 2017/2017 1107 Operation and Maintenance, USMC Reserve	0	0	0	0	-1	589	0	0	0	0	-1	589
17 2018/2018 1107 Operation and Maintenance, USMC Reserve	0	0	0	0	978	2,629	0	0	0	0	978	2,629
Air Force Total	34	-1,531	-121,721	-615,559	760,438	6,730,879	3,258	26,165	244,232	1,810,149	886,241	7,950,103
Air Force Active	34	-1,531	-121,721	-615,559	757,188	6,694,414	3,258	26,165	244,155	1,810,072	882,914	7,913,561
57 2018/2018 3500 Military Personnel, Air Force	0	0	0	0	184,850	674,701	2,705	10,488	40,161	144,884	227,716	830,073
57 2013/2013 3400 Operation and Maintenance, Air Force	0	-96	-375	-316,140	0	0	0	-14	0	0	-375	-316,250
57 2014/2014 3400 Operation and Maintenance, Air Force	0	1	-15,658	-176,339	0	0	0	0	14,110	900	-1,548	-175,438
57 2015/2015 3400 Operation and Maintenance, Air Force	0	-749	8,030	4,495	24,076	13,467	-18	-18	492	1,528	32,580	18,723
57 2016/2016 3400 Operation and Maintenance, Air Force	34	-687	0	0	292	-35,887	0	-4	-3,420	-6,698	-3,094	-43,276
57 2017/2017 3400 Operation and Maintenance, Air Force	0	0	0	0	20,085	-35,122	9	-2,269	-1,638	-11,276	18,456	-48,667
57 2018/2018 3400 Operation and Maintenance, Air Force	0	0	0	0	535,190	5,876,196	562	17,982	189,294	1,312,040	725,046	7,206,218
57 2011/2013 3010 Aircraft Procurement, Air Force	0	0	-34,700	-78,718	0	0	0	0	0	0	-34,700	-78,718
57 2012/2014 3010 Aircraft Procurement, Air Force	0	0	-21	-104	0	0	0	0	-156	0	-177	-104
57 2013/2015 3010 Aircraft Procurement, Air Force	0	0	0	0	-343	0	0	0	0	0	-343	0
57 2014/2016 3010 Aircraft Procurement, Air Force	0	0	-23,954	-24,169	32,042	34,992	0	0	8	0	8,096	10,823
57 2015/2017 3010 Aircraft Procurement, Air Force	0	0	593	583	-9,663	0	0	0	-594	0	-9,664	583
57 2016/2018 3010 Aircraft Procurement, Air Force	0	0	0	0	30	73,009	0	0	0	0	30	73,009
57 2017/2019 3010 Aircraft Procurement, Air Force	0	0	0	0	2,647	9,787	0	0	-2,502	0	145	9,787
57 2018/2020 3010 Aircraft Procurement, Air Force	0	0	0	0	7	7	0	0	0	0	7	7
57 2014/2016 3020 Missile Procurement, Air Force	0	0	0	-20	0	0	0	0	0	0	0	-20
57 2015/2017 3020 Missile Procurement, Air Force	0	0	0	16,171	0	0	0	0	0	-16,223	0	-52
57 2016/2018 3020 Missile Procurement, Air Force	0	0	0	0	-27,948	10,232	0	0	3,418	133,754	-24,530	143,986
57 2017/2019 3020 Missile Procurement, Air Force	0	0	0	0	-541	0	0	0	4,758	101,543	4,217	101,543
57 2018/2020 3020 Missile Procurement, Air Force	0	0	0	0	0	0	0	0	4	4	4	4
57 2011/2013 3011 Procurement of Ammunition, Air Force	0	0	0	-1	0	0	0	0	0	0	0	-1
57 2012/2014 3011 Procurement of Ammunition, Air Force	0	0	-15	0	0	0	0	0	0	0	-15	0
57 2014/2016 3011 Procurement of Ammunition, Air Force	0	0	1,997	1,788	0	0	0	0	0	0	1,997	1,788
57 2015/2017 3011 Procurement of Ammunition, Air Force	0	0	0	-1	0	0	0	0	0	3	0	2
57 2016/2018 3011 Procurement of Ammunition, Air Force	0	0	0	0	0	10,690	0	0	0	153,609	0	164,299
57 2017/2019 3011 Procurement of Ammunition, Air Force	0	0	0	0	-223	0	0	0	-1	-7,759	-224	-7,759
57 2018/2020 3011 Procurement of Ammunition, Air Force	0	0	0	0	0	0	0	0	452	452	452	452
57 2011/2013 3080 Other Procurement, Air Force	0	0	-90	11,764	0	0	0	0	0	0	-90	11,764
57 2012/2014 3080 Other Procurement, Air Force	0	0	-924	-81	0	0	0	0	0	0	-924	-81
57 2013/2015 3080 Other Procurement, Air Force	0	0	0	-30	0	0	0	0	0	0	0	-30
57 2014/2016 3080 Other Procurement, Air Force	0	0	0	1,421	0	0	0	0	-4	-4	-4	1,417
57 2015/2017 3080 Other Procurement, Air Force	0	0	1,985	3,087	-1,979	0	0	0	0	0	6	3,087
57 2016/2018 3080 Other Procurement, Air Force	0	0	0	0	19	41,490	0	0	0	0	19	41,490
57 2017/2019 3080 Other Procurement, Air Force	0	0	0	0	-1,384	6,044	0	0	-227	3,315	-1,611	9,359
57 2018/2020 3080 Other Procurement, Air Force	0	0	0	0	4	4	0	0	0	0	4	4
57 2012/2013 3600 Research, Development, Test, and Evaluation, Air Force	0	0	-58,589	-59,283	0	0	0	0	0	0	-58,589	-59,283
57 2014/2015 3600 Research, Development, Test, and Evaluation, Air Force	0	0	0	18	0	0	0	0	0	0	0	18
57 2017/2018 3600 Research, Development, Test, and Evaluation, Air Force	0	0	0	0	27	14,804	0	0	0	0	27	14,804
Air Force Reserve	0	0	0	0	2,394	29,687	0	0	77	77	2,471	29,764
57 2018/2018 3700 Reserve Personnel, Air Force	0	0	0	0	1,567	15,711	0	0	0	0	1,567	15,711
57 2013/2013 3740 Operation and Maintenance, Air Force Reserve	0	0	0	0	0	-2	0	0	0	0	0	-2
57 2014/2014 3740 Operation and Maintenance, Air Force Reserve	0	0	0	0	0	-6	0	0	0	0	0	-6
57 2015/2015 3740 Operation and Maintenance, Air Force Reserve	0	0	0	0	-14	-52	0	0	0	0	-14	-52
57 2016/2016 3740 Operation and Maintenance, Air Force Reserve	0	0	0	0	-8	-54	0	0	0	0	-8	-54
57 2017/2017 3740 Operation and Maintenance, Air Force Reserve	0	0	0	0	-21	-476	0	0	-1	-21	-21	-477
57 2018/2018 3740 Operation and Maintenance, Air Force Reserve	0	0	0	0	870	14,566	0	0	77	78	947	14,644
Air Force National Guard	0	0	0	0	856	6,778	0	0	0	0	856	6,778
57 2018/2018 3850 National Guard Personnel, Air Force	0	0	0	0	284	3,513	0	0	0	0	284	3,513

COST OF WAR
Obligations by Component, Appropriation and Operation
Fiscal Year 2007 - 2018
(Amounts in Thousands)
As of June 30, 2018

	Operation New Dawn (OND) / Post-OND Iraq Activities		Operation Enduring Freedom		Operation Freedom's Sentinel		Operation Noble Eagle		Operation Inherent Resolve		Summary	
	Obligations June 2018	Obligations Year to Date	Obligations June 2018	Obligations Year to Date	Obligations June 2018	Obligations Year to Date	Obligations June 2018	Obligations Year to Date	Obligations June 2018	Obligations Year to Date	Obligations June 2018	Obligations Year to Date
Appropriation												
57 2018/2018 3840 Operation and Maintenance, Air Natl Guard	0	0	0	0	572	3,265	0	0	0	0	572	3,265
Defense Agencies Total	408	16,777	-2,307	-50,783	596,208	3,480,741	0	-1,384	87,887	265,985	682,196	3,711,336
DCAA Total	0	0	0	0	440	3,593	0	0	106	778	546	4,371
97 2018/2018 0100 Operation and Maintenance, Defense-Wide	0	0	0	0	440	3,593	0	0	106	778	546	4,371
DCMA Total	0	0	0	0	1,497	11,587	0	0	473	3,659	1,970	15,246
97 2018/2018 0100 Operation and Maintenance, Defense-Wide	0	0	0	0	1,497	11,587	0	0	473	3,659	1,970	15,246
DHP Total	0	0	-773	-3,823	36,271	286,516	0	0	0	0	35,498	282,693
97 2013/2013 0130 Defense Health Program, O&M	0	0	-705	-4,766	0	0	0	0	0	0	-705	-4,766
97 2014/2014 0130 Defense Health Program, O&M	0	0	-8	2,567	0	0	0	0	0	0	-8	2,567
97 2015/2015 0130 Defense Health Program, O&M	0	0	-60	-1,624	0	-644	0	0	0	0	-60	-2,268
97 2016/2016 0130 Defense Health Program, O&M	0	0	0	0	-37	-2,672	0	0	0	0	-37	-2,672
97 2017/2017 0130 Defense Health Program, O&M	0	0	0	0	-97	1,661	0	0	0	0	-97	1,661
97 2018/2018 0130 Defense Health Program, O&M	0	0	0	0	36,405	288,171	0	0	0	0	36,405	288,171
DHRA Total	0	0	0	-2,689	0	0	0	0	0	0	0	-2,689
97 2013/2013 0100 Operation and Maintenance, Defense-Wide	0	0	0	-2,284	0	0	0	0	0	0	0	-2,284
97 2014/2014 0100 Operation and Maintenance, Defense-Wide	0	0	0	-220	0	0	0	0	0	0	0	-220
97 2015/2015 0100 Operation and Maintenance, Defense-Wide	0	0	0	-185	0	0	0	0	0	0	0	-185
DISA Total	0	0	-44	-74	3,427	14,458	0	0	2,079	15,808	5,462	30,192
97 2013/2013 0100 Operation and Maintenance, Defense-Wide	0	0	-46	-46	0	0	0	0	0	0	-46	-46
97 2014/2014 0100 Operation and Maintenance, Defense-Wide	0	0	0	-8	0	0	0	0	0	0	0	-8
97 2015/2015 0100 Operation and Maintenance, Defense-Wide	0	0	2	-20	0	0	0	0	0	0	2	-20
97 2016/2016 0100 Operation and Maintenance, Defense-Wide	0	0	0	0	1	-18	0	0	1	1	1	-17
97 2017/2017 0100 Operation and Maintenance, Defense-Wide	0	0	0	0	0	639	0	0	0	1	0	640
97 2018/2018 0100 Operation and Maintenance, Defense-Wide	0	0	0	0	3,426	13,440	0	0	2,079	15,455	5,505	28,895
97 2017/2019 0300 Procurement, Defense-Wide	0	0	0	0	0	397	0	0	0	351	0	748
DLA Total	408	16,777	906	-1,277	-92	62,826	0	-1,384	0	0	1,222	76,942
97 2007/XXXX 4930 Defense Working Capital Funds, Defense	0	0	0	0	0	0	0	-1,384	0	0	0	-1,384
97 2012/XXXX 4930 Defense Working Capital Funds, Defense (Army)	0	0	0	-1	0	0	0	0	0	0	0	-1
97 2013/XXXX 4930 Defense Working Capital Funds, Defense (Army)	0	0	907	-437	0	0	0	0	0	0	907	-437
97 2013/XXXX 4930 Defense Working Capital Funds, Defense	408	16,777	0	0	0	0	0	0	0	0	408	16,777
97 2014/XXXX 4930 Defense Working Capital Funds, Defense (Army)	0	0	-1	-34	0	0	0	0	0	0	-1	-34
97 2014/XXXX 4930 Defense Working Capital Funds, Defense	0	0	0	-602	0	0	0	0	0	0	0	-602
97 2015/XXXX 4930 Defense Working Capital Funds, Defense	0	0	0	-203	0	47,000	0	0	0	0	0	46,797
97 2016/XXXX 4930 Defense Working Capital Funds, Defense	0	0	0	0	-92	11,488	0	0	0	0	-92	11,488
97 2017/XXXX 4930 Defense Working Capital Funds, Defense (Army)	0	0	0	0	0	1,681	0	0	0	0	0	1,681
97 2017/XXXX 4930 Defense Working Capital Funds, Defense	0	0	0	0	0	2,657	0	0	0	0	0	2,657
DLSA Total	0	0	0	0	5,973	61,606	0	0	0	0	5,973	61,606
97 2018/2018 0100 Operation and Maintenance, Defense-Wide	0	0	0	0	5,973	61,606	0	0	0	0	5,973	61,606
DMA Total	0	0	0	-3	-296	11,879	0	0	0	0	-296	11,876
97 2013/2013 0100 Operation and Maintenance, Defense-Wide	0	0	0	-3	0	0	0	0	0	0	0	-3
97 2017/2017 0100 Operation and Maintenance, Defense-Wide	0	0	0	0	0	-963	0	0	0	0	0	-963
97 2018/2018 0100 Operation and Maintenance, Defense-Wide	0	0	0	0	-296	12,842	0	0	0	0	-296	12,842
DODEA Total	0	0	-18	-253	2,546	31,009	0	0	0	0	2,528	30,756
97 2013/2013 0100 Operation and Maintenance, Defense-Wide	0	0	-18	-242	0	0	0	0	0	0	-18	-242
97 2014/2014 0100 Operation and Maintenance, Defense-Wide	0	0	0	-11	0	0	0	0	0	0	0	-11
97 2015/2015 0100 Operation and Maintenance, Defense-Wide	0	0	0	0	0	-18	0	0	0	0	0	-18
97 2017/2017 0100 Operation and Maintenance, Defense-Wide	0	0	0	0	0	30	0	0	0	0	0	30
97 2018/2018 0100 Operation and Maintenance, Defense-Wide	0	0	0	0	2,546	30,997	0	0	0	0	2,546	30,997

COST OF WAR
Obligations by Component, Appropriation and Operation
Fiscal Year 2007 - 2018
(Amounts in Thousands)
As of June 30, 2018

Appropriation	Operation New Dawn (OND) / Post-OND Iraq Activities		Operation Enduring Freedom		Operation Freedom's Sentinel		Operation Noble Eagle		Operation Inherent Resolve		Summary	
	Obligations June 2018	Obligations Year to Date	Obligations June 2018	Obligations Year to Date	Obligations June 2018	Obligations Year to Date	Obligations June 2018	Obligations Year to Date	Obligations June 2018	Obligations Year to Date	Obligations June 2018	Obligations Year to Date
DODIG Total	0	0	0	-21	454	4,206	0	0	1,015	8,861	1,469	13,046
97 2013/2013 0107 Office of the Inspector General, Defense	0	0	0	-21	0	0	0	0	0	0	0	-21
97 2017/2017 0107 Office of the Inspector General, Defense	0	0	0	0	0	-2	0	0	0	14	0	12
97 2018/2018 0107 Office of the Inspector General, Defense	0	0	0	0	454	4,208	0	0	1,015	8,847	1,469	13,055
DSCA Total	0	0	0	-19,726	15,087	70,801	0	0	0	0	15,087	51,075
97 2013/2013 0100 Operation and Maintenance, Defense-Wide	0	0	0	-9,585	0	0	0	0	0	0	0	-9,585
97 2014/2014 0100 Operation and Maintenance, Defense-Wide	0	0	0	-10,141	0	0	0	0	0	0	0	-10,141
97 2017/2017 0100 Operation and Maintenance, Defense-Wide	0	0	0	0	0	-5,429	0	0	0	0	0	-5,429
97 2018/2019 0100 Operation and Maintenance, Defense-Wide	0	0	0	0	0	9,070	0	0	0	0	0	9,070
97 2018/2018 0100 Operation and Maintenance, Defense-Wide	0	0	0	0	15,087	67,160	0	0	0	0	15,087	67,160
DTRA Total	0	0	0	0	148,563	364,741	0	0	0	0	148,563	364,741
97 2016/2016 0100 Operation and Maintenance, Defense-Wide	0	0	0	0	-1,775	-1,775	0	0	0	0	-1,775	-1,775
97 2017/2017 0100 Operation and Maintenance, Defense-Wide	0	0	0	0	-72	68	0	0	0	0	-72	68
97 2018/2018 0100 Operation and Maintenance, Defense-Wide	0	0	0	0	139,950	287,873	0	0	0	0	139,950	287,873
97 2018/2019 0400 Research, Development, Test, and Evaluation, Defense-Wide	0	0	0	0	19,812	74,688	0	0	0	0	19,812	74,688
97 2017/2019 2093 Joint Improvised Explosive Device Defeat Fund	0	0	0	0	-8,290	19,326	0	0	0	0	-8,290	19,326
97 2018/2020 2093 Joint Improvised Explosive Device Defeat Fund	0	0	0	0	-1,062	-15,439	0	0	0	0	-1,062	-15,439
JCS Total	0	0	0	0	0	541	0	0	23	291	23	832
97 2018/2018 0100 Operation and Maintenance, Defense-Wide	0	0	0	0	0	541	0	0	23	291	23	832
OSD Total	0	0	0	0	11,941	39,394	0	0	0	0	11,941	39,394
97 2018/2018 0100 Operation and Maintenance, Defense-Wide	0	0	0	0	11,941	39,394	0	0	0	0	11,941	39,394
SOCOM Total	0	0	-2,378	-22,917	369,970	2,512,825	0	0	84,191	236,588	451,783	2,726,496
97 2012/2012 0100 Operation and Maintenance, Defense-Wide	0	0	-160	-1,047	0	0	0	0	0	0	-160	-1,047
97 2013/2013 0100 Operation and Maintenance, Defense-Wide	0	0	-431	-2,309	0	0	0	0	0	0	-431	-2,309
97 2014/2014 0100 Operation and Maintenance, Defense-Wide	0	0	-649	-3,085	0	0	0	0	0	0	-649	-3,085
97 2015/2015 0100 Operation and Maintenance, Defense-Wide	0	0	-305	-1,696	0	-170	0	0	0	0	-305	-1,866
97 2016/2016 0100 Operation and Maintenance, Defense-Wide	0	0	0	0	-69	-2,158	0	0	0	2	-69	-2,156
97 2017/2017 0100 Operation and Maintenance, Defense-Wide	0	0	0	0	-27	-8,264	0	0	-9	-46	-36	-8,310
97 2018/2018 0100 Operation and Maintenance, Defense-Wide	0	0	0	0	332,173	2,127,156	0	0	84,200	255,217	416,373	2,382,373
97 2011/2013 0300 Procurement, Defense-Wide	0	0	-185	-5,313	0	0	0	0	0	0	-185	-5,313
97 2012/2014 0300 Procurement, Defense-Wide	0	0	0	309	0	0	0	0	0	0	0	309
97 2013/2015 0300 Procurement, Defense-Wide	0	0	0	-23	0	0	0	0	0	0	0	-23
97 2014/2016 0300 Procurement, Defense-Wide	0	0	0	-186	0	0	0	0	0	0	0	-186
97 2015/2017 0300 Procurement, Defense-Wide	0	0	0	-9,338	0	0	0	0	0	0	0	-9,338
97 2016/2018 0300 Procurement, Defense-Wide	0	0	0	0	841	32,199	0	0	0	-18,585	841	13,614
97 2017/2019 0300 Procurement, Defense-Wide	0	0	0	0	1,681	174,110	0	0	0	0	1,681	174,110
97 2018/2020 0300 Procurement, Defense-Wide	0	0	0	0	35,371	185,052	0	0	0	0	35,371	185,052
97 2012/2013 0400 Research, Development, Test, and Evaluation, Defense-Wide	0	0	-3	497	0	0	0	0	0	0	-3	497
97 2013/2014 0400 Research, Development, Test, and Evaluation, Defense-Wide	0	0	0	-82	0	0	0	0	0	0	0	-82
97 2014/2015 0400 Research, Development, Test, and Evaluation, Defense-Wide	0	0	-499	-498	0	0	0	0	0	0	-499	-498
97 2015/2016 0400 Research, Development, Test, and Evaluation, Defense-Wide	0	0	-146	-146	0	0	0	0	0	0	-146	-146
97 2018/2019 0400 Research, Development, Test, and Evaluation, Defense-Wide	0	0	0	0	0	4,900	0	0	0	0	0	4,900
WHS Total	0	0	0	0	427	4,759	0	0	0	0	427	4,759
97 2018/2018 0100 Operation and Maintenance, Defense-Wide	0	0	0	0	427	4,759	0	0	0	0	427	4,759

**Military Personnel Subsidiary Report
(Cost Breakdown Structure)**

COST OF WAR
Military Personnel (MILPERS) Summary Execution by Operation and Cost Breakdown Structure (CBS)
Fiscal Year 2007 - 2018
(Amounts in Thousands)
As of June 30, 2018

CBS Summary	Operation New Dawn (OND) / Post-OND Iraq Activities		Operation Enduring Freedom		Operation Freedom's Sentinel		Operation Noble Eagle		Operation Inherent Resolve		Summary	
	Obligations Year to Date	Disbursements Year to Date	Obligations Year to Date	Disbursements Year to Date	Obligations Year to Date	Disbursements Year to Date	Obligations Year to Date	Disbursements Year to Date	Obligations Year to Date	Disbursements Year to Date	Obligations Year to Date	Disbursements Year to Date
MILPERS CBS Summary Total	-244	-282	21,620	38,449	2,796,832	2,660,771	32,545	30,742	398,883	371,972	3,249,636	3,101,652
1.0 Personnel Costs	-244	-282	21,620	38,449	2,796,832	2,660,771	32,545	30,742	398,883	371,972	3,249,636	3,101,652
1.1.1 Reserve Components Called To Active Duty	0	0	0	0	2,138,241	2,038,586	31,949	30,194	314,506	295,839	2,484,696	2,364,619
1.1.2 Imminent Danger or Hostile Fire Pay	0	0	0	0	51,103	47,614	0	0	11,768	10,585	62,871	58,199
1.1.3 Family Separation Allowance	0	0	0	0	70,475	67,577	491	462	14,439	13,460	85,405	81,499
1.1.4 Hardship Duty Pay	0	0	0	0	46,416	44,414	0	0	9,479	8,796	55,895	53,210
1.1.5 Subsistence	0	0	0	0	274,232	259,825	105	86	40,680	35,696	315,017	295,607
1.1.6 Reserve Components Predeployment Training	-222	-260	21,631	38,463	153,396	142,581	0	0	0	33	174,805	180,817
1.1.7 Other Military Personnel (Special Pay)	-22	-22	-11	-14	62,969	60,174	0	0	8,011	7,563	70,947	67,701
1.0 Personnel Sub-Total	-244	-282	21,620	38,449	2,796,832	2,660,771	32,545	30,742	398,883	371,972	3,249,636	3,101,652

COST OF WAR
Military Personnel (MILPERS) Summary Execution by Operation, Component, and Cost Breakdown Structure (CBS)
Fiscal Year 2007 - 2018
(Amounts in Thousands)
As of June 30, 2018

Component	Operation New Dawn (OND) / Post-OND Iraq Activities		Operation Enduring Freedom		Operation Freedom's Sentinel		Operation Noble Eagle		Operation Inherent Resolve		Summary	
	Obligations Year To Date	Disbursements Year To Date	Obligations Year To Date	Disbursements Year To Date	Obligations Year To Date	Disbursements Year To Date	Obligations Year To Date	Disbursements Year To Date	Obligations Year To Date	Disbursements Year To Date	Obligations Year To Date	Disbursements Year To Date
Grand Total	-244	-282	21,620	38,449	2,796,832	2,660,771	32,545	30,742	398,883	371,972	3,249,636	3,101,652
Army Total	-244	-282	21,620	38,449	1,797,756	1,797,429	22,057	22,057	173,665	173,665	2,014,854	2,031,318
1.1.1 Reserve Components Called To Active Duty	0	0	0	0	1,369,659	1,369,659	21,731	21,731	142,015	142,015	1,533,405	1,533,405
1.1.2 Imminent Danger or Hostile Fire Pay	0	0	0	0	23,684	23,684	0	0	2,434	2,434	26,118	26,118
1.1.3 Family Separation Allowance	0	0	0	0	38,541	38,541	326	326	3,978	3,978	42,845	42,845
1.1.4 Hardship Duty Pay	0	0	0	0	30,589	30,589	0	0	3,179	3,179	33,768	33,768
1.1.5 Subsistence	0	0	0	0	181,414	181,414	0	0	18,713	18,713	200,127	200,127
1.1.6 Reserve Components Predeployment Training	-222	-260	21,631	38,463	120,689	120,370	0	0	0	0	142,098	158,573
1.1.7 Other Military Personnel (Special Pay)	-22	-22	-11	-14	33,180	33,172	0	0	3,346	3,346	36,493	36,482
1.0 Personnel Sub-Total	-244	-282	21,620	38,449	1,797,756	1,797,429	22,057	22,057	173,665	173,665	2,014,854	2,031,318
Navy/Marine Corps Total	0	0	0	0	305,151	299,741	0	0	80,334	80,195	385,485	379,936
Navy Total	0	0	0	0	279,351	275,891	0	0	21,134	20,995	300,485	296,886
1.1.1 Reserve Components Called To Active Duty	0	0	0	0	211,088	211,088	0	0	18,380	18,380	229,468	229,468
1.1.2 Imminent Danger or Hostile Fire Pay	0	0	0	0	5,803	5,803	0	0	492	492	6,295	6,295
1.1.3 Family Separation Allowance	0	0	0	0	14,680	14,680	0	0	1,275	1,275	15,955	15,955
1.1.4 Hardship Duty Pay	0	0	0	0	3,767	3,767	0	0	320	320	4,087	4,087
1.1.5 Subsistence	0	0	0	0	17,033	17,033	0	0	0	0	17,033	17,033
1.1.6 Reserve Components Predeployment Training	0	0	0	0	11,351	9,870	0	0	0	33	11,351	9,903
1.1.7 Other Military Personnel (Special Pay)	0	0	0	0	15,629	13,650	0	0	667	495	16,296	14,145
1.0 Personnel Sub-Total	0	0	0	0	279,351	275,891	0	0	21,134	20,995	300,485	296,886
Marine Corps Total	0	0	0	0	25,800	23,850	0	0	59,200	59,200	85,000	83,050
1.1.1 Reserve Components Called To Active Duty	0	0	0	0	19,986	19,986	0	0	49,161	49,161	69,147	69,147
1.1.2 Imminent Danger or Hostile Fire Pay	0	0	0	0	630	627	0	0	2,874	2,874	3,504	3,501
1.1.3 Family Separation Allowance	0	0	0	0	425	408	0	0	4,478	4,478	4,903	4,886
1.1.4 Hardship Duty Pay	0	0	0	0	354	349	0	0	2,687	2,687	3,041	3,036
1.1.6 Reserve Components Predeployment Training	0	0	0	0	2,132	207	0	0	0	0	2,132	207
1.1.7 Other Military Personnel (Special Pay)	0	0	0	0	2,273	2,273	0	0	0	0	2,273	2,273
1.0 Personnel Sub-Total	0	0	0	0	25,800	23,850	0	0	59,200	59,200	85,000	83,050
Air Force Total	0	0	0	0	693,925	563,601	10,488	8,685	144,884	118,112	849,297	690,398
1.1.1 Reserve Components Called To Active Duty	0	0	0	0	537,508	437,853	10,218	8,463	104,950	86,283	652,676	532,599
1.1.2 Imminent Danger or Hostile Fire Pay	0	0	0	0	20,986	17,500	0	0	5,968	4,785	26,954	22,285
1.1.3 Family Separation Allowance	0	0	0	0	16,829	13,948	165	136	4,708	3,729	21,702	17,813
1.1.4 Hardship Duty Pay	0	0	0	0	11,706	9,709	0	0	3,293	2,610	14,999	12,319
1.1.5 Subsistence	0	0	0	0	75,785	61,378	105	86	21,967	16,983	97,857	78,447
1.1.6 Reserve Components Predeployment Training	0	0	0	0	19,224	12,134	0	0	0	0	19,224	12,134
1.1.7 Other Military Personnel (Special Pay)	0	0	0	0	11,887	11,079	0	0	3,998	3,722	15,885	14,801
1.0 Personnel Sub-Total	0	0	0	0	693,925	563,601	10,488	8,685	144,884	118,112	849,297	690,398

COST OF WAR
Military Personnel (MILPERS) Summary Execution by Operation, Component, Appropriation and Cost Breakdown Structure (CBS)
Fiscal Year 2007 - 2018
(Amounts in Thousands)
As of June 30, 2018

Component and Appropriation	Operation New Dawn (OND) / Post-OND Iraq Activities		Operation Enduring Freedom		Operation Freedom's Sentinel		Operation Noble Eagle		Operation Inherent Resolve		Summary	
	Obligations Year to Date	Disbursements Year to Date	Obligations Year to Date	Disbursements Year to Date	Obligations Year to Date	Disbursements Year to Date	Obligations Year to Date	Disbursements Year to Date	Obligations Year to Date	Disbursements Year to Date	Obligations Year to Date	Disbursements Year to Date
Grand Total	-244	-282	21,620	38,449	2,796,832	2,660,771	32,545	30,742	398,883	371,972	3,249,636	3,101,652
Army Total	-244	-282	21,620	38,449	1,797,756	1,797,429	22,057	22,057	173,665	173,665	2,014,854	2,031,318
Army Active Total	0	0	-1	3	1,677,091	1,677,091	22,057	22,057	173,665	173,665	1,872,812	1,872,816
Military Personnel, Army												
1.1.1 Reserve Components Called To Active Duty	0	0	0	0	1,369,659	1,369,659	21,731	21,731	142,015	142,015	1,533,405	1,533,405
1.1.2 Imminent Danger or Hostile Fire Pay	0	0	0	0	23,684	23,684	0	0	2,434	2,434	26,118	26,118
1.1.3 Family Separation Allowance	0	0	0	0	38,541	38,541	326	326	3,978	3,978	42,845	42,845
1.1.4 Hardship Duty Pay	0	0	0	0	30,589	30,589	0	0	3,179	3,179	33,768	33,768
1.1.5 Subsistence	0	0	0	0	181,414	181,414	0	0	18,713	18,713	200,127	200,127
1.1.7 Other Military Personnel (Special Pay)	0	0	-1	3	33,204	33,204	0	0	3,346	3,346	36,549	36,553
1.0 Personnel Sub-Total	0	0	-1	3	1,677,091	1,677,091	22,057	22,057	173,665	173,665	1,872,812	1,872,816
Army Reserve Total	0	0	-851	-1,570	18,446	17,070	0	0	0	0	17,595	15,500
Reserve Personnel, Army												
1.1.6 Reserve Components Predeployment Training	0	0	-851	-1,570	18,446	17,070	0	0	0	0	17,595	15,500
1.0 Personnel Sub-Total	0	0	-851	-1,570	18,446	17,070	0	0	0	0	17,595	15,500
Army National Guard Total	-244	-282	22,472	40,016	102,219	103,268	0	0	0	0	124,447	143,002
National Guard Personnel, Army												
1.1.6 Reserve Components Predeployment Training	-222	-260	22,482	40,033	102,243	103,300	0	0	0	0	124,503	143,073
1.1.7 Other Military Personnel (Special Pay)	-22	-22	-10	-17	-24	-32	0	0	0	0	-56	-71
1.0 Personnel Sub-Total	-244	-282	22,472	40,016	102,219	103,268	0	0	0	0	124,447	143,002
Navy/Marine Corps Total	0	0	0	0	305,151	299,741	0	0	80,334	80,195	385,485	379,936
Navy Total	0	0	0	0	279,351	275,891	0	0	21,134	20,995	300,485	296,886
Navy Active Total	0	0	0	0	267,763	265,784	0	0	21,134	20,962	288,897	286,746
Military Personnel, Navy												
1.1.1 Reserve Components Called To Active Duty	0	0	0	0	211,088	211,088	0	0	18,380	18,380	229,468	229,468
1.1.2 Imminent Danger or Hostile Fire Pay	0	0	0	0	5,711	5,711	0	0	492	492	6,203	6,203
1.1.3 Family Separation Allowance	0	0	0	0	14,680	14,680	0	0	1,275	1,275	15,955	15,955
1.1.4 Hardship Duty Pay	0	0	0	0	3,651	3,651	0	0	320	320	3,971	3,971
1.1.5 Subsistence	0	0	0	0	17,033	17,033	0	0	0	0	17,033	17,033
1.1.7 Other Military Personnel (Special Pay)	0	0	0	0	15,600	13,621	0	0	667	495	16,267	14,116
1.0 Personnel Sub-Total	0	0	0	0	267,763	265,784	0	0	21,134	20,962	288,897	286,746
Navy Reserve Total	0	0	0	0	11,588	10,107	0	0	0	33	11,588	10,140
Reserve Personnel, Navy												
1.1.2 Imminent Danger or Hostile Fire Pay	0	0	0	0	92	92	0	0	0	0	92	92
1.1.4 Hardship Duty Pay	0	0	0	0	116	116	0	0	0	0	116	116
1.1.6 Reserve Components Predeployment Training	0	0	0	0	11,351	9,870	0	0	33	33	11,351	9,903
1.1.7 Other Military Personnel (Special Pay)	0	0	0	0	29	29	0	0	0	0	29	29
1.0 Personnel Sub-Total	0	0	0	0	11,588	10,107	0	0	0	33	11,588	10,140
Marine Corps Total	0	0	0	0	25,800	23,850	0	0	59,200	59,200	85,000	83,050
Marine Corps Active Total	0	0	0	0	23,630	23,630	0	0	59,200	59,200	82,830	82,830
Military Personnel, Marine Corps												
1.1.1 Reserve Components Called To Active Duty	0	0	0	0	19,986	19,986	0	0	49,161	49,161	69,147	69,147
1.1.2 Imminent Danger or Hostile Fire Pay	0	0	0	0	624	624	0	0	2,874	2,874	3,498	3,498
1.1.3 Family Separation Allowance	0	0	0	0	400	400	0	0	4,478	4,478	4,878	4,878
1.1.4 Hardship Duty Pay	0	0	0	0	347	347	0	0	2,687	2,687	3,034	3,034
1.1.7 Other Military Personnel (Special Pay)	0	0	0	0	2,273	2,273	0	0	0	0	2,273	2,273
1.0 Personnel Sub-Total	0	0	0	0	23,630	23,630	0	0	59,200	59,200	82,830	82,830
Marine Corps Reserve Total	0	0	0	0	2,170	220	0	0	0	0	2,170	220
Reserve Personnel, Marine Corps												

COST OF WAR
Military Personnel (MILPERS) Summary Execution by Operation, Component, Appropriation and Cost Breakdown Structure (CBS)
Fiscal Year 2007 - 2018
(Amounts in Thousands)
As of June 30, 2018

Component and Appropriation	Operation New Dawn (OND) / Post-OND Iraq Activities		Operation Enduring Freedom		Operation Freedom's Sentinel		Operation Noble Eagle		Operation Inherent Resolve		Summary	
	Obligations Year to Date	Disbursements Year to Date	Obligations Year to Date	Disbursements Year to Date	Obligations Year to Date	Disbursements Year to Date	Obligations Year to Date	Disbursements Year to Date	Obligations Year to Date	Disbursements Year to Date	Obligations Year to Date	Disbursements Year to Date
1.1.2 Imminent Danger or Hostile Fire Pay	0	0	0	0	6	3	0	0	0	0	6	3
1.1.3 Family Separation Allowance	0	0	0	0	25	8	0	0	0	0	25	8
1.1.4 Hardship Duty Pay	0	0	0	0	7	2	0	0	0	0	7	2
1.1.6 Reserve Components Predeployment Training	0	0	0	0	2,132	207	0	0	0	0	2,132	207
1.0 Personnel Sub-Total	0	0	0	0	2,170	220	0	0	0	0	2,170	220
Air Force Total	0	0	0	0	693,925	563,601	10,488	8,685	144,884	118,112	849,297	690,398
Air Force Active Total	0	0	0	0	674,701	551,467	10,488	8,685	144,884	118,112	830,073	678,264
Military Personnel, Air Force												
1.1.1 Reserve Components Called To Active Duty	0	0	0	0	537,508	437,853	10,218	8,463	104,950	86,283	652,676	532,599
1.1.2 Imminent Danger or Hostile Fire Pay	0	0	0	0	20,986	17,500	0	0	5,968	4,785	26,954	22,285
1.1.3 Family Separation Allowance	0	0	0	0	16,829	13,948	165	136	4,708	3,729	21,702	17,813
1.1.4 Hardship Duty Pay	0	0	0	0	11,706	9,709	0	0	3,293	2,610	14,999	12,319
1.1.5 Subsistence	0	0	0	0	75,785	61,378	105	86	21,967	16,983	97,857	78,447
1.1.7 Other Military Personnel (Special Pay)	0	0	0	0	11,887	11,079	0	0	3,998	3,722	15,885	14,801
1.0 Personnel Sub-Total	0	0	0	0	674,701	551,467	10,488	8,685	144,884	118,112	830,073	678,264
Air Force Reserve Total	0	0	0	0	15,711	9,445	0	0	0	0	15,711	9,445
Reserve Personnel, Air Force												
1.1.6 Reserve Components Predeployment Training	0	0	0	0	15,711	9,445	0	0	0	0	15,711	9,445
1.0 Personnel Sub-Total	0	0	0	0	15,711	9,445	0	0	0	0	15,711	9,445
Air Force National Guard Total	0	0	0	0	3,513	2,689	0	0	0	0	3,513	2,689
National Guard Personnel, Air Force												
1.1.6 Reserve Components Predeployment Training	0	0	0	0	3,513	2,689	0	0	0	0	3,513	2,689
1.0 Personnel Sub-Total	0	0	0	0	3,513	2,689	0	0	0	0	3,513	2,689

COST OF WAR
Military Personnel (MILPERS) Summary Execution by Operation and Cost Breakdown Structure (CBS)
Beginning Fiscal Year - 2018
(Amounts in Thousands)
As of June 30, 2018

CBS Summary	Operation Freedom's Sentinel		Operation Noble Eagle		Operation Inherent Resolve		Summary	
	Obligations Year to Date	Disbursements Year to Date	Obligations Year to Date	Disbursements Year to Date	Obligations Year to Date	Disbursements Year to Date	Obligations Year to Date	Disbursements Year to Date
MILPERS CBS Summary Total	2,805,290	2,656,599	32,545	30,742	398,883	371,972	3,236,718	3,059,313
1.0 Personnel Costs	2,805,290	2,656,599	32,545	30,742	398,883	371,972	3,236,718	3,059,313
1.1.1 Reserve Components Called To Active Duty	2,138,241	2,038,586	31,949	30,194	314,506	295,839	2,484,696	2,364,619
1.1.2 Imminent Danger or Hostile Fire Pay	51,103	47,614	0	0	11,768	10,585	62,871	58,199
1.1.3 Family Separation Allowance	70,475	67,577	491	462	14,439	13,460	85,405	81,499
1.1.4 Hardship Duty Pay	46,416	44,414	0	0	9,479	8,796	55,895	53,210
1.1.5 Subsistence	274,232	259,825	105	86	40,680	35,696	315,017	295,607
1.1.6 Reserve Components Predeployment Training	161,830	138,377	0	0	0	33	161,830	138,410
1.1.7 Other Military Personnel (Special Pay)	62,993	60,206	0	0	8,011	7,563	71,004	67,769
1.0 Personnel Sub-Total	2,805,290	2,656,599	32,545	30,742	398,883	371,972	3,236,718	3,059,313

COST OF WAR
Military Personnel (MILPERS) Summary Execution by Operation, Component, and Cost Breakdown Structure (CBS)
Beginning Fiscal Year - 2018
(Amounts in Thousands)
As of June 30, 2018

Component	Operation Freedom's Sentinel		Operation Noble Eagle		Operation Inherent Resolve		Summary	
	Obligations Year To Date	Disbursements Year To Date	Obligations Year To Date	Disbursements Year To Date	Obligations Year To Date	Disbursements Year To Date	Obligations Year To Date	Disbursements Year To Date
Grand Total	2,805,290	2,656,599	32,545	30,742	398,883	371,972	3,236,718	3,059,313
Army Total	1,806,214	1,793,257	22,057	22,057	173,665	173,665	2,001,936	1,988,979
1.1.1 Reserve Components Called To Active Duty	1,369,659	1,369,659	21,731	21,731	142,015	142,015	1,533,405	1,533,405
1.1.2 Imminent Danger or Hostile Fire Pay	23,684	23,684	0	0	2,434	2,434	26,118	26,118
1.1.3 Family Separation Allowance	38,541	38,541	326	326	3,978	3,978	42,845	42,845
1.1.4 Hardship Duty Pay	30,589	30,589	0	0	3,179	3,179	33,768	33,768
1.1.5 Subsistence	181,414	181,414	0	0	18,713	18,713	200,127	200,127
1.1.6 Reserve Components Predeployment Training	129,123	116,166	0	0	0	0	129,123	116,166
1.1.7 Other Military Personnel (Special Pay)	33,204	33,204	0	0	3,346	3,346	36,550	36,550
1.0 Personnel Sub-Total	1,806,214	1,793,257	22,057	22,057	173,665	173,665	2,001,936	1,988,979
Navy/Marine Corps Total	305,151	299,741	0	0	80,334	80,195	385,485	379,936
Navy Total	279,351	275,891	0	0	21,134	20,995	300,485	296,886
1.1.1 Reserve Components Called To Active Duty	211,088	211,088	0	0	18,380	18,380	229,468	229,468
1.1.2 Imminent Danger or Hostile Fire Pay	5,803	5,803	0	0	492	492	6,295	6,295
1.1.3 Family Separation Allowance	14,680	14,680	0	0	1,275	1,275	15,955	15,955
1.1.4 Hardship Duty Pay	3,767	3,767	0	0	320	320	4,087	4,087
1.1.5 Subsistence	17,033	17,033	0	0	0	0	17,033	17,033
1.1.6 Reserve Components Predeployment Training	11,351	9,870	0	0	0	33	11,351	9,903
1.1.7 Other Military Personnel (Special Pay)	15,629	13,650	0	0	667	495	16,296	14,145
1.0 Personnel Sub-Total	279,351	275,891	0	0	21,134	20,995	300,485	296,886
Marine Corps Total	25,800	23,850	0	0	59,200	59,200	85,000	83,050
1.1.1 Reserve Components Called To Active Duty	19,986	19,986	0	0	49,161	49,161	69,147	69,147
1.1.2 Imminent Danger or Hostile Fire Pay	630	627	0	0	2,874	2,874	3,504	3,501
1.1.3 Family Separation Allowance	425	408	0	0	4,478	4,478	4,903	4,886
1.1.4 Hardship Duty Pay	354	349	0	0	2,687	2,687	3,041	3,036
1.1.6 Reserve Components Predeployment Training	2,132	207	0	0	0	0	2,132	207
1.1.7 Other Military Personnel (Special Pay)	2,273	2,273	0	0	0	0	2,273	2,273
1.0 Personnel Sub-Total	25,800	23,850	0	0	59,200	59,200	85,000	83,050
Air Force Total	693,925	563,601	10,488	8,685	144,884	118,112	849,297	690,398
1.1.1 Reserve Components Called To Active Duty	537,508	437,853	10,218	8,463	104,950	86,283	652,676	532,599
1.1.2 Imminent Danger or Hostile Fire Pay	20,986	17,500	0	0	5,968	4,785	26,954	22,285
1.1.3 Family Separation Allowance	16,829	13,948	165	136	4,708	3,729	21,702	17,813
1.1.4 Hardship Duty Pay	11,706	9,709	0	0	3,293	2,610	14,999	12,319
1.1.5 Subsistence	75,785	61,378	105	86	21,967	16,983	97,857	78,447
1.1.6 Reserve Components Predeployment Training	19,224	12,134	0	0	0	0	19,224	12,134
1.1.7 Other Military Personnel (Special Pay)	11,887	11,079	0	0	3,998	3,722	15,885	14,801

COST OF WAR
Military Personnel (MILPERS) Summary Execution by Operation, Component, and Cost Breakdown Structure (CBS)
Beginning Fiscal Year - 2018
(Amounts in Thousands)
As of June 30, 2018

Component	Operation Freedom's Sentinel		Operation Noble Eagle		Operation Inherent Resolve		Summary	
	Obligations Year To Date	Disbursements Year To Date	Obligations Year To Date	Disbursements Year To Date	Obligations Year To Date	Disbursements Year To Date	Obligations Year To Date	Disbursements Year To Date
1.0 Personnel Sub-Total	693,925	563,601	10,488	8,685	144,884	118,112	849,297	690,398

COST OF WAR
Military Personnel (MILPERS) Summary Execution by Operation, Component, Appropriation and Cost Breakdown Structure (CBS)
Beginning Fiscal Year - 2018
(Amounts in Thousands)
As of June 30, 2018

Component and Appropriation	Operation Freedom's Sentinel		Operation Noble Eagle		Operation Inherent Resolve		Summary	
	Obligations Year to Date	Disbursements Year to Date	Obligations Year to Date	Disbursements Year to Date	Obligations Year to Date	Disbursements Year to Date	Obligations Year to Date	Disbursements Year to Date
Grand Total	2,805,290	2,656,599	32,545	30,742	398,883	371,972	3,236,718	3,059,313
Army Total	1,806,214	1,793,257	22,057	22,057	173,665	173,665	2,001,936	1,988,979
Army Active Total	1,677,091	1,677,091	22,057	22,057	173,665	173,665	1,872,813	1,872,813
Military Personnel, Army								
1.1.1 Reserve Components Called To Active Duty	1,369,659	1,369,659	21,731	21,731	142,015	142,015	1,533,405	1,533,405
1.1.2 Imminent Danger or Hostile Fire Pay	23,684	23,684	0	0	2,434	2,434	26,118	26,118
1.1.3 Family Separation Allowance	38,541	38,541	326	326	3,978	3,978	42,845	42,845
1.1.4 Hardship Duty Pay	30,589	30,589	0	0	3,179	3,179	33,768	33,768
1.1.5 Subsistence	181,414	181,414	0	0	18,713	18,713	200,127	200,127
1.1.7 Other Military Personnel (Special Pay)	33,204	33,204	0	0	3,346	3,346	36,550	36,550
1.0 Personnel Sub-Total	1,677,091	1,677,091	22,057	22,057	173,665	173,665	1,872,813	1,872,813
Army Reserve Total	18,801	16,302	0	0	0	0	18,801	16,302
Reserve Personnel, Army								
1.1.6 Reserve Components Predeployment Training	18,801	16,302	0	0	0	0	18,801	16,302
1.0 Personnel Sub-Total	18,801	16,302	0	0	0	0	18,801	16,302
Army National Guard Total	110,322	99,864	0	0	0	0	110,322	99,864
National Guard Personnel, Army								
1.1.6 Reserve Components Predeployment Training	110,322	99,864	0	0	0	0	110,322	99,864
1.0 Personnel Sub-Total	110,322	99,864	0	0	0	0	110,322	99,864
Navy/Marine Corps Total	305,151	299,741	0	0	80,334	80,195	385,485	379,936
Navy Total	279,351	275,891	0	0	21,134	20,995	300,485	296,886
Navy Active Total	267,763	265,784	0	0	21,134	20,962	288,897	286,746
Military Personnel, Navy								
1.1.1 Reserve Components Called To Active Duty	211,088	211,088	0	0	18,380	18,380	229,468	229,468
1.1.2 Imminent Danger or Hostile Fire Pay	5,711	5,711	0	0	492	492	6,203	6,203
1.1.3 Family Separation Allowance	14,680	14,680	0	0	1,275	1,275	15,955	15,955
1.1.4 Hardship Duty Pay	3,651	3,651	0	0	320	320	3,971	3,971
1.1.5 Subsistence	17,033	17,033	0	0	0	0	17,033	17,033
1.1.7 Other Military Personnel (Special Pay)	15,600	13,621	0	0	667	495	16,267	14,116
1.0 Personnel Sub-Total	267,763	265,784	0	0	21,134	20,962	288,897	286,746
Navy Reserve Total	11,588	10,107	0	0	0	33	11,588	10,140
Reserve Personnel, Navy								
1.1.2 Imminent Danger or Hostile Fire Pay	92	92	0	0	0	0	92	92

COST OF WAR
Military Personnel (MILPERS) Summary Execution by Operation, Component, Appropriation and Cost Breakdown Structure (CBS)
Beginning Fiscal Year - 2018
(Amounts in Thousands)
As of June 30, 2018

Component and Appropriation	Operation Freedom's Sentinel		Operation Noble Eagle		Operation Inherent Resolve		Summary	
	Obligations Year to Date	Disbursements Year to Date	Obligations Year to Date	Disbursements Year to Date	Obligations Year to Date	Disbursements Year to Date	Obligations Year to Date	Disbursements Year to Date
1.1.4 Hardship Duty Pay	116	116	0	0	0	0	116	116
1.1.6 Reserve Components Predeployment Training	11,351	9,870	0	0	0	33	11,351	9,903
1.1.7 Other Military Personnel (Special Pay)	29	29	0	0	0	0	29	29
1.0 Personnel Sub-Total	11,588	10,107	0	0	0	33	11,588	10,140
Marine Corps Total	25,800	23,850	0	0	59,200	59,200	85,000	83,050
Marine Corps Active Total	23,630	23,630	0	0	59,200	59,200	82,830	82,830
Military Personnel, Marine Corps								
1.1.1 Reserve Components Called To Active Duty	19,986	19,986	0	0	49,161	49,161	69,147	69,147
1.1.2 Imminent Danger or Hostile Fire Pay	624	624	0	0	2,874	2,874	3,498	3,498
1.1.3 Family Separation Allowance	400	400	0	0	4,478	4,478	4,878	4,878
1.1.4 Hardship Duty Pay	347	347	0	0	2,687	2,687	3,034	3,034
1.1.7 Other Military Personnel (Special Pay)	2,273	2,273	0	0	0	0	2,273	2,273
1.0 Personnel Sub-Total	23,630	23,630	0	0	59,200	59,200	82,830	82,830
Marine Corps Reserve Total	2,170	220	0	0	0	0	2,170	220
Reserve Personnel, Marine Corps								
1.1.2 Imminent Danger or Hostile Fire Pay	6	3	0	0	0	0	6	3
1.1.3 Family Separation Allowance	25	8	0	0	0	0	25	8
1.1.4 Hardship Duty Pay	7	2	0	0	0	0	7	2
1.1.6 Reserve Components Predeployment Training	2,132	207	0	0	0	0	2,132	207
1.0 Personnel Sub-Total	2,170	220	0	0	0	0	2,170	220
Air Force Total	693,925	563,601	10,488	8,685	144,884	118,112	849,297	690,398
Air Force Active Total	674,701	551,467	10,488	8,685	144,884	118,112	830,073	678,264
Military Personnel, Air Force								
1.1.1 Reserve Components Called To Active Duty	537,508	437,853	10,218	8,463	104,950	86,283	652,676	532,599
1.1.2 Imminent Danger or Hostile Fire Pay	20,986	17,500	0	0	5,968	4,785	26,954	22,285
1.1.3 Family Separation Allowance	16,829	13,948	165	136	4,708	3,729	21,702	17,813
1.1.4 Hardship Duty Pay	11,706	9,709	0	0	3,293	2,610	14,999	12,319
1.1.5 Subsistence	75,785	61,378	105	86	21,967	16,983	97,857	78,447
1.1.7 Other Military Personnel (Special Pay)	11,887	11,079	0	0	3,998	3,722	15,885	14,801
1.0 Personnel Sub-Total	674,701	551,467	10,488	8,685	144,884	118,112	830,073	678,264
Air Force Reserve Total	15,711	9,445	0	0	0	0	15,711	9,445
Reserve Personnel, Air Force								
1.1.6 Reserve Components Predeployment Training	15,711	9,445	0	0	0	0	15,711	9,445
1.0 Personnel Sub-Total	15,711	9,445	0	0	0	0	15,711	9,445

COST OF WAR
Military Personnel (MILPERS) Summary Execution by Operation, Component, Appropriation and Cost Breakdown Structure (CBS)
Beginning Fiscal Year - 2018
(Amounts in Thousands)
As of June 30, 2018

Component and Appropriation	Operation Freedom's Sentinel		Operation Noble Eagle		Operation Inherent Resolve		Summary	
	Obligations Year to Date	Disbursements Year to Date	Obligations Year to Date	Disbursements Year to Date	Obligations Year to Date	Disbursements Year to Date	Obligations Year to Date	Disbursements Year to Date
Air Force National Guard Total	3,513	2,689	0	0	0	0	3,513	2,689
National Guard Personnel, Air Force 1.1.6 Reserve Components Predeployment Training	3,513	2,689	0	0	0	0	3,513	2,689
1.0 Personnel Sub-Total	3,513	2,689	0	0	0	0	3,513	2,689

**Operation and Maintenance Subsidiary Report
(Cost Breakdown Structure)**

COST OF WAR
Operation and Maintenance (O&M) Summary Execution by Operation and Cost Breakdown Structure (CBS)
Fiscal Year 2007 - 2018
(Amounts in Thousands)
As of June 30, 2018

CBS Summary	Operation New Dawn (OND) / Post-OND Iraq Activities		Operation Enduring Freedom		Operation Freedom's Sentinel		Operation Noble Eagle		Operation Inherent Resolve		Summary	
	Obligations Year to Date	Disbursements Year to Date	Obligations Year to Date	Disbursements Year to Date	Obligations Year to Date	Disbursements Year to Date	Obligations Year to Date	Disbursements Year to Date	Obligations Year to Date	Disbursements Year to Date	Obligations Year to Date	Disbursements Year to Date
O&M CBS Summary Total	-26,026	728,870	-3,621,282	17,120,766	25,386,081	24,366,734	52,183	91,610	3,874,833	3,495,684	25,665,789	45,803,664
1.0 Personnel Costs	-232	2,612	-34,967	25,284	176,178	197,574	3,540	3,745	37,078	28,685	181,597	257,900
2.0 Personnel Support Costs	-23,544	6,629	-197,400	803,133	1,339,172	1,263,133	5,345	6,773	368,813	335,007	1,492,386	2,414,675
3.0 Operating Support Costs	-6,277	631,255	-2,309,505	15,455,503	18,811,213	17,563,068	41,913	79,570	3,069,416	2,768,060	19,606,760	36,497,456
4.0 Transportation Costs	4,027	88,374	-928,798	826,456	2,355,862	2,022,898	1,385	1,522	282,995	242,452	1,715,471	3,181,702
6.0 Investment Costs	0	0	0	0	84	84	0	0	0	0	84	84
7.0 Other Support Costs	0	0	-150,612	10,390	2,703,572	3,319,977	0	0	116,531	121,480	2,669,491	3,451,847
1.2.1 Civilian Premium Pay	-233	2,611	-30,923	25,453	129,066	150,163	411	471	26,484	18,055	124,805	196,753
1.2.2 Civilian Temporary Hires	1	1	-4,044	-169	47,112	47,411	3,129	3,274	10,594	10,630	56,792	61,147
1.0 Personnel Sub-Total	-232	2,612	-34,967	25,284	176,178	197,574	3,540	3,745	37,078	28,685	181,597	257,900
2.1 Temporary Duty (TDY)/Additional Duty (TAD)	-3,630	5,879	-145,817	32,158	591,563	484,731	5,291	6,676	71,725	57,799	519,132	587,243
2.2 Clothing and Other Personnel Equipment & Supplies	-21	169	-13,638	661,962	244,778	273,212	0	1	2,345	1,008	233,464	936,352
2.2.1 Organizational Clothing	0	0	0	0	83	-151	0	0	0	0	83	-151
2.3 Medical Support/Health Services	-18,053	0	-10,523	27,147	369,351	356,331	54	96	7,014	7,365	347,843	390,939
2.4 Reserve Component Activation/Deactivation	0	0	-2,180	15,673	-12,666	-5,547	0	0	0	0	-14,846	10,126
2.5 Other Personnel Support	-1,840	581	-18,472	55,716	144,832	155,607	0	0	287,729	268,835	412,249	480,739
2.6 Rest & Recreation	0	0	-6,770	10,477	1,028	0	0	0	0	0	-5,742	10,477
2.7 Body Armor	0	0	0	0	203	-1,050	0	0	0	0	203	-1,050
2.0 Personnel Support Sub-Total	-23,544	6,629	-197,400	803,133	1,339,172	1,263,133	5,345	6,773	368,813	335,007	1,492,386	2,414,675
3.1 Training	-5,950	7,089	-36,385	32,684	282,260	211,252	-400	3	5,872	3,387	245,397	254,415
3.1.0 Care-in-Store	0	0	22	0	0	0	0	0	0	0	22	0
3.2 Operations (OPTEMPO) (Fuel, Other POL, Parts)	-28,756	-5,720	-267,201	496,701	1,962,660	1,772,032	12,962	12,443	1,485,305	1,290,393	3,164,970	3,565,849
3.2.1 MRAP Vehicles Operation	0	0	0	0	17,288	2,591	0	0	0	0	17,288	2,591
3.3 Other Supplies & Equipment	14,341	24,236	-108,985	1,077,729	1,321,645	1,395,002	269	728	176,745	190,910	1,404,015	2,688,605
3.4 Facilities/Base Support	-7,740	172,300	-721,747	1,694,134	773,471	914,537	3,018	6,314	88,054	95,423	135,056	2,882,708
3.4.1 MRAP Vehicles Facilities and Base Support	0	0	0	20	0	0	0	0	0	0	0	20
3.5.1 Organization Level Maintenance	342	-4,133	-9,518	202,180	131,005	150,081	0	0	430	1	122,259	348,129
3.5.2 Intermediate Level Maintenance	-6,688	156,541	-53,963	480,249	299,757	251,868	0	7	30,838	7	239,113	919,496
3.5.3 Depot Level Maintenance	10,386	283,635	-542,049	1,123,879	4,332,322	3,905,013	0	0	91,394	35,371	3,892,053	5,347,898
3.5.4 Contractor Logistics Support	-4,697	14,420	-190,617	1,491,931	1,195,969	1,188,303	16,020	28,874	123,315	88,728	1,139,990	2,812,256
3.5.6 MRAP Vehicles Equipment Maintenance	0	0	-693	37	87,002	13,160	0	0	0	0	86,309	13,197
3.6 (C4I)	-30,465	-123,840	-547,243	2,460,366	2,472,131	2,626,925	268	5,035	373,362	491,880	2,268,053	5,460,366
3.7 Other Services and Miscellaneous Contracts	52,950	106,727	168,874	6,395,594	5,902,584	5,132,048	9,776	26,173	724,258	540,961	6,858,442	12,201,503
3.8 IED Operation	0	0	0	0	1,036	339	0	0	337	84	1,373	423
3.9 Psychological Operations (Information Operations)	0	0	0	-1	32,083	-83	0	0	337	84	32,420	0
3.0 Operating Support Sub-Total	-6,277	631,255	-2,309,505	15,455,503	18,811,213	17,563,068	41,913	79,570	3,069,416	2,768,060	19,606,760	36,497,456
4.1 Airlift	4,681	6,169	-316,557	185,608	1,350,119	1,200,062	0	0	172,570	158,272	1,210,813	1,550,111
4.2 Sealift	3	2,155	10,332	22,840	154,727	115,746	0	0	9,207	9,207	174,269	149,948
4.4 Port Handling/Inland Transportation	-1,509	7,225	-65,761	145,470	249,570	141,573	1,365	1,522	96,837	69,816	280,502	365,606
4.5 Other Transportation	942	949	-3,154	12,170	145,039	95,392	20	0	3,202	4,981	146,049	113,492
4.6 Second Destination Transportation	-90	71,876	-553,658	460,368	513,765	447,258	0	0	1,177	174	-38,806	979,676
4.7 MRAP Vehicles Transportation	0	0	0	0	-59,733	1,658	0	0	0	0	-59,733	1,658
4.8 Retrograde of Personnel and Equipment	0	0	0	0	2,375	21,209	0	0	2	2	2,377	21,211
4.0 Transportation Sub-Total	4,027	88,374	-928,798	826,456	2,355,862	2,022,898	1,385	1,522	282,995	242,452	1,715,471	3,181,702
6.2.1 Basic Research	0	0	0	0	84	84	0	0	0	0	84	84
6.0 Investment Sub-Total	0	0	0	0	84	84	0	0	0	0	84	84
7.1.90 Coalition Readiness Support Program (CRSP)	0	0	0	0	9,070	16,422	0	0	0	0	9,070	16,422
7.2.1 Transportation Support	0	0	-17,178	24,729	13,125	11,417	0	0	0	0	-4,053	36,146
7.2.2 Logistic Support	0	0	-2,548	98,767	48,606	48,607	0	0	0	0	46,058	147,374
7.3.02 Defense Forces Sustainment	0	0	-90,535	6	1,330,141	1,562,136	0	0	0	0	1,239,606	1,562,142
7.3.03 Defense Forces Infrastructure	0	0	-2,401	-1	30,292	17,641	0	0	0	0	27,891	17,640
7.3.04 Defense Forces Equipment and Transportation	0	0	0	0	575,130	571,778	0	0	0	0	575,130	571,778
7.3.05 Defense Forces Training and Operations	0	0	-63	0	404,631	403,603	0	0	0	0	404,568	403,603
7.3.07 Interior Forces Sustainment	0	0	-34,740	-3,118	180,672	331,635	0	0	0	0	145,932	328,517
7.3.08 Interior Forces Infrastructure	0	0	-144	-14	-7,372	20,234	0	0	0	0	-7,516	20,220
7.3.09 Interior Forces Equipment	0	0	0	0	29,122	39,673	0	0	0	0	29,122	39,673

COST OF WAR
Operation and Maintenance (O&M) Summary Execution by Operation and Cost Breakdown Structure (CBS)
Fiscal Year 2007 - 2018
(Amounts in Thousands)
As of June 30, 2018

	Operation New Dawn (OND) / Post-OND Iraq Activities		Operation Enduring Freedom		Operation Freedom's Sentinel		Operation Noble Eagle		Operation Inherent Resolve		Summary	
	Obligations Year to Date	Disbursements Year to Date	Obligations Year to Date	Disbursements Year to Date	Obligations Year to Date	Disbursements Year to Date	Obligations Year to Date	Disbursements Year to Date	Obligations Year to Date	Disbursements Year to Date	Obligations Year to Date	Disbursements Year to Date
CBS Summary												
7.3.10 Interior Forces Training and Operations	0	0	-3,055	-2,701	90,778	109,485	0	0	0	0	87,723	106,784
7.3.14 Detainee Operations Sustainment	0	0	0	0	-1,013	-2	0	0	0	0	-1,013	-2
7.3.20 Other	0	0	4,155	-168,139	357	184,702	0	0	0	0	4,512	16,563
7.4.1 Afghanistan (CERP)	0	0	-4,560	4,627	33	2,646	0	0	0	0	-4,527	7,273
7.4.4 Afghanistan Reintegration	0	0	-4,149	-190	0	0	0	0	0	0	-4,149	-190
7.5.1 Afghanistan Infrastructure Fund - Power	0	0	3,596	55,414	0	0	0	0	0	0	3,596	55,414
7.5.3 Afghanistan Infrastructure Fund - Water	0	0	1,010	1,010	0	0	0	0	0	0	1,010	1,010
7.6.1 Trainee Equip/Support	0	0	0	0	0	0	0	0	-481	-125	-481	-125
7.6.2 U.S. Trainer/Enabler	0	0	0	0	0	0	0	0	87,203	44,146	87,203	44,146
7.7.1 Defense Forces	0	0	0	0	0	0	0	0	29,809	77,459	29,809	77,459
7.0 Other Support Sub-Total	0	0	-150,612	10,390	2,703,572	3,319,977	0	0	116,531	121,480	2,669,491	3,451,847

COST OF WAR
Operation and Maintenance (O&M) Summary Execution by Operation, Component, and Cost Breakdown Structure (CBS)
Fiscal Year 2007 - 2018
(Amounts in Thousands)
As of June 30, 2018

Component	Operation New Dawn (OND) / Post-OND Iraq Activities		Operation Enduring Freedom		Operation Freedom's Sentinel		Operation Noble Eagle		Operation Inherent Resolve		Summary	
	Obligations Year To Date	Disbursements Year To Date	Obligations Year To Date	Disbursements Year To Date	Obligations Year To Date	Disbursements Year To Date	Obligations Year To Date	Disbursements Year To Date	Obligations Year To Date	Disbursements Year To Date	Obligations Year To Date	Disbursements Year To Date
Grand Total	-26,026	728,870	-3,621,282	17,120,766	25,386,061	24,366,734	52,183	91,610	3,874,833	3,495,684	25,665,789	45,803,664
Army Total	-22,881	727,371	-3,088,984	17,410,913	11,865,646	14,571,620	36,506	75,851	1,820,512	1,702,559	10,610,799	34,488,314
1.2.1 Civilian Premium Pay	-233	2,611	-30,923	25,521	27,194	59,757	411	471	21,287	13,082	17,736	101,442
1.2.2 Civilian Temporary Hires	0	0	-3,934	-61	550	562	0	0	212	212	-3,172	713
1.0 Personnel Sub-Total	-233	2,611	-34,857	25,460	27,744	60,319	411	471	21,499	13,294	14,564	102,155
2.1 Temporary Duty (TDY)/Additional Duty (TAD)	-3,629	5,879	-154,054	24,803	150,865	129,772	4,247	5,711	27,103	20,471	24,532	186,636
2.2 Clothing and Other Personnel Equipment & Supplies	-21	169	-13,636	661,932	231,213	259,167	0	1	664	60	218,220	921,329
2.2.1 Organizational Clothing	0	0	0	0	-923	-227	0	0	0	0	-923	-227
2.3 Medical Support/Health Services	-18,053	0	-6,676	20,178	56,699	42,124	0	0	6,307	5,613	38,277	67,915
2.4 Reserve Component Activation/Deactivation	0	0	-2,180	15,673	-14,596	-6,454	0	0	0	0	-16,776	9,219
2.5 Other Personnel Support	-1,840	581	-17,086	54,085	29,665	39,860	0	0	254,068	238,017	264,807	332,543
2.6 Rest & Recreation	0	0	-6,770	10,477	1,028	0	0	0	0	0	-5,742	10,477
2.0 Personnel Support Sub-Total	-23,543	6,629	-200,402	787,148	453,951	464,242	4,247	5,712	288,142	264,161	522,395	1,527,892
3.1 Training	-5,950	7,089	-36,327	32,732	157,624	135,832	-400	3	42	43	114,989	175,699
3.2 Operations (OPTEMPO) (Fuel, Other POL, Parts)	-28,756	-5,720	-263,626	498,325	817,378	743,637	1,556	1,037	242,812	176,836	769,364	1,414,115
3.3 Other Supplies & Equipment	14,440	24,224	-105,507	1,076,014	413,300	508,178	257	721	109,253	127,463	431,743	1,736,600
3.4 Facilities/Base Support	-7,740	172,300	-717,757	1,693,418	426,160	614,911	3,006	6,303	62,229	58,814	-234,102	2,545,746
3.4.1 MRAP Vehicles Facilities and Base Support	0	0	0	20	0	0	0	0	0	0	0	20
3.5.1 Organization Level Maintenance	342	-4,133	-9,514	202,180	20,616	59,967	0	0	0	0	11,444	258,014
3.5.2 Intermediate Level Maintenance	-6,688	156,541	-53,962	480,249	252,374	225,303	0	0	0	0	191,724	862,093
3.5.3 Depot Level Maintenance	12,000	282,615	-161,042	1,451,757	489,878	1,420,058	0	0	3,458	2,691	344,294	3,157,121
3.5.4 Contractor Logistics Support	-4,697	14,420	-185,780	1,488,342	881,721	824,112	16,020	28,874	76,162	25,045	783,426	2,380,793
3.5.6 MRAP Vehicles Equipment Maintenance	0	0	0	21,856	2,514	0	0	0	0	0	21,856	2,514
3.6 (C4I)	-30,465	-123,880	-541,934	2,458,883	1,399,478	1,777,851	268	5,035	327,343	434,477	1,154,690	4,552,366
3.7 Other Services and Miscellaneous Contracts	54,382	106,306	185,564	6,409,731	2,992,599	3,541,766	9,776	26,173	456,914	319,459	3,699,235	10,403,435
3.9 Psychological Operations (Information Operations)	0	0	0	-31,047	31,047	-343	0	0	0	0	31,047	-344
3.0 Operating Support Sub-Total	-3,132	629,762	-1,889,885	15,791,650	7,904,031	9,853,786	30,483	68,146	1,278,213	1,144,828	7,319,710	27,488,172
4.1 Airlift	4,681	6,164	-221,933	279,620	176,451	330,614	0	0	11,172	79,869	-29,629	696,267
4.2 Sealift	3	2,155	10,333	22,892	43,285	43,255	0	0	9,207	9,207	62,828	77,509
4.4 Port Handling/Inland Transportation	-1,509	7,225	-65,886	144,888	197,624	128,783	1,365	1,522	96,747	69,748	228,341	352,166
4.5 Other Transportation	942	949	-1,910	11,986	-2,070	43	0	0	-2,162	-103	-5,200	12,875
4.6 Second Destination Transportation	-90	71,876	-553,558	460,375	491,492	426,786	0	0	1,177	174	-60,979	959,211
4.7 MRAP Vehicles Transportation	0	0	0	0	-59,747	1,650	0	0	0	0	-59,747	1,650
4.8 Retrograde of Personnel and Equipment	0	0	0	0	114	18,611	0	0	0	0	114	18,611
4.0 Transportation Sub-Total	4,027	88,369	-832,954	919,761	847,149	949,742	1,365	1,522	116,141	158,895	135,728	2,118,289
7.3.02 Defense Forces Sustainment	0	0	-90,535	6	1,330,141	1,562,136	0	0	0	0	1,239,606	1,562,142
7.3.03 Defense Forces Infrastructure	0	0	-2,401	-1	30,292	17,641	0	0	0	0	27,891	17,640
7.3.04 Defense Forces Equipment and Transportation	0	0	0	0	575,130	571,778	0	0	0	0	575,130	571,778
7.3.05 Defense Forces Training and Operations	0	0	-63	0	404,631	403,603	0	0	0	0	404,568	403,603
7.3.07 Interior Forces Sustainment	0	0	-34,740	-3,118	180,672	331,635	0	0	0	0	145,932	328,517
7.3.08 Interior Forces Infrastructure	0	0	-144	-14	-7,372	20,234	0	0	0	0	-7,516	20,220
7.3.09 Interior Forces Equipment	0	0	0	0	29,122	39,673	0	0	0	0	29,122	39,673
7.3.10 Interior Forces Training and Operations	0	0	-3,055	-2,701	90,778	109,485	0	0	0	0	87,723	106,784
7.3.14 Detainee Operations Sustainment	0	0	0	0	-1,013	-2	0	0	0	0	-1,013	-2
7.3.20 Other	0	0	4,155	-168,139	357	184,702	0	0	0	0	4,512	16,563
7.4.1 Afghanistan (CERP)	0	0	-4,560	4,627	33	2,646	0	0	0	0	-4,527	7,273
7.4.4 Afghanistan Reintegration	0	0	-4,149	-190	0	0	0	0	0	0	-4,149	-190
7.5.1 Afghanistan Infrastructure Fund - Power	0	0	3,596	55,414	0	0	0	0	0	0	3,596	55,414
7.5.3 Afghanistan Infrastructure Fund - Water	0	0	1,010	1,010	0	0	0	0	0	0	1,010	1,010
7.6.1 Trainee Equip/Support	0	0	0	0	0	0	0	0	-481	-125	-481	-125
7.6.2 U.S. Trainer/Enabler	0	0	0	0	0	0	0	0	87,189	44,047	87,189	44,047
7.7.1 Defense Forces	0	0	0	0	0	0	0	0	29,809	77,459	29,809	77,459
7.0 Other Support Sub-Total	0	0	-130,886	-113,106	2,632,771	3,243,531	0	0	116,517	121,381	2,618,402	3,251,806
Navy/Marine Corps Total	-1,614	1,020	-9,588	6,024	4,741,858	2,901,802	0	0	473,531	278,725	5,204,187	3,187,571
Navy Total	0	0	0	0	3,974,515	2,276,805	0	0	414,216	218,562	4,388,731	2,495,367
1.2.1 Civilian Premium Pay	0	0	0	0	29,249	27,967	0	0	300	300	29,549	28,267
1.2.2 Civilian Temporary Hires	0	0	0	0	542	542	0	0	0	0	542	542

COST OF WAR
Operation and Maintenance (O&M) Summary Execution by Operation, Component, and Cost Breakdown Structure (CBS)
Fiscal Year 2007 - 2018
(Amounts in Thousands)
As of June 30, 2018

Component	Operation New Dawn (OND) / Post-OND Iraq Activities		Operation Enduring Freedom		Operation Freedom's Sentinel		Operation Noble Eagle		Operation Inherent Resolve		Summary	
	Obligations Year To Date	Disbursements Year To Date	Obligations Year To Date	Disbursements Year To Date	Obligations Year To Date	Disbursements Year To Date	Obligations Year To Date	Disbursements Year To Date	Obligations Year To Date	Disbursements Year To Date	Obligations Year To Date	Disbursements Year To Date
1.0 Personnel Sub-Total	0	0	0	0	29,791	28,509	0	0	300	300	30,091	28,809
2.1 Temporary Duty (TDY)/Additional Duty (TAD)	0	0	0	0	80,091	47,295	0	0	3,969	3,837	84,060	51,132
2.2 Clothing and Other Personnel Equipment & Supplies	0	0	0	0	6,017	2,758	0	0	289	82	6,306	2,840
2.3 Medical Support/Health Services	0	0	0	0	2,925	2,332	0	0	0	0	2,925	2,332
2.4 Reserve Component Activation/Deactivation	0	0	0	0	1,849	823	0	0	0	0	1,849	823
2.5 Other Personnel Support	0	0	0	0	1,765	834	0	0	0	0	1,765	834
2.7 Body Armor	0	0	0	0	277	277	0	0	0	0	277	277
2.0 Personnel Support Sub-Total	0	0	0	0	92,924	54,319	0	0	4,258	3,919	97,182	58,238
3.1 Training	0	0	0	0	33,208	13,563	0	0	57	14	33,265	13,577
3.2 Operations (OPTEMPO) (Fuel, Other POL, Parts)	0	0	0	0	659,102	577,745	0	0	248,841	173,733	907,943	751,478
3.3 Other Supplies & Equipment	0	0	0	0	334,398	252,710	0	0	5,183	2,725	339,581	255,435
3.4 Facilities/Base Support	0	0	0	0	164,971	80,919	0	0	0	0	164,971	80,919
3.5.1 Organization Level Maintenance	0	0	0	0	107,984	88,610	0	0	429	0	108,413	88,610
3.5.2 Intermediate Level Maintenance	0	0	0	0	35,165	20,060	0	0	0	0	35,165	20,060
3.5.3 Depot Level Maintenance	0	0	0	0	1,923,654	944,364	0	0	64,535	15,656	1,988,189	960,020
3.5.4 Contractor Logistics Support	0	0	0	0	13,571	7,653	0	0	4,500	4,500	18,071	12,153
3.6 (C4I)	0	0	0	0	60,360	22,666	0	0	0	0	60,360	22,666
3.7 Other Services and Miscellaneous Contracts	0	0	0	0	282,798	67,686	0	0	83,018	15,126	365,816	82,812
3.8 IED Operation	0	0	0	0	1,036	339	0	0	337	84	1,373	423
3.9 Psychological Operations (Information Operations)	0	0	0	0	1,036	260	0	0	337	84	1,373	344
3.0 Operating Support Sub-Total	0	0	0	0	3,617,283	2,076,575	0	0	407,237	211,922	4,024,520	2,288,497
4.1 Airlift	0	0	0	0	96,890	47,236	0	0	2,421	2,421	99,311	49,657
4.2 Sealift	0	0	0	0	94,914	67,284	0	0	0	0	94,914	67,284
4.4 Port Handling/Inland Transportation	0	0	0	0	4,000	40	0	0	0	0	4,000	40
4.5 Other Transportation	0	0	0	0	38,261	2,574	0	0	0	0	38,261	2,574
4.6 Second Destination Transportation	0	0	0	0	452	268	0	0	0	0	452	268
4.0 Transportation Sub-Total	0	0	0	0	234,517	117,402	0	0	2,421	2,421	236,938	119,823
Marine Corps Total	-1,614	1,020	-9,588	6,024	767,343	624,997	0	0	59,315	60,163	815,456	692,204
1.2.1 Civilian Premium Pay	0	0	0	-68	1,419	558	0	0	12	12	1,431	502
1.2.2 Civilian Temporary Hires	0	0	0	1	-26	-1	0	0	0	0	-26	0
1.0 Personnel Sub-Total	0	0	0	-67	1,393	557	0	0	12	12	1,405	502
2.1 Temporary Duty (TDY)/Additional Duty (TAD)	0	0	-22	161	63,247	50,557	0	0	3,468	2,040	66,693	52,758
2.2 Clothing and Other Personnel Equipment & Supplies	0	0	-1	14	2,683	5,626	0	0	0	0	2,682	5,640
2.2.1 Organizational Clothing	0	0	0	0	1,006	76	0	0	0	0	1,006	76
2.3 Medical Support/Health Services	0	0	0	0	4,969	4,081	0	0	323	192	5,292	4,273
2.4 Reserve Component Activation/Deactivation	0	0	0	0	81	84	0	0	0	0	81	84
2.5 Other Personnel Support	0	0	0	0	18,545	14,004	0	0	5,873	3,689	24,418	17,693
2.0 Personnel Support Sub-Total	0	0	-23	175	90,531	74,428	0	0	9,664	5,921	100,172	80,524
3.1 Training	0	0	91	21	30,224	24,563	0	0	534	248	30,849	24,832
3.2 Operations (OPTEMPO) (Fuel, Other POL, Parts)	0	0	-73	1,380	87,345	61,620	0	0	1,111	1,042	88,383	64,042
3.2.1 MRAP Vehicles Operation	0	0	0	0	17,288	2,591	0	0	0	0	17,288	2,591
3.3 Other Supplies & Equipment	0	0	-382	29	97,016	76,408	0	0	1,430	892	98,064	77,329
3.4 Facilities/Base Support	0	0	-1,008	4	32,476	72,415	0	0	0	0	31,468	72,419
3.5.1 Organization Level Maintenance	0	0	0	0	1,862	1,301	0	0	0	0	1,862	1,301
3.5.2 Intermediate Level Maintenance	0	0	-1	0	9,343	3,915	0	0	0	30,838	9,342	34,753
3.5.3 Depot Level Maintenance	-1,614	1,020	-442	3,823	30,669	82,265	0	0	23,401	16,637	52,014	103,745
3.5.4 Contractor Logistics Support	0	0	-2,968	555	25,493	32,217	0	0	0	0	22,525	32,772
3.5.6 MRAP Vehicles Equipment Maintenance	0	0	-693	37	2,270	2,593	0	0	0	0	1,577	2,630
3.6 (C4I)	0	0	-29	0	9,436	6,586	0	0	994	1	10,401	6,587
3.7 Other Services and Miscellaneous Contracts	0	0	-3,954	59	243,977	123,559	0	0	22,015	4,572	262,038	128,190
3.0 Operating Support Sub-Total	-1,614	1,020	-9,459	5,908	587,399	490,033	0	0	49,485	54,230	625,811	551,191
4.1 Airlift	0	0	0	0	10,363	4,626	0	0	0	0	10,363	4,626
4.2 Sealift	0	0	0	0	12,298	109	0	0	0	0	12,298	109
4.4 Port Handling/Inland Transportation	0	0	0	0	322	228	0	0	0	0	322	228
4.5 Other Transportation	0	0	-6	15	42,308	33,601	0	0	154	0	42,456	33,616
4.6 Second Destination Transportation	0	0	-100	-7	21,693	20,163	0	0	0	0	21,593	20,156
4.7 MRAP Vehicles Transportation	0	0	0	0	14	8	0	0	0	0	14	8
4.8 Retrograde of Personnel and Equipment	0	0	0	0	1,022	1,244	0	0	0	0	1,022	1,244

COST OF WAR
Operation and Maintenance (O&M) Summary Execution by Operation, Component, and Cost Breakdown Structure (CBS)
Fiscal Year 2007 - 2018
(Amounts in Thousands)
As of June 30, 2018

Component	Operation New Dawn (OND) / Post-OND Iraq Activities		Operation Enduring Freedom		Operation Freedom's Sentinel		Operation Noble Eagle		Operation Inherent Resolve		Summary	
	Obligations Year To Date	Disbursements Year To Date	Obligations Year To Date	Disbursements Year To Date	Obligations Year To Date	Disbursements Year To Date	Obligations Year To Date	Disbursements Year To Date	Obligations Year To Date	Disbursements Year To Date	Obligations Year To Date	Disbursements Year To Date
4.0 Transportation Sub-Total	0	0	-106	8	88,020	59,979	0	0	154	0	88,068	59,987
Air Force Total	-1,531	479	-487,984	-416,782	5,835,895	5,170,445	15,677	15,759	1,296,571	1,274,713	6,658,628	6,044,614
1.2.2 Civilian Temporary Hires	1	1	-110	-109	35,582	36,551	3,129	3,274	3,505	3,592	42,107	43,309
1.0 Personnel Sub-Total	1	1	-110	-109	35,582	36,551	3,129	3,274	3,505	3,592	42,107	43,309
2.1 Temporary Duty (TDY)/Additional Duty (TAD)	-1	0	8,474	7,198	181,492	171,338	1,044	965	17,594	16,438	208,603	195,939
2.2 Clothing and Other Personnel Equipment & Supplies	0	0	-1	16	3,693	4,225	0	0	1,358	758	5,050	4,999
2.3 Medical Support/Health Services	0	0	-4	-6	14,532	16,647	54	96	-403	1,261	14,179	17,998
2.5 Other Personnel Support	0	0	-537	279	63,855	69,814	0	0	27,788	27,129	91,106	97,222
2.7 Body Armor	0	0	0	0	-74	-1,327	0	0	0	0	-74	-1,327
2.0 Personnel Support Sub-Total	-1	0	7,932	7,487	263,498	260,697	1,098	1,061	46,337	45,586	318,864	314,831
3.1 Training	0	0	-79	-69	42,201	27,811	0	0	1,985	1,949	44,107	29,691
3.2 Operations (OPTEMPO) (Fuel, Other POL, Parts)	0	0	-3,500	-3,500	319,334	337,048	11,406	11,406	905,336	903,665	1,232,576	1,248,619
3.3 Other Supplies & Equipment	-99	12	-1,774	1,071	399,502	492,367	12	7	42,701	52,624	440,342	546,081
3.4 Facilities/Base Support	0	0	-2,904	737	144,953	143,407	12	11	25,825	36,609	167,886	180,764
3.5.3 Depot Level Maintenance	0	0	-380,565	-331,700	1,848,699	1,435,565	0	0	0	387	1,468,134	1,104,252
3.6 (C4I)	0	40	-3,606	1,392	708,694	736,446	0	0	29,474	36,375	734,562	774,253
3.7 Other Services and Miscellaneous Contracts	-1,432	421	-7,522	1,765	1,132,432	923,711	0	0	102,900	130,160	1,226,378	1,056,057
3.0 Operating Support Sub-Total	-1,531	473	-399,950	-330,304	4,595,815	4,096,355	11,430	11,424	1,108,221	1,161,769	5,313,985	4,939,717
4.1 Airlift	0	5	-94,618	-94,025	841,708	708,698	0	0	133,577	58,701	880,667	673,379
4.2 Sealift	0	0	-1	0	3	0	0	0	0	0	2	0
4.4 Port Handling/Inland Transportation	0	0	0	0	44,871	10,375	0	0	0	0	44,871	10,375
4.5 Other Transportation	0	0	-1,237	169	53,179	56,415	20	0	4,915	4,964	56,877	61,548
4.8 Retrograde of Personnel and Equipment	0	0	0	0	1,239	1,354	0	0	2	2	1,241	1,356
4.0 Transportation Sub-Total	0	5	-95,856	-93,856	941,000	776,842	20	0	138,494	63,667	983,658	746,658
7.6.2 U.S. Trainer/Enabler	0	0	0	0	0	0	0	0	14	99	14	99
7.0 Other Support Sub-Total	0	0	0	0	0	0	0	0	14	99	14	99
Defense Health Program Total	0	0	-3,823	6,975	286,516	289,581	0	0	0	0	282,693	296,556
2.3 Medical Support/Health Services	0	0	-3,823	6,975	286,516	289,581	0	0	0	0	282,693	296,556
2.0 Personnel Support Sub-Total	0	0	-3,823	6,975	286,516	289,581	0	0	0	0	282,693	296,556
DODIG Total	0	0	-21	0	4,206	4,269	0	0	8,861	8,504	13,046	12,773
1.2.1 Civilian Premium Pay	0	0	0	0	601	601	0	0	1,099	1,099	1,700	1,700
1.2.2 Civilian Temporary Hires	0	0	0	0	3,401	3,402	0	0	6,318	6,317	9,719	9,719
1.0 Personnel Sub-Total	0	0	0	0	4,002	4,003	0	0	7,417	7,416	11,419	11,419
2.1 Temporary Duty (TDY)/Additional Duty (TAD)	0	0	-33	0	215	178	0	0	1,158	907	1,340	1,085
2.2 Clothing and Other Personnel Equipment & Supplies	0	0	0	0	0	0	0	0	8	63	8	63
2.0 Personnel Support Sub-Total	0	0	-33	0	215	178	0	0	1,166	970	1,348	1,148
3.1 Training	0	0	0	0	2	2	0	0	46	12	48	14
3.1.0 Care-in-Store	0	0	22	0	0	0	0	0	0	0	22	0
3.3 Other Supplies & Equipment	0	0	-5	0	3	3	0	0	1	1	-1	4
3.6 (C4I)	0	0	-5	0	0	3	0	0	0	26	-5	29
3.7 Other Services and Miscellaneous Contracts	0	0	0	0	-16	80	0	0	231	79	215	159
3.0 Operating Support Sub-Total	0	0	12	0	-11	88	0	0	278	118	279	206
Defense Agency Total	0	0	-30,882	113,636	2,651,960	1,429,017	0	0	275,358	231,183	2,896,436	1,773,836
1.2.1 Civilian Premium Pay	0	0	0	0	70,603	61,280	0	0	3,786	3,562	74,389	64,842
1.2.2 Civilian Temporary Hires	0	0	0	0	7,063	6,355	0	0	559	509	7,622	6,864
1.0 Personnel Sub-Total	0	0	0	0	77,666	67,635	0	0	4,345	4,071	82,011	71,706
2.1 Temporary Duty (TDY)/Additional Duty (TAD)	0	0	-182	-4	115,653	85,591	0	0	18,433	14,106	133,904	99,693
2.2 Clothing and Other Personnel Equipment & Supplies	0	0	0	0	1,172	1,436	0	0	26	45	1,198	1,481
2.3 Medical Support/Health Services	0	0	-20	0	3,710	1,566	0	0	787	299	4,477	1,865
2.5 Other Personnel Support	0	0	-849	1,352	31,002	31,095	0	0	0	0	30,153	32,447
2.0 Personnel Support Sub-Total	0	0	-1,051	1,348	151,537	119,688	0	0	19,246	14,450	169,732	135,486
3.1 Training	0	0	-70	0	19,001	9,481	0	0	3,208	1,121	22,139	10,602
3.2 Operations (OPTEMPO) (Fuel, Other POL, Parts)	0	0	-2	496	79,501	51,982	0	0	87,205	35,117	166,704	87,595

COST OF WAR
Operation and Maintenance (O&M) Summary Execution by Operation, Component, and Cost Breakdown Structure (CBS)
Fiscal Year 2007 - 2018
(Amounts in Thousands)
As of June 30, 2018

Component	Operation New Dawn (OND) / Post-OND Iraq Activities		Operation Enduring Freedom		Operation Freedom's Sentinel		Operation Noble Eagle		Operation Inherent Resolve		Summary	
	Obligations Year To Date	Disbursements Year To Date	Obligations Year To Date	Disbursements Year To Date	Obligations Year To Date	Disbursements Year To Date	Obligations Year To Date	Disbursements Year To Date	Obligations Year To Date	Disbursements Year To Date	Obligations Year To Date	Disbursements Year To Date
3.3 Other Supplies & Equipment	0	0	-1,317	615	77,426	65,336	0	0	18,177	7,205	94,286	73,156
3.4 Facilities/Base Support	0	0	-78	-25	4,911	2,885	0	0	0	0	4,833	2,860
3.5.1 Organization Level Maintenance	0	0	-4	0	543	203	0	0	1	1	540	204
3.5.2 Intermediate Level Maintenance	0	0	0	0	2,875	2,590	0	0	7	0	2,882	2,590
3.5.3 Depot Level Maintenance	0	0	0	-1	39,422	22,761	0	0	0	0	39,422	22,760
3.5.4 Contractor Logistics Support	0	0	-1,869	3,034	275,184	324,321	0	0	42,653	59,183	315,968	386,538
3.5.6 MRAP Vehicles Equipment Maintenance	0	0	0	0	62,876	8,053	0	0	0	0	62,876	8,053
3.6 (C4I)	0	0	-1,669	91	294,163	83,373	0	0	15,551	21,001	308,045	104,465
3.7 Other Services and Miscellaneous Contracts	0	0	-5,214	-15,961	1,250,794	475,246	0	0	59,180	71,565	1,304,760	530,850
3.0 Operating Support Sub-Total	0	0	-10,223	-11,751	2,106,696	1,046,231	0	0	225,982	195,193	2,322,455	1,229,673
4.1 Airlift	0	0	-6	13	224,707	108,888	0	0	25,400	17,281	250,101	126,182
4.2 Sealift	0	0	0	-52	4,227	5,098	0	0	0	0	4,227	5,046
4.4 Port Handling/Inland Transportation	0	0	125	582	2,753	2,147	0	0	90	68	2,968	2,797
4.5 Other Transportation	0	0	-1	0	13,361	2,759	0	0	295	120	13,655	2,879
4.6 Second Destination Transportation	0	0	0	0	128	41	0	0	0	0	128	41
4.0 Transportation Sub-Total	0	0	118	543	245,176	118,933	0	0	25,785	17,469	271,079	136,945
6.2.1 Basic Research	0	0	0	0	84	84	0	0	0	0	84	84
6.0 Investment Sub-Total	0	0	0	0	84	84	0	0	0	0	84	84
7.1.90 Coalition Readiness Support Program (CRSP)	0	0	0	0	9,070	16,422	0	0	0	0	9,070	16,422
7.2.1 Transportation Support	0	0	-17,178	24,729	13,125	11,417	0	0	0	0	-4,053	36,146
7.2.2 Logistic Support	0	0	-2,548	98,767	48,606	48,607	0	0	0	0	46,058	147,374
7.0 Other Support Sub-Total	0	0	-19,726	123,496	70,801	76,446	0	0	0	0	51,075	199,942

COST OF WAR
Operation and Maintenance (O&M) Summary Execution by Operation, Component, Appropriation and Cost Breakdown Structure (CBS)
Fiscal Year 2007 - 2018
(Amounts in Thousands)
As of June 30, 2018

Component and Appropriation	Operation New Dawn (OND) / Post-OND Iraq Activities		Operation Enduring Freedom		Operation Freedom's Sentinel		Operation Noble Eagle		Operation Inherent Resolve		Summary	
	Obligations Year to Date	Disbursements Year to Date	Obligations Year to Date	Disbursements Year to Date	Obligations Year to Date	Disbursements Year to Date	Obligations Year to Date	Disbursements Year to Date	Obligations Year to Date	Disbursements Year to Date	Obligations Year to Date	Disbursements Year to Date
Grand Total	-26,026	728,870	-3,621,282	17,120,766	25,386,081	24,366,734	52,183	91,610	3,874,833	3,495,684	25,665,789	45,803,664
Army Total	-22,881	727,371	-3,088,984	17,410,913	11,865,646	14,571,620	36,506	75,851	1,820,512	1,702,559	10,610,799	34,488,314
Army Active Total	-22,869	727,383	-3,062,031	17,316,677	11,780,818	14,492,109	36,506	75,851	1,820,512	1,702,558	10,552,936	34,314,578
Operation and Maintenance, Army												
1.2.1 Civilian Premium Pay	-221	2,623	-30,057	25,836	27,102	59,610	411	471	21,287	13,082	18,522	101,622
1.2.2 Civilian Temporary Hires	0	0	-3,934	-61	550	562	0	0	212	212	-3,172	713
1.0 Personnel Sub-Total	-221	2,623	-33,991	25,775	27,652	60,172	411	471	21,499	13,294	15,350	102,335
2.1 Temporary Duty (TDY)/Additional Duty (TAD)	-3,629	5,879	-150,230	17,821	137,397	116,927	4,247	5,711	27,103	20,470	14,888	166,808
2.2 Clothing and Other Personnel Equipment & Supplies	-21	169	-13,524	660,674	231,082	258,601	0	1	664	60	218,201	919,505
2.2.1 Organizational Clothing	0	0	0	0	-923	-227	0	0	0	0	-923	-227
2.3 Medical Support/Health Services	-18,053	0	-6,631	19,431	54,627	40,507	0	0	6,307	5,613	36,250	65,551
2.4 Reserve Component Activation/Deactivation	0	0	-80	9,524	-1	53	0	0	0	0	-81	9,577
2.5 Other Personnel Support	-1,840	581	-15,337	50,743	14,769	30,322	0	0	254,068	238,017	251,660	319,663
2.6 Rest & Recreation	0	0	-6,770	10,477	1,028	0	0	0	0	0	-5,742	10,477
2.0 Personnel Support Sub-Total	-23,543	6,629	-192,572	768,670	437,979	446,183	4,247	5,712	288,142	264,160	514,253	1,491,354
3.1 Training	-5,950	7,089	-36,324	32,533	157,432	135,596	-400	3	42	43	114,800	175,264
3.2 Operations (OPTEMPO) (Fuel, Other POL, Parts)	-28,756	-5,720	-262,808	488,900	790,677	721,228	1,556	1,037	242,812	176,836	743,481	1,382,281
3.3 Other Supplies & Equipment	14,440	24,224	-102,454	1,065,186	405,312	496,703	257	721	109,253	127,463	426,808	1,714,297
3.4 Facilities/Base Support	-7,740	172,300	-713,112	1,688,333	422,164	608,726	3,006	6,303	62,229	58,814	-233,453	2,534,476
3.4.1 MRAP Vehicles Facilities and Base Support	0	0	0	20	0	0	0	0	0	0	0	20
3.5.1 Organization Level Maintenance	342	-4,133	-9,514	202,180	20,616	59,967	0	0	0	0	11,444	258,014
3.5.2 Intermediate Level Maintenance	-6,688	156,541	-53,962	480,249	252,374	225,303	0	0	0	0	191,724	862,093
3.5.3 Depot Level Maintenance	12,000	282,615	-161,035	1,451,763	489,878	1,420,058	0	0	3,458	2,691	344,301	3,157,127
3.5.4 Contractor Logistics Support	-4,697	14,420	-185,746	1,488,343	881,051	823,131	16,020	28,874	76,162	25,045	782,790	2,379,813
3.5.6 MRAP Vehicles Equipment Maintenance	0	0	0	0	21,856	2,514	0	0	0	0	21,856	2,514
3.6 (C4I)	-30,465	-123,880	-539,443	2,441,329	1,388,371	1,769,621	268	5,035	327,343	434,477	1,146,074	4,526,582
3.7 Other Services and Miscellaneous Contracts	54,382	106,306	191,460	6,378,387	2,984,218	3,534,381	9,776	26,173	456,914	319,459	3,696,750	10,364,706
3.9 Psychological Operations (Information Operations)	0	0	0	-1	31,047	-343	0	0	0	0	31,047	-344
3.0 Operating Support Sub-Total	-3,132	629,762	-1,872,938	15,717,222	7,844,996	9,796,885	30,483	68,146	1,278,213	1,144,828	7,277,622	27,356,843
4.1 Airlift	4,681	6,164	-221,933	279,620	176,451	330,614	0	0	11,172	79,869	-29,629	696,267
4.2 Sealift	3	2,155	10,333	22,892	43,285	43,255	0	0	9,207	9,207	62,828	77,509
4.4 Port Handling/Inland Transportation	-1,509	7,225	-64,569	143,915	187,895	124,383	1,365	1,522	96,747	69,748	219,929	346,793
4.5 Other Transportation	942	949	-1,908	11,324	-2,070	39	0	0	-2,162	-103	-5,198	12,209
4.6 Second Destination Transportation	-90	71,876	-553,567	460,365	491,492	426,786	0	0	1,177	174	-60,988	959,201
4.7 MRAP Vehicles Transportation	0	0	0	0	-59,747	1,650	0	0	0	0	-59,747	1,650
4.8 Retrograde of Personnel and Equipment	0	0	0	0	114	18,611	0	0	0	0	114	18,611
4.0 Transportation Sub-Total	4,027	88,369	-831,644	918,116	837,420	945,338	1,365	1,522	116,141	158,895	127,309	2,112,240
7.4.1 Afghanistan (CERP)	0	0	-4,560	4,627	33	2,646	0	0	0	0	-4,527	7,273
7.4.4 Afghanistan Reintegration	0	0	-4,149	-190	0	0	0	0	0	0	-4,149	-190
7.6.1 Trainee Equip/Support	0	0	0	0	0	0	0	0	-481	-125	-481	-125
7.6.2 U.S. Trainer/Enabler	0	0	0	0	0	0	0	0	87,189	44,047	87,189	44,047
7.0 Other Support Sub-Total	0	0	-8,709	4,437	33	2,646	0	0	86,708	43,922	78,032	51,005
Afghanistan Security Forces Fund, Army												
7.3.02 Defense Forces Sustainment	0	0	-90,535	6	1,330,141	1,562,136	0	0	0	0	1,239,606	1,562,142
7.3.03 Defense Forces Infrastructure	0	0	-2,401	-1	30,292	17,641	0	0	0	0	27,891	17,640
7.3.04 Defense Forces Equipment and Transportation	0	0	0	0	575,130	571,778	0	0	0	0	575,130	571,778
7.3.05 Defense Forces Training and Operations	0	0	-63	0	404,631	403,603	0	0	0	0	404,568	403,603
7.3.07 Interior Forces Sustainment	0	0	-34,740	-3,118	180,672	331,635	0	0	0	0	145,932	328,517
7.3.08 Interior Forces Infrastructure	0	0	-144	-14	-7,372	20,234	0	0	0	0	-7,516	20,220
7.3.09 Interior Forces Equipment	0	0	0	0	29,122	39,673	0	0	0	0	29,122	39,673
7.3.10 Interior Forces Training and Operations	0	0	-3,055	-2,701	90,778	109,485	0	0	0	0	87,723	106,784
7.3.14 Detainee Operations Sustainment	0	0	0	0	-1,013	-2	0	0	0	0	-1,013	-2
7.3.20 Other	0	0	4,155	-168,139	357	184,702	0	0	0	0	4,512	16,563
7.0 Other Support Sub-Total	0	0	-126,783	-173,967	2,632,738	3,240,885	0	0	0	0	2,505,955	3,066,918
Afghanistan Infrastructure Fund, Army												
7.5.1 Afghanistan Infrastructure Fund - Power	0	0	3,596	55,414	0	0	0	0	0	0	3,596	55,414
7.5.3 Afghanistan Infrastructure Fund - Water	0	0	1,010	1,010	0	0	0	0	0	0	1,010	1,010

COST OF WAR
Operation and Maintenance (O&M) Summary Execution by Operation, Component, Appropriation and Cost Breakdown Structure (CBS)
Fiscal Year 2007 - 2018
(Amounts in Thousands)
As of June 30, 2018

Component and Appropriation	Operation New Dawn (OND) / Post-OND Iraq Activities		Operation Enduring Freedom		Operation Freedom's Sentinel		Operation Noble Eagle		Operation Inherent Resolve		Summary	
	Obligations Year to Date	Disbursements Year to Date	Obligations Year to Date	Disbursements Year to Date	Obligations Year to Date	Disbursements Year to Date	Obligations Year to Date	Disbursements Year to Date	Obligations Year to Date	Disbursements Year to Date	Obligations Year to Date	Disbursements Year to Date
7.0 Other Support Sub-Total	0	0	4,606	56,424	0	0	0	0	0	0	4,606	56,424
Iraq Train and Equip Fund												
7.7.1 Defense Forces	0	0	0	0	0	0	0	0	29,809	77,459	29,809	77,459
7.0 Other Support Sub-Total	0	0	0	0	0	0	0	0	29,809	77,459	29,809	77,459
Army Reserve Total	0	0	-7,568	32,683	14,909	18,315	0	0	0	1	7,341	50,999
Operation and Maintenance, Army Reserve												
1.2.1 Civilian Premium Pay	0	0	-12	7	-8	10	0	0	0	0	-20	17
1.0 Personnel Sub-Total	0	0	-12	7	-8	10	0	0	0	0	-20	17
2.1 Temporary Duty (TDY)/Additional Duty (TAD)	0	0	-3,796	6,681	13,406	12,779	0	0	0	0	9,610	19,461
2.3 Medical Support/Health Services	0	0	-21	47	67	27	0	0	0	0	46	74
2.4 Reserve Component Activation/Deactivation	0	0	0	0	-23,557	-13,489	0	0	0	0	-23,557	-13,489
2.5 Other Personnel Support	0	0	-1,669	2,877	14,811	9,385	0	0	0	0	13,142	12,262
2.0 Personnel Support Sub-Total	0	0	-5,486	9,605	4,727	8,702	0	0	0	0	-759	18,308
3.1 Training	0	0	-2	200	80	53	0	0	0	0	78	253
3.2 Operations (OPTEMPO) (Fuel, Other POL, Parts)	0	0	-7	109	29	24	0	0	0	0	22	133
3.3 Other Supplies & Equipment	0	0	-576	3,233	170	380	0	0	0	0	-406	3,613
3.4 Facilities/Base Support	0	0	-51	1,784	3,472	3,121	0	0	0	0	3,421	4,905
3.5.3 Depot Level Maintenance	0	0	-7	-6	0	0	0	0	0	0	-7	-6
3.6 (C4I)	0	0	-1	572	15	16	0	0	0	0	14	588
3.7 Other Services and Miscellaneous Contracts	0	0	-220	16,293	4,851	4,777	0	0	0	0	4,631	21,070
3.0 Operating Support Sub-Total	0	0	-864	22,185	8,617	8,371	0	0	0	0	7,753	30,556
4.4 Port Handling/Inland Transportation	0	0	-1,206	885	1,573	1,232	0	0	0	0	367	2,117
4.6 Second Destination Transportation	0	0	0	1	0	0	0	0	0	0	0	1
4.0 Transportation Sub-Total	0	0	-1,206	886	1,573	1,232	0	0	0	0	367	2,118
Army National Guard Total	-12	-12	-19,385	61,553	69,919	61,196	0	0	0	0	50,522	122,737
Operation and Maintenance, Army Natl Guard												
1.2.1 Civilian Premium Pay	-12	-12	-854	-322	100	137	0	0	0	0	-766	-197
1.0 Personnel Sub-Total	-12	-12	-854	-322	100	137	0	0	0	0	-766	-197
2.1 Temporary Duty (TDY)/Additional Duty (TAD)	0	0	-28	301	62	66	0	0	0	0	34	367
2.2 Clothing and Other Personnel Equipment & Supplies	0	0	-112	1,258	131	566	0	0	0	0	19	1,824
2.3 Medical Support/Health Services	0	0	-24	700	2,005	1,590	0	0	0	0	1,981	2,290
2.4 Reserve Component Activation/Deactivation	0	0	-2,100	6,149	8,962	6,982	0	0	0	0	6,862	13,131
2.5 Other Personnel Support	0	0	-80	465	85	153	0	0	0	0	5	618
2.0 Personnel Support Sub-Total	0	0	-2,344	8,873	11,245	9,357	0	0	0	0	8,901	18,230
3.1 Training	0	0	-1	-1	112	183	0	0	0	0	111	182
3.2 Operations (OPTEMPO) (Fuel, Other POL, Parts)	0	0	-811	9,316	26,672	22,385	0	0	0	0	25,861	31,701
3.3 Other Supplies & Equipment	0	0	-2,477	7,595	7,818	11,095	0	0	0	0	5,341	18,690
3.4 Facilities/Base Support	0	0	-4,594	3,301	524	3,064	0	0	0	0	-4,070	6,365
3.5.4 Contractor Logistics Support	0	0	0	-1	670	981	0	0	0	0	636	980
3.6 (C4I)	0	0	-2,490	16,982	11,092	8,214	0	0	0	0	8,602	25,196
3.7 Other Services and Miscellaneous Contracts	0	0	-5,676	15,051	3,530	2,608	0	0	0	0	-2,146	17,659
3.0 Operating Support Sub-Total	0	0	-16,083	52,243	50,418	48,530	0	0	0	0	34,335	100,773
4.4 Port Handling/Inland Transportation	0	0	-111	88	8,156	3,168	0	0	0	0	8,045	3,256
4.5 Other Transportation	0	0	-2	662	0	4	0	0	0	0	-2	666
4.6 Second Destination Transportation	0	0	9	9	0	0	0	0	0	0	9	9
4.0 Transportation Sub-Total	0	0	-104	759	8,156	3,172	0	0	0	0	8,052	3,931
Navy/Marine Corps Total	-1,614	1,020	-9,588	6,024	4,741,858	2,901,802	0	0	473,531	278,725	5,204,187	3,187,571
Navy Total	0	0	0	0	3,974,515	2,276,805	0	0	414,216	218,562	4,388,731	2,495,367
Navy Active Total	0	0	0	0	3,955,903	2,266,556	0	0	414,216	218,562	4,370,119	2,485,118
Operation and Maintenance, Navy												
1.2.1 Civilian Premium Pay	0	0	0	0	29,249	27,967	0	0	300	300	29,549	28,267
1.2.2 Civilian Temporary Hires	0	0	0	0	542	542	0	0	0	0	542	542

COST OF WAR
Operation and Maintenance (O&M) Summary Execution by Operation, Component, Appropriation and Cost Breakdown Structure (CBS)
Fiscal Year 2007 - 2018
(Amounts in Thousands)
As of June 30, 2018

Component and Appropriation	Operation New Dawn (OND) / Post-OND Iraq Activities		Operation Enduring Freedom		Operation Freedom's Sentinel		Operation Noble Eagle		Operation Inherent Resolve		Summary	
	Obligations Year to Date	Disbursements Year to Date	Obligations Year to Date	Disbursements Year to Date	Obligations Year to Date	Disbursements Year to Date	Obligations Year to Date	Disbursements Year to Date	Obligations Year to Date	Disbursements Year to Date	Obligations Year to Date	Disbursements Year to Date
1.0 Personnel Sub-Total	0	0	0	0	29,791	28,509	0	0	300	300	30,091	28,809
2.1 Temporary Duty (TDY)/Additional Duty (TAD)	0	0	0	0	80,091	47,295	0	0	3,969	3,837	84,060	51,132
2.2 Clothing and Other Personnel Equipment & Supplies	0	0	0	0	4,892	2,700	0	0	289	82	5,181	2,782
2.3 Medical Support/Health Services	0	0	0	0	2,630	2,038	0	0	0	0	2,630	2,038
2.5 Other Personnel Support	0	0	0	0	1,765	834	0	0	0	0	1,765	834
2.7 Body Armor	0	0	0	0	277	277	0	0	0	0	277	277
2.0 Personnel Support Sub-Total	0	0	0	0	89,655	53,144	0	0	4,258	3,919	93,913	57,063
3.1 Training	0	0	0	0	32,576	13,452	0	0	57	14	32,633	13,466
3.2 Operations (OPTEMPO) (Fuel, Other POL, Parts)	0	0	0	0	659,102	577,745	0	0	248,841	173,733	907,943	751,478
3.3 Other Supplies & Equipment	0	0	0	0	334,397	252,709	0	0	5,183	2,725	339,580	255,434
3.4 Facilities/Base Support	0	0	0	0	164,168	80,919	0	0	0	0	164,168	80,919
3.5.1 Organization Level Maintenance	0	0	0	0	107,973	88,599	0	0	429	0	108,402	88,599
3.5.2 Intermediate Level Maintenance	0	0	0	0	35,165	20,060	0	0	0	0	35,165	20,060
3.5.3 Depot Level Maintenance	0	0	0	0	1,910,885	935,416	0	0	64,535	15,656	1,975,420	951,072
3.5.4 Contractor Logistics Support	0	0	0	0	13,571	7,653	0	0	4,500	4,500	18,071	12,153
3.6 (C4I)	0	0	0	0	60,360	22,666	0	0	0	0	60,360	22,666
3.7 Other Services and Miscellaneous Contracts	0	0	0	0	281,676	67,686	0	0	83,018	15,126	364,694	82,812
3.8 IED Operation	0	0	0	0	1,036	339	0	0	337	84	1,373	423
3.9 Psychological Operations (Information Operations)	0	0	0	0	1,036	260	0	0	337	84	1,373	344
3.0 Operating Support Sub-Total	0	0	0	0	3,601,945	2,067,504	0	0	407,237	211,922	4,009,182	2,279,426
4.1 Airlift	0	0	0	0	96,890	47,236	0	0	2,421	2,421	99,311	49,657
4.2 Sealift	0	0	0	0	94,914	67,284	0	0	0	0	94,914	67,284
4.4 Port Handling/Inland Transportation	0	0	0	0	4,000	40	0	0	0	0	4,000	40
4.5 Other Transportation	0	0	0	0	38,261	2,574	0	0	0	0	38,261	2,574
4.6 Second Destination Transportation	0	0	0	0	447	265	0	0	0	0	447	265
4.0 Transportation Sub-Total	0	0	0	0	234,512	117,399	0	0	2,421	2,421	236,933	119,820
Navy Reserve Total	0	0	0	0	18,612	10,249	0	0	0	0	18,612	10,249
Operation and Maintenance, Navy Reserve												
2.2 Clothing and Other Personnel Equipment & Supplies	0	0	0	0	1,125	58	0	0	0	0	1,125	58
2.3 Medical Support/Health Services	0	0	0	0	295	294	0	0	0	0	295	294
2.4 Reserve Component Activation/Deactivation	0	0	0	0	1,849	823	0	0	0	0	1,849	823
2.0 Personnel Support Sub-Total	0	0	0	0	3,269	1,175	0	0	0	0	3,269	1,175
3.1 Training	0	0	0	0	632	111	0	0	0	0	632	111
3.3 Other Supplies & Equipment	0	0	0	0	1	1	0	0	0	0	1	1
3.4 Facilities/Base Support	0	0	0	0	803	0	0	0	0	0	803	0
3.5.1 Organization Level Maintenance	0	0	0	0	11	11	0	0	0	0	11	11
3.5.3 Depot Level Maintenance	0	0	0	0	12,769	8,948	0	0	0	0	12,769	8,948
3.7 Other Services and Miscellaneous Contracts	0	0	0	0	1,122	0	0	0	0	0	1,122	0
3.0 Operating Support Sub-Total	0	0	0	0	15,338	9,071	0	0	0	0	15,338	9,071
4.6 Second Destination Transportation	0	0	0	0	5	3	0	0	0	0	5	3
4.0 Transportation Sub-Total	0	0	0	0	5	3	0	0	0	0	5	3
Marine Corps Total	-1,614	1,020	-9,588	6,024	767,343	624,997	0	0	59,315	60,163	815,456	692,204
Marine Corps Active Total	-1,614	1,020	-9,565	5,806	764,126	623,641	0	0	59,315	60,163	812,262	690,630
Operation and Maintenance, Marine Corps												
1.2.1 Civilian Premium Pay	0	0	0	-68	1,419	558	0	0	12	12	1,431	502
1.2.2 Civilian Temporary Hires	0	0	0	1	-26	-1	0	0	0	0	-26	0
1.0 Personnel Sub-Total	0	0	0	-67	1,393	557	0	0	12	12	1,405	502
2.1 Temporary Duty (TDY)/Additional Duty (TAD)	0	0	-22	-16	63,111	50,550	0	0	3,468	2,040	66,557	52,574
2.2 Clothing and Other Personnel Equipment & Supplies	0	0	-1	14	2,683	5,625	0	0	0	0	2,682	5,639
2.2.1 Organizational Clothing	0	0	0	0	1,006	76	0	0	0	0	1,006	76
2.3 Medical Support/Health Services	0	0	0	0	4,969	4,081	0	0	323	192	5,292	4,273
2.4 Reserve Component Activation/Deactivation	0	0	0	0	2	2	0	0	0	0	2	2
2.5 Other Personnel Support	0	0	0	0	18,545	14,004	0	0	5,873	3,689	24,418	17,693
2.0 Personnel Support Sub-Total	0	0	-23	-2	90,316	74,338	0	0	9,664	5,921	99,957	80,257
3.1 Training	0	0	91	21	27,083	23,409	0	0	534	248	27,708	23,678

COST OF WAR
Operation and Maintenance (O&M) Summary Execution by Operation, Component, Appropriation and Cost Breakdown Structure (CBS)
Fiscal Year 2007 - 2018
(Amounts in Thousands)
As of June 30, 2018

Component and Appropriation	Operation New Dawn (OND) / Post-OND Iraq Activities		Operation Enduring Freedom		Operation Freedom's Sentinel		Operation Noble Eagle		Operation Inherent Resolve		Summary	
	Obligations Year to Date	Disbursements Year to Date	Obligations Year to Date	Disbursements Year to Date	Obligations Year to Date	Disbursements Year to Date	Obligations Year to Date	Disbursements Year to Date	Obligations Year to Date	Disbursements Year to Date	Obligations Year to Date	Disbursements Year to Date
3.2 Operations (OPTEMPO) (Fuel, Other POL, Parts)	0	0	-73	1,380	88,072	62,096	0	0	1,111	1,042	89,110	64,518
3.2.1 MRAP Vehicles Operation	0	0	0	0	17,288	2,591	0	0	0	0	17,288	2,591
3.3 Other Supplies & Equipment	0	0	-382	29	97,016	76,408	0	0	1,430	892	98,064	77,329
3.4 Facilities/Base Support	0	0	-1,008	4	32,476	72,415	0	0	0	0	31,468	72,419
3.5.1 Organization Level Maintenance	0	0	0	0	1,862	1,301	0	0	0	0	1,862	1,301
3.5.2 Intermediate Level Maintenance	0	0	-1	0	9,343	3,915	0	0	0	30,838	9,342	34,753
3.5.3 Depot Level Maintenance	-1,614	1,020	-442	3,823	30,669	82,265	0	0	23,401	16,637	52,014	103,745
3.5.4 Contractor Logistics Support	0	0	-2,968	555	25,493	32,217	0	0	0	0	22,525	32,772
3.5.6 MRAP Vehicles Equipment Maintenance	0	0	-693	37	2,270	2,593	0	0	0	0	1,577	2,630
3.6 (C4I)	0	0	-29	0	9,436	6,586	0	0	994	1	10,401	6,587
3.7 Other Services and Miscellaneous Contracts	0	0	-3,931	18	243,389	122,971	0	0	22,015	4,572	261,473	127,561
3.0 Operating Support Sub-Total	-1,614	1,020	-9,436	5,867	584,397	488,767	0	0	49,485	54,230	622,832	549,884
4.1 Airlift	0	0	0	0	10,363	4,626	0	0	0	0	10,363	4,626
4.2 Sealift	0	0	0	0	12,298	109	0	0	0	0	12,298	109
4.4 Port Handling/Inland Transportation	0	0	0	0	322	228	0	0	0	0	322	228
4.5 Other Transportation	0	0	-6	15	42,308	33,601	0	154	0	0	42,456	33,616
4.6 Second Destination Transportation	0	0	-100	-7	21,693	20,163	0	0	0	0	21,593	20,156
4.7 MRAP Vehicles Transportation	0	0	0	0	14	8	0	0	0	0	14	8
4.8 Retrograde of Personnel and Equipment	0	0	0	0	1,022	1,244	0	0	0	0	1,022	1,244
4.0 Transportation Sub-Total	0	0	-106	8	88,020	59,979	0	0	154	0	88,068	59,987
Marine Corps Reserve Total	0	0	-23	218	3,217	1,356	0	0	0	0	3,194	1,574
Operation and Maintenance, USMC Reserve												
2.1 Temporary Duty (TDY)/Additional Duty (TAD)	0	0	0	177	136	7	0	0	0	0	136	184
2.2 Clothing and Other Personnel Equipment & Supplies	0	0	0	0	0	1	0	0	0	0	0	1
2.4 Reserve Component Activation/Deactivation	0	0	0	0	79	82	0	0	0	0	79	82
2.0 Personnel Support Sub-Total	0	0	0	177	215	90	0	0	0	0	215	267
3.1 Training	0	0	0	0	3,141	1,154	0	0	0	0	3,141	1,154
3.2 Operations (OPTEMPO) (Fuel, Other POL, Parts)	0	0	0	0	-727	-476	0	0	0	0	-727	-476
3.7 Other Services and Miscellaneous Contracts	0	0	-23	41	588	588	0	0	0	0	565	629
3.0 Operating Support Sub-Total	0	0	-23	41	3,002	1,266	0	0	0	0	2,979	1,307
Air Force Total	-1,531	479	-487,984	-416,782	5,835,895	5,170,445	15,677	15,759	1,296,571	1,274,713	6,658,628	6,044,614
Air Force Active Total	-1,531	474	-487,984	-416,782	5,818,654	5,155,584	15,677	15,759	1,296,494	1,274,696	6,641,310	6,029,731
Operation and Maintenance, Air Force												
1.2.2 Civilian Temporary Hires	1	1	-110	-109	35,582	36,551	3,129	3,274	3,505	3,592	42,107	43,309
1.0 Personnel Sub-Total	1	1	-110	-109	35,582	36,551	3,129	3,274	3,505	3,592	42,107	43,309
2.1 Temporary Duty (TDY)/Additional Duty (TAD)	-1	0	8,474	7,198	178,098	168,850	1,044	965	17,595	16,437	205,210	193,450
2.2 Clothing and Other Personnel Equipment & Supplies	0	0	-1	16	3,693	4,225	0	0	1,358	758	5,050	4,999
2.3 Medical Support/Health Services	0	0	-4	-6	14,532	16,647	54	96	-403	1,261	14,179	17,998
2.5 Other Personnel Support	0	0	-537	279	63,855	69,814	0	0	27,788	27,129	91,106	97,222
2.7 Body Armor	0	0	0	0	-74	-1,327	0	0	0	0	-74	-1,327
2.0 Personnel Support Sub-Total	-1	0	7,932	7,487	260,104	258,209	1,098	1,061	46,338	45,585	315,471	312,342
3.1 Training	0	0	-79	-69	42,197	27,807	0	0	1,985	1,949	44,103	29,687
3.2 Operations (OPTEMPO) (Fuel, Other POL, Parts)	0	0	-3,500	-3,500	319,334	337,048	11,406	11,406	905,336	903,665	1,232,576	1,248,619
3.3 Other Supplies & Equipment	-99	7	-1,774	1,071	398,281	491,438	12	7	42,623	52,608	439,043	545,131
3.4 Facilities/Base Support	0	0	-2,904	737	142,878	141,409	12	11	25,825	36,609	165,811	178,766
3.5.3 Depot Level Maintenance	0	0	-380,565	-331,700	1,839,577	1,426,739	0	0	0	387	1,459,012	1,095,426
3.6 (C4I)	0	40	-3,606	1,392	708,670	736,444	0	0	29,474	36,375	734,538	774,251
3.7 Other Services and Miscellaneous Contracts	-1,432	421	-7,522	1,765	1,131,031	923,097	0	0	102,900	130,160	1,224,977	1,055,443
3.0 Operating Support Sub-Total	-1,531	468	-399,950	-330,304	4,581,968	4,083,982	11,430	11,424	1,108,143	1,161,753	5,300,060	4,927,323
4.1 Airlift	0	5	-94,618	-94,025	841,708	708,698	0	0	133,577	58,701	880,667	673,379
4.2 Sealift	0	0	-1	0	3	0	0	0	0	0	2	0
4.4 Port Handling/Inland Transportation	0	0	0	0	44,871	10,375	0	0	0	0	44,871	10,375
4.5 Other Transportation	0	0	-1,237	169	53,179	56,415	20	0	4,915	4,964	56,877	61,548
4.8 Retrograde of Personnel and Equipment	0	0	0	0	1,239	1,354	0	0	2	2	1,241	1,356
4.0 Transportation Sub-Total	0	5	-95,856	-93,856	941,000	776,842	20	0	138,494	63,667	983,658	746,658
7.6.2 U.S. Trainer/Enabler	0	0	0	0	0	0	0	0	14	99	14	99

COST OF WAR
Operation and Maintenance (O&M) Summary Execution by Operation, Component, Appropriation and Cost Breakdown Structure (CBS)
Fiscal Year 2007 - 2018
(Amounts in Thousands)
As of June 30, 2018

Component and Appropriation	Operation New Dawn (OND) / Post-OND Iraq Activities		Operation Enduring Freedom		Operation Freedom's Sentinel		Operation Noble Eagle		Operation Inherent Resolve		Summary	
	Obligations Year to Date	Disbursements Year to Date	Obligations Year to Date	Disbursements Year to Date	Obligations Year to Date	Disbursements Year to Date	Obligations Year to Date	Disbursements Year to Date	Obligations Year to Date	Disbursements Year to Date	Obligations Year to Date	Disbursements Year to Date
7.0 Other Support Sub-Total	0	0	0	0	0	0	0	0	14	99	14	99
Air Force Reserve Total	0	5	0	0	13,976	12,938	0	0	77	17	14,053	12,960
Operation and Maintenance, Air Force Reserve												
2.1 Temporary Duty (TDY)/Additional Duty (TAD)	0	0	0	0	3,144	2,292	0	0	-1	1	3,143	2,293
2.0 Personnel Support Sub-Total	0	0	0	0	3,144	2,292	0	0	-1	1	3,143	2,293
3.3 Other Supplies & Equipment	0	5	0	0	162	149	0	0	78	16	240	170
3.4 Facilities/Base Support	0	0	0	0	1,548	1,671	0	0	0	0	1,548	1,671
3.5.3 Depot Level Maintenance	0	0	0	0	9,122	8,826	0	0	0	0	9,122	8,826
3.0 Operating Support Sub-Total	0	5	0	0	10,832	10,646	0	0	78	16	10,910	10,667
Air Force National Guard Total	0	0	0	0	3,265	1,923	0	0	0	0	3,265	1,923
Operation and Maintenance, Air Natl Guard												
2.1 Temporary Duty (TDY)/Additional Duty (TAD)	0	0	0	0	250	196	0	0	0	0	250	196
2.0 Personnel Support Sub-Total	0	0	0	0	250	196	0	0	0	0	250	196
3.1 Training	0	0	0	0	4	4	0	0	0	0	4	4
3.3 Other Supplies & Equipment	0	0	0	0	1,059	780	0	0	0	0	1,059	780
3.4 Facilities/Base Support	0	0	0	0	527	327	0	0	0	0	527	327
3.6 (C4I)	0	0	0	0	24	2	0	0	0	0	24	2
3.7 Other Services and Miscellaneous Contracts	0	0	0	0	1,401	614	0	0	0	0	1,401	614
3.0 Operating Support Sub-Total	0	0	0	0	3,015	1,727	0	0	0	0	3,015	1,727
Defense Health Program Total	0	0	-3,823	6,975	286,516	289,581	0	0	0	0	282,693	296,556
Defense Health Program, Defense												
2.3 Medical Support/Health Services	0	0	-3,823	6,975	286,516	289,581	0	0	0	0	282,693	296,556
2.0 Personnel Support Sub-Total	0	0	-3,823	6,975	286,516	289,581	0	0	0	0	282,693	296,556
DODIG Total	0	0	-21	0	4,206	4,269	0	0	8,861	8,504	13,046	12,773
Office of the Inspector General, Defense												
1.2.1 Civilian Premium Pay	0	0	0	0	601	601	0	0	1,099	1,099	1,700	1,700
1.2.2 Civilian Temporary Hires	0	0	0	0	3,401	3,402	0	0	6,318	6,317	9,719	9,719
1.0 Personnel Sub-Total	0	0	0	0	4,002	4,003	0	0	7,417	7,416	11,419	11,419
2.1 Temporary Duty (TDY)/Additional Duty (TAD)	0	0	-33	0	215	178	0	0	1,158	907	1,340	1,085
2.2 Clothing and Other Personnel Equipment & Supplies	0	0	0	0	0	0	0	0	8	63	8	63
2.0 Personnel Support Sub-Total	0	0	-33	0	215	178	0	0	1,166	970	1,348	1,148
3.1 Training	0	0	0	0	2	2	0	0	46	12	48	14
3.1.0 Care-in-Store	0	0	22	0	0	0	0	0	0	0	22	0
3.3 Other Supplies & Equipment	0	0	-5	0	3	3	0	0	1	1	-1	4
3.6 (C4I)	0	0	-5	0	0	3	0	0	0	26	-5	29
3.7 Other Services and Miscellaneous Contracts	0	0	0	0	-16	80	0	0	231	79	215	159
3.0 Operating Support Sub-Total	0	0	12	0	-11	88	0	0	278	118	279	206
Defense Agency Total	0	0	-30,882	113,636	2,651,960	1,429,017	0	0	275,358	231,183	2,896,436	1,773,836
Operation and Maintenance, Defense-Wide												
1.2.1 Civilian Premium Pay	0	0	0	0	70,603	61,280	0	0	3,786	3,562	74,389	64,842
1.2.2 Civilian Temporary Hires	0	0	0	0	7,063	6,355	0	0	559	509	7,622	6,864
1.0 Personnel Sub-Total	0	0	0	0	77,666	67,635	0	0	4,345	4,071	82,011	71,706
2.1 Temporary Duty (TDY)/Additional Duty (TAD)	0	0	-182	-4	115,653	85,591	0	0	18,433	14,106	133,904	99,693
2.2 Clothing and Other Personnel Equipment & Supplies	0	0	0	0	1,172	1,436	0	0	26	45	1,198	1,481
2.3 Medical Support/Health Services	0	0	-20	0	3,710	1,566	0	0	787	299	4,477	1,865
2.5 Other Personnel Support	0	0	-849	1,352	31,002	31,095	0	0	0	0	30,153	32,447
2.0 Personnel Support Sub-Total	0	0	-1,051	1,348	151,537	119,688	0	0	19,246	14,450	169,732	135,486
3.1 Training	0	0	-70	0	19,001	9,481	0	0	3,208	1,121	22,139	10,602
3.2 Operations (OPTEMPO) (Fuel, Other POL, Parts)	0	0	-2	496	79,501	51,982	0	0	87,205	35,117	166,704	87,595
3.3 Other Supplies & Equipment	0	0	-1,317	615	77,426	65,336	0	0	18,177	7,205	94,286	73,156
3.4 Facilities/Base Support	0	0	-78	-25	4,911	2,885	0	0	0	0	4,833	2,860

COST OF WAR
Operation and Maintenance (O&M) Summary Execution by Operation, Component, Appropriation and Cost Breakdown Structure (CBS)
Fiscal Year 2007 - 2018
(Amounts in Thousands)
As of June 30, 2018

Component and Appropriation	Operation New Dawn (OND) / Post-OND Iraq Activities		Operation Enduring Freedom		Operation Freedom's Sentinel		Operation Noble Eagle		Operation Inherent Resolve		Summary	
	Obligations Year to Date	Disbursements Year to Date	Obligations Year to Date	Disbursements Year to Date	Obligations Year to Date	Disbursements Year to Date	Obligations Year to Date	Disbursements Year to Date	Obligations Year to Date	Disbursements Year to Date	Obligations Year to Date	Disbursements Year to Date
3.5.1 Organization Level Maintenance	0	0	-4	0	543	203	0	0	1	1	540	204
3.5.2 Intermediate Level Maintenance	0	0	0	0	2,875	2,590	0	0	7	0	2,882	2,590
3.5.3 Depot Level Maintenance	0	0	0	-1	39,422	22,761	0	0	0	0	39,422	22,760
3.5.4 Contractor Logistics Support	0	0	-1,869	3,034	275,184	324,321	0	0	42,653	59,183	315,968	386,538
3.5.6 MRAP Vehicles Equipment Maintenance	0	0	0	0	62,876	8,053	0	0	0	0	62,876	8,053
3.6 (C4I)	0	0	-1,669	91	294,163	83,373	0	0	15,551	21,001	308,045	104,465
3.7 Other Services and Miscellaneous Contracts	0	0	-5,214	-15,961	1,250,794	475,246	0	0	59,180	71,565	1,304,760	530,850
3.0 Operating Support Sub-Total	0	0	-10,223	-11,751	2,106,696	1,046,231	0	0	225,982	195,193	2,322,455	1,229,673
4.1 Airlift	0	0	-6	13	224,707	108,888	0	0	25,400	17,281	250,101	126,182
4.2 Sealift	0	0	0	-52	4,227	5,098	0	0	0	0	4,227	5,046
4.4 Port Handling/Inland Transportation	0	0	125	582	2,753	2,147	0	0	90	68	2,968	2,797
4.5 Other Transportation	0	0	-1	0	13,361	2,759	0	0	295	120	13,655	2,879
4.6 Second Destination Transportation	0	0	0	0	128	41	0	0	0	0	128	41
4.0 Transportation Sub-Total	0	0	118	543	245,176	118,933	0	0	25,785	17,469	271,079	136,945
6.2.1 Basic Research	0	0	0	0	84	84	0	0	0	0	84	84
6.0 Investment Sub-Total	0	0	0	0	84	84	0	0	0	0	84	84
7.1.90 Coalition Readiness Support Program (CRSP)	0	0	0	0	9,070	16,422	0	0	0	0	9,070	16,422
7.2.1 Transportation Support	0	0	-17,178	24,729	13,125	11,417	0	0	0	0	-4,053	36,146
7.2.2 Logistic Support	0	0	-2,548	98,767	48,606	48,607	0	0	0	0	46,058	147,374
7.0 Other Support Sub-Total	0	0	-19,726	123,496	70,801	76,446	0	0	0	0	51,075	199,942

COST OF WAR
Operation and Maintenance (O&M) Summary Execution by Operation and Cost Breakdown Structure (CBS)
Beginning Fiscal Year - 2018
(Amounts in Thousands)
As of June 30, 2018

CBS Summary	Operation New Dawn (OND) / Post-OND Iraq Activities		Operation Enduring Freedom		Operation Freedom's Sentinel		Operation Noble Eagle		Operation Inherent Resolve		Summary	
	Obligations Year to Date	Disbursements Year to Date	Obligations Year to Date	Disbursements Year to Date	Obligations Year to Date	Disbursements Year to Date	Obligations Year to Date	Disbursements Year to Date	Obligations Year to Date	Disbursements Year to Date	Obligations Year to Date	Disbursements Year to Date
O&M CBS Summary Total	0	0	0	0	25,642,220	12,601,701	56,575	32,337	3,845,988	2,275,858	29,544,783	14,909,896
1.0 Personnel Costs	0	0	0	0	208,376	191,392	3,437	3,410	40,323	28,329	252,136	223,131
2.0 Personnel Support Costs	0	0	0	0	1,348,711	796,211	5,585	4,712	348,786	267,769	1,703,082	1,068,692
3.0 Operating Support Costs	0	0	0	0	19,128,249	8,000,738	45,592	23,360	3,058,850	1,781,281	22,232,691	9,805,379
4.0 Transportation Costs	0	0	0	0	2,533,336	1,549,529	1,961	855	289,020	149,934	2,824,317	1,700,318
6.0 Investment Costs	0	0	0	0	84	84	0	0	0	0	84	84
7.0 Other Support Costs	0	0	0	0	2,423,464	2,063,747	0	0	109,009	48,545	2,532,473	2,112,292
1.2.1 Civilian Premium Pay	0	0	0	0	160,161	144,662	384	357	29,815	17,898	190,360	162,917
1.2.2 Civilian Temporary Hires	0	0	0	0	48,215	46,730	3,053	3,053	10,508	10,431	61,776	60,214
1.0 Personnel Sub-Total	0	0	0	0	208,376	191,392	3,437	3,410	40,323	28,329	252,136	223,131
2.1 Temporary Duty (TDY)/Additional Duty (TAD)	0	0	0	0	576,344	368,690	5,508	4,682	60,530	37,744	642,382	411,116
2.2 Clothing and Other Personnel Equipment & Supplies	0	0	0	0	245,249	28,044	0	0	2,178	750	247,427	28,794
2.2.1 Organizational Clothing	0	0	0	0	1,006	76	0	0	0	0	1,006	76
2.3 Medical Support/Health Services	0	0	0	0	374,677	311,083	77	30	8,422	6,935	383,176	318,048
2.4 Reserve Component Activation/Deactivation	0	0	0	0	11,097	5,926	0	0	0	0	11,097	5,926
2.5 Other Personnel Support	0	0	0	0	139,033	82,115	0	0	277,656	222,340	416,689	304,455
2.6 Rest & Recreation	0	0	0	0	1,028	0	0	0	0	0	1,028	0
2.7 Body Armor	0	0	0	0	277	277	0	0	0	0	277	277
2.0 Personnel Support Sub-Total	0	0	0	0	1,348,711	796,211	5,585	4,712	348,786	267,769	1,703,082	1,068,692
3.1 Training	0	0	0	0	335,155	91,684	142	0	5,873	2,024	341,170	93,708
3.2 Operations (OPTEMPO) (Fuel, Other POL, Parts)	0	0	0	0	2,028,866	1,628,735	15,363	14,603	1,486,693	1,277,165	3,530,922	2,920,503
3.2.1 MRAP Vehicles Operation	0	0	0	0	17,288	1,878	0	0	0	0	17,288	1,878
3.3 Other Supplies & Equipment	0	0	0	0	1,400,400	796,491	302	258	184,832	115,571	1,585,534	912,320
3.4 Facilities/Base Support	0	0	0	0	890,594	235,073	4,630	1,839	97,177	31,568	992,401	268,480
3.5.1 Organization Level Maintenance	0	0	0	0	139,179	99,086	0	0	430	1	139,609	99,087
3.5.2 Intermediate Level Maintenance	0	0	0	0	304,681	130,982	0	0	7	0	304,688	130,982
3.5.3 Depot Level Maintenance	0	0	0	0	4,396,491	1,771,018	0	0	91,446	23,537	4,487,937	1,794,555
3.5.4 Contractor Logistics Support	0	0	0	0	1,240,254	465,406	16,215	2,258	137,862	38,925	1,394,331	506,589
3.5.6 MRAP Vehicles Equipment Maintenance	0	0	0	0	87,018	11,856	0	0	0	0	87,018	11,856
3.6 (C4I)	0	0	0	0	2,523,228	648,941	240	126	340,428	92,380	2,863,896	741,447
3.7 Other Services and Miscellaneous Contracts	0	0	0	0	5,733,285	2,118,023	8,700	4,276	713,428	199,942	6,455,413	2,322,241
3.8 IED Operation	0	0	0	0	1,036	339	0	0	337	84	1,373	423
3.9 Psychological Operations (Information Operations)	0	0	0	0	30,774	1,226	0	0	337	84	31,111	1,310
3.0 Operating Support Sub-Total	0	0	0	0	19,128,249	8,000,738	45,592	23,360	3,058,850	1,781,281	22,232,691	9,805,379
4.1 Airlift	0	0	0	0	1,419,217	984,129	0	0	176,275	67,528	1,595,492	1,051,657
4.2 Sealift	0	0	0	0	154,517	111,511	0	0	9,207	9,207	163,724	120,718
4.4 Port Handling/Inland Transportation	0	0	0	0	264,187	91,123	1,941	855	97,214	69,639	363,342	161,617
4.5 Other Transportation	0	0	0	0	159,802	64,931	20	0	5,145	3,384	164,967	68,315
4.6 Second Destination Transportation	0	0	0	0	534,115	296,611	0	0	1,177	174	535,292	296,785
4.7 MRAP Vehicles Transportation	0	0	0	0	14	8	0	0	0	0	14	8
4.8 Retrograde of Personnel and Equipment	0	0	0	0	1,484	1,216	0	0	2	2	1,486	1,218
4.0 Transportation Sub-Total	0	0	0	0	2,533,336	1,549,529	1,961	855	289,020	149,934	2,824,317	1,700,318
6.2.1 Basic Research	0	0	0	0	84	84	0	0	0	0	84	84
6.0 Investment Sub-Total	0	0	0	0	84	84	0	0	0	0	84	84
7.1.90 Coalition Readiness Support Program (CRSP)	0	0	0	0	9,070	8,424	0	0	0	0	9,070	8,424
7.2.1 Transportation Support	0	0	0	0	18,554	11,288	0	0	0	0	18,554	11,288
7.2.2 Logistic Support	0	0	0	0	48,606	48,606	0	0	0	0	48,606	48,606
7.3.02 Defense Forces Sustainment	0	0	0	0	1,254,185	1,064,414	0	0	0	0	1,254,185	1,064,414
7.3.03 Defense Forces Infrastructure	0	0	0	0	50,686	320	0	0	0	0	50,686	320
7.3.04 Defense Forces Equipment and Transportation	0	0	0	0	497,598	463,082	0	0	0	0	497,598	463,082
7.3.05 Defense Forces Training and Operations	0	0	0	0	248,554	240,220	0	0	0	0	248,554	240,220
7.3.07 Interior Forces Sustainment	0	0	0	0	181,643	113,400	0	0	0	0	181,643	113,400
7.3.08 Interior Forces Infrastructure	0	0	0	0	2,225	1,350	0	0	0	0	2,225	1,350
7.3.09 Interior Forces Equipment	0	0	0	0	34,348	34,348	0	0	0	0	34,348	34,348
7.3.10 Interior Forces Training and Operations	0	0	0	0	75,817	73,569	0	0	0	0	75,817	73,569
7.3.20 Other	0	0	0	0	0	2,710	0	0	0	0	0	2,710

COST OF WAR
Operation and Maintenance (O&M) Summary Execution by Operation and Cost Breakdown Structure (CBS)
Beginning Fiscal Year - 2018
(Amounts in Thousands)
As of June 30, 2018

	Operation New Dawn (OND) / Post-OND Iraq Activities		Operation Enduring Freedom		Operation Freedom's Sentinel		Operation Noble Eagle		Operation Inherent Resolve		Summary	
	Obligations Year to Date	Disbursements Year to Date	Obligations Year to Date	Disbursements Year to Date	Obligations Year to Date	Disbursements Year to Date	Obligations Year to Date	Disbursements Year to Date	Obligations Year to Date	Disbursements Year to Date	Obligations Year to Date	Disbursements Year to Date
CBS Summary												
7.4.1 Afghanistan (CERP)	0	0	0	0	2,178	2,016	0	0	0	0	2,178	2,016
7.6.1 Trainee Equip/Support	0	0	0	0	0	0	0	0	1	1	1	1
7.6.2 U.S. Trainer/Enabler	0	0	0	0	0	0	0	0	109,008	48,544	109,008	48,544
7.0 Other Support Sub-Total	0	0	0	0	2,423,464	2,063,747	0	0	109,009	48,545	2,532,473	2,112,292

COST OF WAR
Operation and Maintenance (O&M) Summary Execution by Operation, Component, and Cost Breakdown Structure (CBS)
Beginning Fiscal Year - 2018
(Amounts in Thousands)
As of June 30, 2018

Component	Operation New Dawn (OND) / Post-OND Iraq Activities		Operation Enduring Freedom		Operation Freedom's Sentinel		Operation Noble Eagle		Operation Inherent Resolve		Summary	
	Obligations Year To Date	Disbursements Year To Date	Obligations Year To Date	Disbursements Year To Date	Obligations Year To Date	Disbursements Year To Date	Obligations Year To Date	Disbursements Year To Date	Obligations Year To Date	Disbursements Year To Date	Obligations Year To Date	Disbursements Year To Date
Grand Total	0	0	0	0	25,642,220	12,601,701	56,575	32,337	3,845,988	2,275,858	29,544,783	14,909,896
Army Total	0	0	0	0	12,043,791	6,013,091	38,593	14,633	1,775,998	842,123	13,858,382	6,869,847
1.2.1 Civilian Premium Pay	0	0	0	0	58,349	54,440	384	357	24,618	12,925	83,351	67,722
1.2.2 Civilian Temporary Hires	0	0	0	0	558	558	0	0	212	212	770	770
1.0 Personnel Sub-Total	0	0	0	0	58,907	54,998	384	357	24,830	13,137	84,121	68,492
2.1 Temporary Duty (TDY)/Additional Duty (TAD)	0	0	0	0	158,694	89,052	4,482	3,859	18,877	7,196	182,053	100,107
2.2 Clothing and Other Personnel Equipment & Supplies	0	0	0	0	231,517	21,754	0	0	619	0	232,136	21,754
2.3 Medical Support/Health Services	0	0	0	0	60,416	35,665	0	0	6,064	5,303	66,480	40,968
2.4 Reserve Component Activation/Deactivation	0	0	0	0	9,167	5,022	0	0	0	0	9,167	5,022
2.5 Other Personnel Support	0	0	0	0	22,613	8,530	0	0	244,191	199,440	266,804	207,970
2.6 Rest & Recreation	0	0	0	0	1,028	0	0	0	0	0	1,028	0
2.0 Personnel Support Sub-Total	0	0	0	0	483,435	160,023	4,482	3,859	269,751	211,939	757,668	375,821
3.1 Training	0	0	0	0	208,527	47,437	142	0	43	43	208,712	47,480
3.2 Operations (OPTEMPO) (Fuel, Other POL, Parts)	0	0	0	0	877,612	626,308	1,583	823	244,255	163,752	1,123,450	790,883
3.3 Other Supplies & Equipment	0	0	0	0	462,350	257,367	288	249	112,004	81,509	574,642	339,125
3.4 Facilities/Base Support	0	0	0	0	538,573	88,645	4,618	1,830	70,666	26,355	613,857	116,830
3.5.1 Organization Level Maintenance	0	0	0	0	28,790	8,972	0	0	0	0	28,790	8,972
3.5.2 Intermediate Level Maintenance	0	0	0	0	257,298	105,191	0	0	0	0	257,298	105,191
3.5.3 Depot Level Maintenance	0	0	0	0	546,365	167,585	0	0	3,416	2,649	549,781	170,234
3.5.4 Contractor Logistics Support	0	0	0	0	922,532	336,148	16,215	2,258	90,709	9,524	1,029,456	347,930
3.5.6 MRAP Vehicles Equipment Maintenance	0	0	0	0	21,856	2,514	0	0	0	0	21,856	2,514
3.6 (C4I)	0	0	0	0	1,441,965	378,165	240	126	294,404	77,370	1,736,609	455,661
3.7 Other Services and Miscellaneous Contracts	0	0	0	0	2,792,902	1,122,707	8,700	4,276	438,258	117,368	3,239,860	1,244,351
3.9 Psychological Operations (Information Operations)	0	0	0	0	29,738	966	0	0	0	0	29,738	966
3.0 Operating Support Sub-Total	0	0	0	0	8,128,508	3,142,005	31,786	9,562	1,253,755	478,570	9,414,049	3,630,137
4.1 Airlift	0	0	0	0	255,827	247,004	0	0	11,172	11,002	266,999	258,006
4.2 Sealift	0	0	0	0	43,066	43,066	0	0	9,207	9,207	52,273	52,273
4.4 Port Handling/Inland Transportation	0	0	0	0	212,224	78,359	1,941	855	97,124	69,571	311,289	148,785
4.5 Other Transportation	0	0	0	0	55	9	0	0	0	0	55	9
4.6 Second Destination Transportation	0	0	0	0	514,535	292,198	0	0	1,177	174	515,712	292,372
4.0 Transportation Sub-Total	0	0	0	0	1,025,707	660,636	1,941	855	118,680	89,954	1,146,328	751,445
7.3.02 Defense Forces Sustainment	0	0	0	0	1,254,185	1,064,414	0	0	0	0	1,254,185	1,064,414
7.3.03 Defense Forces Infrastructure	0	0	0	0	50,686	320	0	0	0	0	50,686	320
7.3.04 Defense Forces Equipment and Transportation	0	0	0	0	497,598	463,082	0	0	0	0	497,598	463,082
7.3.05 Defense Forces Training and Operations	0	0	0	0	248,554	240,220	0	0	0	0	248,554	240,220
7.3.07 Interior Forces Sustainment	0	0	0	0	181,643	113,400	0	0	0	0	181,643	113,400
7.3.08 Interior Forces Infrastructure	0	0	0	0	2,225	1,350	0	0	0	0	2,225	1,350
7.3.09 Interior Forces Equipment	0	0	0	0	34,348	34,348	0	0	0	0	34,348	34,348
7.3.10 Interior Forces Training and Operations	0	0	0	0	75,817	73,569	0	0	0	0	75,817	73,569
7.3.20 Other	0	0	0	0	0	2,710	0	0	0	0	0	2,710
7.4.1 Afghanistan (CERP)	0	0	0	0	2,178	2,016	0	0	0	0	2,178	2,016
7.6.1 Trainee Equip/Support	0	0	0	0	0	0	0	0	1	1	1	1
7.6.2 U.S. Trainer/Enabler	0	0	0	0	0	0	0	0	108,981	48,522	108,981	48,522
7.0 Other Support Sub-Total	0	0	0	0	2,347,234	1,995,429	0	0	108,982	48,522	2,456,216	2,043,952
Navy/Marine Corps Total	0	0	0	0	4,742,005	2,593,133	0	0	473,625	236,482	5,215,630	2,829,615
Navy Total	0	0	0	0	3,974,515	2,276,805	0	0	414,216	218,562	4,388,731	2,495,367
1.2.1 Civilian Premium Pay	0	0	0	0	29,249	27,967	0	0	300	300	29,549	28,267
1.2.2 Civilian Temporary Hires	0	0	0	0	542	542	0	0	0	0	542	542
1.0 Personnel Sub-Total	0	0	0	0	29,791	28,509	0	0	300	300	30,091	28,809
2.1 Temporary Duty (TDY)/Additional Duty (TAD)	0	0	0	0	80,091	47,295	0	0	3,969	3,837	84,060	51,132
2.2 Clothing and Other Personnel Equipment & Supplies	0	0	0	0	6,017	2,758	0	0	289	82	6,306	2,840
2.3 Medical Support/Health Services	0	0	0	0	2,925	2,332	0	0	0	0	2,925	2,332
2.4 Reserve Component Activation/Deactivation	0	0	0	0	1,849	823	0	0	0	0	1,849	823
2.5 Other Personnel Support	0	0	0	0	1,765	834	0	0	0	0	1,765	834
2.7 Body Armor	0	0	0	0	277	277	0	0	0	0	277	277
2.0 Personnel Support Sub-Total	0	0	0	0	92,924	54,319	0	0	4,258	3,919	97,182	58,238

COST OF WAR
Operation and Maintenance (O&M) Summary Execution by Operation, Component, and Cost Breakdown Structure (CBS)
Beginning Fiscal Year - 2018
(Amounts in Thousands)
As of June 30, 2018

Component	Operation New Dawn (OND) / Post-OND Iraq Activities		Operation Enduring Freedom		Operation Freedom's Sentinel		Operation Noble Eagle		Operation Inherent Resolve		Summary	
	Obligations Year To Date	Disbursements Year To Date	Obligations Year To Date	Disbursements Year To Date	Obligations Year To Date	Disbursements Year To Date	Obligations Year To Date	Disbursements Year To Date	Obligations Year To Date	Disbursements Year To Date	Obligations Year To Date	Disbursements Year To Date
3.1 Training	0	0	0	0	33,208	13,563	0	0	57	14	33,265	13,577
3.2 Operations (OPTEMPO) (Fuel, Other POL, Parts)	0	0	0	0	659,102	577,745	0	0	248,841	173,733	907,943	751,478
3.3 Other Supplies & Equipment	0	0	0	0	334,398	252,710	0	0	5,183	2,725	339,581	255,435
3.4 Facilities/Base Support	0	0	0	0	164,971	80,919	0	0	0	0	164,971	80,919
3.5.1 Organization Level Maintenance	0	0	0	0	107,984	88,610	0	0	429	0	108,413	88,610
3.5.2 Intermediate Level Maintenance	0	0	0	0	35,165	20,060	0	0	0	0	35,165	20,060
3.5.3 Depot Level Maintenance	0	0	0	0	1,923,654	944,364	0	0	64,535	15,656	1,988,189	960,020
3.5.4 Contractor Logistics Support	0	0	0	0	13,571	7,653	0	0	4,500	4,500	18,071	12,153
3.6 (C4I)	0	0	0	0	60,360	22,666	0	0	0	0	60,360	22,666
3.7 Other Services and Miscellaneous Contracts	0	0	0	0	282,798	67,686	0	0	83,018	15,126	365,816	82,812
3.8 IED Operation	0	0	0	0	1,036	339	0	0	337	84	1,373	423
3.9 Psychological Operations (Information Operations)	0	0	0	0	1,036	260	0	0	337	84	1,373	344
3.0 Operating Support Sub-Total	0	0	0	0	3,617,283	2,076,575	0	0	407,237	211,922	4,024,520	2,288,497
4.1 Airlift	0	0	0	0	96,890	47,236	0	0	2,421	2,421	99,311	49,657
4.2 Sealift	0	0	0	0	94,914	67,284	0	0	0	0	94,914	67,284
4.4 Port Handling/Inland Transportation	0	0	0	0	4,000	40	0	0	0	0	4,000	40
4.5 Other Transportation	0	0	0	0	38,261	2,574	0	0	0	0	38,261	2,574
4.6 Second Destination Transportation	0	0	0	0	452	268	0	0	0	0	452	268
4.0 Transportation Sub-Total	0	0	0	0	234,517	117,402	0	0	2,421	2,421	236,938	119,823
Marine Corps Total	0	0	0	0	767,490	316,328	0	0	59,409	17,920	826,899	334,248
1.2.1 Civilian Premium Pay	0	0	0	0	1,379	520	0	0	12	12	1,391	532
1.0 Personnel Sub-Total	0	0	0	0	1,379	520	0	0	12	12	1,391	532
2.1 Temporary Duty (TDY)/Additional Duty (TAD)	0	0	0	0	63,869	49,707	0	0	3,468	2,040	67,337	51,747
2.2 Clothing and Other Personnel Equipment & Supplies	0	0	0	0	2,720	185	0	0	0	0	2,720	185
2.2.1 Organizational Clothing	0	0	0	0	1,006	76	0	0	0	0	1,006	76
2.3 Medical Support/Health Services	0	0	0	0	4,910	3,368	0	0	323	192	5,233	3,560
2.4 Reserve Component Activation/Deactivation	0	0	0	0	81	81	0	0	0	0	81	81
2.5 Other Personnel Support	0	0	0	0	18,601	13,789	0	0	5,873	3,689	24,474	17,478
2.0 Personnel Support Sub-Total	0	0	0	0	91,187	67,206	0	0	9,664	5,921	100,851	73,127
3.1 Training	0	0	0	0	31,017	8,438	0	0	534	248	31,551	8,686
3.2 Operations (OPTEMPO) (Fuel, Other POL, Parts)	0	0	0	0	87,474	50,981	0	0	1,111	1,042	88,585	52,023
3.2.1 MRAP Vehicles Operation	0	0	0	0	17,288	1,878	0	0	0	0	17,288	1,878
3.3 Other Supplies & Equipment	0	0	0	0	99,836	58,308	0	0	1,430	892	101,266	59,200
3.4 Facilities/Base Support	0	0	0	0	31,421	3,564	0	0	0	0	31,421	3,564
3.5.1 Organization Level Maintenance	0	0	0	0	1,862	1,301	0	0	0	0	1,862	1,301
3.5.2 Intermediate Level Maintenance	0	0	0	0	9,343	3,915	0	0	0	0	9,343	3,915
3.5.3 Depot Level Maintenance	0	0	0	0	28,298	9,268	0	0	23,495	5,232	51,793	14,500
3.5.4 Contractor Logistics Support	0	0	0	0	25,774	741	0	0	0	0	25,774	741
3.5.6 MRAP Vehicles Equipment Maintenance	0	0	0	0	2,286	1,289	0	0	0	0	2,286	1,289
3.6 (C4I)	0	0	0	0	9,472	1,897	0	0	994	1	10,466	1,898
3.7 Other Services and Miscellaneous Contracts	0	0	0	0	246,419	64,388	0	0	22,015	4,572	268,434	68,960
3.0 Operating Support Sub-Total	0	0	0	0	590,490	205,968	0	0	49,579	11,987	640,069	217,955
4.1 Airlift	0	0	0	0	10,363	4,626	0	0	0	0	10,363	4,626
4.2 Sealift	0	0	0	0	12,298	109	0	0	0	0	12,298	109
4.4 Port Handling/Inland Transportation	0	0	0	0	322	228	0	0	0	0	322	228
4.5 Other Transportation	0	0	0	0	42,342	33,512	0	0	154	0	42,496	33,512
4.6 Second Destination Transportation	0	0	0	0	19,000	4,117	0	0	0	0	19,000	4,117
4.7 MRAP Vehicles Transportation	0	0	0	0	14	8	0	0	0	0	14	8
4.8 Retrograde of Personnel and Equipment	0	0	0	0	95	34	0	0	0	0	95	34
4.0 Transportation Sub-Total	0	0	0	0	84,434	42,634	0	0	154	0	84,588	42,634
Air Force Total	0	0	0	0	5,894,027	2,796,350	17,982	17,704	1,312,118	1,040,498	7,224,127	3,854,552
1.2.2 Civilian Temporary Hires	0	0	0	0	36,660	35,872	3,053	3,053	3,426	3,399	43,139	42,324
1.0 Personnel Sub-Total	0	0	0	0	36,660	35,872	3,053	3,053	3,426	3,399	43,139	42,324
2.1 Temporary Duty (TDY)/Additional Duty (TAD)	0	0	0	0	158,716	112,718	1,026	823	15,173	10,692	174,915	124,233
2.2 Clothing and Other Personnel Equipment & Supplies	0	0	0	0	3,823	2,882	0	0	1,241	641	5,064	3,523
2.3 Medical Support/Health Services	0	0	0	0	14,492	13,100	77	30	1,248	1,141	15,817	14,271
2.5 Other Personnel Support	0	0	0	0	65,058	30,512	0	0	27,592	19,211	92,650	49,723

COST OF WAR
Operation and Maintenance (O&M) Summary Execution by Operation, Component, and Cost Breakdown Structure (CBS)
Beginning Fiscal Year - 2018
(Amounts in Thousands)
As of June 30, 2018

Component	Operation New Dawn (OND) / Post-OND Iraq Activities		Operation Enduring Freedom		Operation Freedom's Sentinel		Operation Noble Eagle		Operation Inherent Resolve		Summary	
	Obligations Year To Date	Disbursements Year To Date	Obligations Year To Date	Disbursements Year To Date	Obligations Year To Date	Disbursements Year To Date	Obligations Year To Date	Disbursements Year To Date	Obligations Year To Date	Disbursements Year To Date	Obligations Year To Date	Disbursements Year To Date
2.0 Personnel Support Sub-Total	0	0	0	0	242,089	159,212	1,103	853	45,254	31,685	288,446	191,750
3.1 Training	0	0	0	0	43,131	14,987	0	0	1,985	622	45,116	15,609
3.2 Operations (OPTEMPO) (Fuel, Other POL, Parts)	0	0	0	0	324,288	323,352	13,780	13,780	905,281	903,521	1,243,349	1,240,653
3.3 Other Supplies & Equipment	0	0	0	0	425,120	192,002	14	9	47,709	25,627	472,843	217,638
3.4 Facilities/Base Support	0	0	0	0	151,240	60,280	12	9	26,511	5,213	177,763	65,502
3.5.3 Depot Level Maintenance	0	0	0	0	1,858,752	643,836	0	0	0	0	1,858,752	643,836
3.6 (C4I)	0	0	0	0	715,849	234,123	0	0	29,479	5,169	745,328	239,292
3.7 Other Services and Miscellaneous Contracts	0	0	0	0	1,153,760	487,760	0	0	110,466	25,150	1,264,226	512,910
3.0 Operating Support Sub-Total	0	0	0	0	4,672,140	1,956,340	13,806	13,798	1,121,431	965,302	5,807,377	2,935,440
4.1 Airlift	0	0	0	0	831,083	607,138	0	0	137,282	36,824	968,365	643,962
4.2 Sealift	0	0	0	0	20	0	0	0	0	0	20	0
4.4 Port Handling/Inland Transportation	0	0	0	0	44,870	10,374	0	0	0	0	44,870	10,374
4.5 Other Transportation	0	0	0	0	65,776	26,232	20	0	4,696	3,264	70,492	29,496
4.8 Retrograde of Personnel and Equipment	0	0	0	0	1,389	1,182	0	0	2	2	1,391	1,184
4.0 Transportation Sub-Total	0	0	0	0	943,138	644,926	20	0	141,980	40,090	1,085,138	685,016
7.6.2 U.S. Trainer/Enabler	0	0	0	0	0	0	0	0	27	22	27	22
7.0 Other Support Sub-Total	0	0	0	0	0	0	0	0	27	22	27	22
Defense Health Program Total	0	0	0	0	288,171	255,512	0	0	0	0	288,171	255,512
2.3 Medical Support/Health Services	0	0	0	0	288,171	255,512	0	0	0	0	288,171	255,512
2.0 Personnel Support Sub-Total	0	0	0	0	288,171	255,512	0	0	0	0	288,171	255,512
DODIG Total	0	0	0	0	4,208	4,157	0	0	8,847	8,224	13,055	12,381
1.2.1 Civilian Premium Pay	0	0	0	0	601	601	0	0	1,099	1,099	1,700	1,700
1.2.2 Civilian Temporary Hires	0	0	0	0	3,398	3,398	0	0	6,311	6,311	9,709	9,709
1.0 Personnel Sub-Total	0	0	0	0	3,999	3,999	0	0	7,410	7,410	11,409	11,409
2.1 Temporary Duty (TDY)/Additional Duty (TAD)	0	0	0	0	204	153	0	0	1,152	793	1,356	946
2.2 Clothing and Other Personnel Equipment & Supplies	0	0	0	0	0	0	0	0	8	8	8	8
2.0 Personnel Support Sub-Total	0	0	0	0	204	153	0	0	1,160	801	1,364	954
3.1 Training	0	0	0	0	2	2	0	0	46	12	48	14
3.3 Other Supplies & Equipment	0	0	0	0	3	3	0	0	1	1	4	4
3.7 Other Services and Miscellaneous Contracts	0	0	0	0	0	0	0	0	230	0	230	0
3.0 Operating Support Sub-Total	0	0	0	0	5	5	0	0	277	13	282	18
Defense Agency Total	0	0	0	0	2,670,018	939,458	0	0	275,400	148,531	2,945,418	1,087,989
1.2.1 Civilian Premium Pay	0	0	0	0	70,583	61,134	0	0	3,786	3,562	74,369	64,696
1.2.2 Civilian Temporary Hires	0	0	0	0	7,057	6,360	0	0	559	509	7,616	6,869
1.0 Personnel Sub-Total	0	0	0	0	77,640	67,494	0	0	4,345	4,071	81,985	71,565
2.1 Temporary Duty (TDY)/Additional Duty (TAD)	0	0	0	0	114,770	69,765	0	0	17,891	13,186	132,661	82,951
2.2 Clothing and Other Personnel Equipment & Supplies	0	0	0	0	1,172	465	0	0	21	19	1,193	484
2.3 Medical Support/Health Services	0	0	0	0	3,763	1,106	0	0	787	299	4,550	1,405
2.5 Other Personnel Support	0	0	0	0	30,996	28,450	0	0	0	0	30,996	28,450
2.0 Personnel Support Sub-Total	0	0	0	0	150,701	99,786	0	0	18,699	13,504	169,400	113,290
3.1 Training	0	0	0	0	19,270	7,257	0	0	3,208	1,085	22,478	8,342
3.2 Operations (OPTEMPO) (Fuel, Other POL, Parts)	0	0	0	0	80,390	50,349	0	0	87,205	35,117	167,595	85,466
3.3 Other Supplies & Equipment	0	0	0	0	78,693	36,101	0	0	18,505	4,817	97,198	40,918
3.4 Facilities/Base Support	0	0	0	0	4,389	1,665	0	0	0	0	4,389	1,665
3.5.1 Organization Level Maintenance	0	0	0	0	543	203	0	0	1	1	544	204
3.5.2 Intermediate Level Maintenance	0	0	0	0	2,875	1,816	0	0	7	0	2,882	1,816
3.5.3 Depot Level Maintenance	0	0	0	0	39,422	5,965	0	0	0	0	39,422	5,965
3.5.4 Contractor Logistics Support	0	0	0	0	278,377	120,864	0	0	42,653	24,901	321,030	145,765
3.5.6 MRAP Vehicles Equipment Maintenance	0	0	0	0	62,876	8,053	0	0	0	0	62,876	8,053
3.6 (C4I)	0	0	0	0	295,582	12,090	0	0	15,551	9,840	311,133	21,930
3.7 Other Services and Miscellaneous Contracts	0	0	0	0	1,257,406	375,482	0	0	59,441	37,726	1,316,847	413,208
3.0 Operating Support Sub-Total	0	0	0	0	2,119,823	619,845	0	0	226,571	113,487	2,346,394	733,332
4.1 Airlift	0	0	0	0	225,054	78,125	0	0	25,400	17,281	250,454	95,406
4.2 Sealift	0	0	0	0	4,219	1,052	0	0	0	0	4,219	1,052

COST OF WAR
Operation and Maintenance (O&M) Summary Execution by Operation, Component, and Cost Breakdown Structure (CBS)
Beginning Fiscal Year - 2018
(Amounts in Thousands)
As of June 30, 2018

Component	Operation New Dawn (OND) / Post-OND Iraq Activities		Operation Enduring Freedom		Operation Freedom's Sentinel		Operation Noble Eagle		Operation Inherent Resolve		Summary	
	Obligations Year To Date	Disbursements Year To Date	Obligations Year To Date	Disbursements Year To Date	Obligations Year To Date	Disbursements Year To Date	Obligations Year To Date	Disbursements Year To Date	Obligations Year To Date	Disbursements Year To Date	Obligations Year To Date	Disbursements Year To Date
4.4 Port Handling/Inland Transportation	0	0	0	0	2,771	2,122	0	0	90	68	2,861	2,190
4.5 Other Transportation	0	0	0	0	13,368	2,604	0	0	295	120	13,663	2,724
4.6 Second Destination Transportation	0	0	0	0	128	28	0	0	0	0	128	28
4.0 Transportation Sub-Total	0	0	0	0	245,540	83,931	0	0	25,785	17,469	271,325	101,400
6.2.1 Basic Research	0	0	0	0	84	84	0	0	0	0	84	84
6.0 Investment Sub-Total	0	0	0	0	84	84	0	0	0	0	84	84
7.1.90 Coalition Readiness Support Program (CRSP)	0	0	0	0	9,070	8,424	0	0	0	0	9,070	8,424
7.2.1 Transportation Support	0	0	0	0	18,554	11,288	0	0	0	0	18,554	11,288
7.2.2 Logistic Support	0	0	0	0	48,606	48,606	0	0	0	0	48,606	48,606
7.0 Other Support Sub-Total	0	0	0	0	76,230	68,318	0	0	0	0	76,230	68,318

COST OF WAR
Operation and Maintenance (O&M) Summary Execution by Operation, Component, Appropriation and Cost Breakdown Structure (CBS)
Beginning Fiscal Year - 2018
(Amounts in Thousands)
As of June 30, 2018

Component and Appropriation	Operation New Dawn (OND) / Post-OND Iraq Activities		Operation Enduring Freedom		Operation Freedom's Sentinel		Operation Noble Eagle		Operation Inherent Resolve		Summary	
	Obligations Year to Date	Disbursements Year to Date	Obligations Year to Date	Disbursements Year to Date	Obligations Year to Date	Disbursements Year to Date	Obligations Year to Date	Disbursements Year to Date	Obligations Year to Date	Disbursements Year to Date	Obligations Year to Date	Disbursements Year to Date
Grand Total	0	0	0	0	25,642,220	12,601,701	56,575	32,337	3,845,988	2,275,858	29,544,783	14,909,896
Army Total	0	0	0	0	12,043,791	6,013,091	38,593	14,633	1,775,998	842,123	13,858,382	6,869,847
Army Active Total	0	0	0	0	11,954,556	5,966,335	38,593	14,633	1,775,998	842,123	13,769,147	6,823,091
Operation and Maintenance, Army												
1.2.1 Civilian Premium Pay	0	0	0	0	58,243	54,339	384	357	24,618	12,925	83,245	67,621
1.2.2 Civilian Temporary Hires	0	0	0	0	558	558	0	0	212	212	770	770
1.0 Personnel Sub-Total	0	0	0	0	58,801	54,897	384	357	24,830	13,137	84,015	68,391
2.1 Temporary Duty (TDY)/Additional Duty (TAD)	0	0	0	0	151,838	83,527	4,482	3,859	18,877	7,196	175,197	94,582
2.2 Clothing and Other Personnel Equipment & Supplies	0	0	0	0	231,386	21,666	0	0	619	0	232,005	21,666
2.3 Medical Support/Health Services	0	0	0	0	58,323	34,238	0	0	6,064	5,303	64,387	39,541
2.4 Reserve Component Activation/Deactivation	0	0	0	0	4	4	0	0	0	0	4	4
2.5 Other Personnel Support	0	0	0	0	16,714	6,336	0	0	244,191	199,440	260,905	205,776
2.6 Rest & Recreation	0	0	0	0	1,028	0	0	0	0	0	1,028	0
2.0 Personnel Support Sub-Total	0	0	0	0	459,293	145,771	4,482	3,859	269,751	211,939	733,526	361,569
3.1 Training	0	0	0	0	208,335	47,274	142	0	43	43	208,520	47,317
3.2 Operations (OPTEMPO) (Fuel, Other POL, Parts)	0	0	0	0	850,407	610,286	1,583	823	244,255	163,752	1,096,245	774,861
3.3 Other Supplies & Equipment	0	0	0	0	453,451	253,229	288	249	112,004	81,509	565,743	334,987
3.4 Facilities/Base Support	0	0	0	0	537,097	87,943	4,618	1,830	70,666	26,355	612,381	116,128
3.5.1 Organization Level Maintenance	0	0	0	0	28,790	8,972	0	0	0	0	28,790	8,972
3.5.2 Intermediate Level Maintenance	0	0	0	0	257,298	105,191	0	0	0	0	257,298	105,191
3.5.3 Depot Level Maintenance	0	0	0	0	546,365	167,585	0	0	3,416	2,649	549,781	170,234
3.5.4 Contractor Logistics Support	0	0	0	0	921,766	336,029	16,215	2,258	90,709	9,524	1,028,690	347,811
3.5.6 MRAP Vehicles Equipment Maintenance	0	0	0	0	21,856	2,514	0	0	0	0	21,856	2,514
3.6 (C4I)	0	0	0	0	1,430,571	371,792	240	126	294,404	77,370	1,725,215	449,288
3.7 Other Services and Miscellaneous Contracts	0	0	0	0	2,787,930	1,121,713	8,700	4,276	438,258	117,368	3,234,888	1,243,357
3.9 Psychological Operations (Information Operations)	0	0	0	0	29,738	966	0	0	0	0	29,738	966
3.0 Operating Support Sub-Total	0	0	0	0	8,073,604	3,113,494	31,786	9,562	1,253,755	478,570	9,359,145	3,601,626
4.1 Airlift	0	0	0	0	255,827	247,004	0	0	11,172	11,002	266,999	258,006
4.2 Sealift	0	0	0	0	43,066	43,066	0	0	9,207	9,207	52,273	52,273
4.4 Port Handling/Inland Transportation	0	0	0	0	202,141	74,467	1,941	855	97,124	69,571	301,206	144,893
4.5 Other Transportation	0	0	0	0	55	9	0	0	0	0	55	9
4.6 Second Destination Transportation	0	0	0	0	514,535	292,198	0	0	1,177	174	515,712	292,372
4.0 Transportation Sub-Total	0	0	0	0	1,015,624	656,744	1,941	855	118,680	89,954	1,136,245	747,553
7.4.1 Afghanistan (CERP)	0	0	0	0	2,178	2,016	0	0	0	0	2,178	2,016
7.6.1 Trainee Equip/Support	0	0	0	0	0	0	0	0	1	1	1	1
7.6.2 U.S. Trainer/Enabler	0	0	0	0	0	0	0	0	108,981	48,522	108,981	48,522
7.0 Other Support Sub-Total	0	0	0	0	2,178	2,016	0	0	108,982	48,523	111,160	50,539
Afghanistan Security Forces Fund, Army												
7.3.02 Defense Forces Sustainment	0	0	0	0	1,254,185	1,064,414	0	0	0	0	1,254,185	1,064,414
7.3.03 Defense Forces Infrastructure	0	0	0	0	50,686	320	0	0	0	0	50,686	320
7.3.04 Defense Forces Equipment and Transportation	0	0	0	0	497,598	463,082	0	0	0	0	497,598	463,082
7.3.05 Defense Forces Training and Operations	0	0	0	0	248,554	240,220	0	0	0	0	248,554	240,220
7.3.07 Interior Forces Sustainment	0	0	0	0	181,643	113,400	0	0	0	0	181,643	113,400
7.3.08 Interior Forces Infrastructure	0	0	0	0	2,225	1,350	0	0	0	0	2,225	1,350
7.3.09 Interior Forces Equipment	0	0	0	0	34,348	34,348	0	0	0	0	34,348	34,348
7.3.10 Interior Forces Training and Operations	0	0	0	0	75,817	73,569	0	0	0	0	75,817	73,569
7.3.20 Other	0	0	0	0	0	2,710	0	0	0	0	0	2,710
7.0 Other Support Sub-Total	0	0	0	0	2,345,056	1,993,413	0	0	0	0	2,345,056	1,993,413
Army Reserve Total	0	0	0	0	17,683	9,552	0	0	0	0	17,683	9,552
Operation and Maintenance, Army Reserve												
2.1 Temporary Duty (TDY)/Additional Duty (TAD)	0	0	0	0	6,783	5,464	0	0	0	0	6,783	5,464
2.3 Medical Support/Health Services	0	0	0	0	67	20	0	0	0	0	67	20
2.5 Other Personnel Support	0	0	0	0	5,813	2,146	0	0	0	0	5,813	2,146
2.0 Personnel Support Sub-Total	0	0	0	0	12,663	7,630	0	0	0	0	12,663	7,630
3.1 Training	0	0	0	0	80	53	0	0	0	0	80	53
3.2 Operations (OPTEMPO) (Fuel, Other POL, Parts)	0	0	0	0	32	16	0	0	0	0	32	16

COST OF WAR
Operation and Maintenance (O&M) Summary Execution by Operation, Component, Appropriation and Cost Breakdown Structure (CBS)
Beginning Fiscal Year - 2018
(Amounts in Thousands)
As of June 30, 2018

Component and Appropriation	Operation New Dawn (OND) / Post-OND Iraq Activities		Operation Enduring Freedom		Operation Freedom's Sentinel		Operation Noble Eagle		Operation Inherent Resolve		Summary	
	Obligations Year to Date	Disbursements Year to Date	Obligations Year to Date	Disbursements Year to Date	Obligations Year to Date	Disbursements Year to Date	Obligations Year to Date	Disbursements Year to Date	Obligations Year to Date	Disbursements Year to Date	Obligations Year to Date	Disbursements Year to Date
3.3 Other Supplies & Equipment	0	0	0	0	154	105	0	0	0	0	154	105
3.4 Facilities/Base Support	0	0	0	0	853	470	0	0	0	0	853	470
3.6 (C4I)	0	0	0	0	15	15	0	0	0	0	15	15
3.7 Other Services and Miscellaneous Contracts	0	0	0	0	2,184	377	0	0	0	0	2,184	377
3.0 Operating Support Sub-Total	0	0	0	0	3,318	1,036	0	0	0	0	3,318	1,036
4.4 Port Handling/Inland Transportation	0	0	0	0	1,702	886	0	0	0	0	1,702	886
4.0 Transportation Sub-Total	0	0	0	0	1,702	886	0	0	0	0	1,702	886
Army National Guard Total	0	0	0	0	71,552	37,204	0	0	0	0	71,552	37,204
Operation and Maintenance, Army Natl Guard												
1.2.1 Civilian Premium Pay	0	0	0	0	106	101	0	0	0	0	106	101
1.0 Personnel Sub-Total	0	0	0	0	106	101	0	0	0	0	106	101
2.1 Temporary Duty (TDY)/Additional Duty (TAD)	0	0	0	0	73	61	0	0	0	0	73	61
2.2 Clothing and Other Personnel Equipment & Supplies	0	0	0	0	131	88	0	0	0	0	131	88
2.3 Medical Support/Health Services	0	0	0	0	2,026	1,407	0	0	0	0	2,026	1,407
2.4 Reserve Component Activation/Deactivation	0	0	0	0	9,163	5,018	0	0	0	0	9,163	5,018
2.5 Other Personnel Support	0	0	0	0	86	48	0	0	0	0	86	48
2.0 Personnel Support Sub-Total	0	0	0	0	11,479	6,622	0	0	0	0	11,479	6,622
3.1 Training	0	0	0	0	112	110	0	0	0	0	112	110
3.2 Operations (OPTEMPO) (Fuel, Other POL, Parts)	0	0	0	0	27,173	16,006	0	0	0	0	27,173	16,006
3.3 Other Supplies & Equipment	0	0	0	0	8,745	4,033	0	0	0	0	8,745	4,033
3.4 Facilities/Base Support	0	0	0	0	623	232	0	0	0	0	623	232
3.5.4 Contractor Logistics Support	0	0	0	0	766	119	0	0	0	0	766	119
3.6 (C4I)	0	0	0	0	11,379	6,358	0	0	0	0	11,379	6,358
3.7 Other Services and Miscellaneous Contracts	0	0	0	0	2,788	617	0	0	0	0	2,788	617
3.0 Operating Support Sub-Total	0	0	0	0	51,586	27,475	0	0	0	0	51,586	27,475
4.4 Port Handling/Inland Transportation	0	0	0	0	8,381	3,006	0	0	0	0	8,381	3,006
4.0 Transportation Sub-Total	0	0	0	0	8,381	3,006	0	0	0	0	8,381	3,006
Navy/Marine Corps Total	0	0	0	0	4,742,005	2,593,133	0	0	473,625	236,482	5,215,630	2,829,615
Navy Total	0	0	0	0	3,974,515	2,276,805	0	0	414,216	218,562	4,388,731	2,495,367
Navy Active Total	0	0	0	0	3,955,903	2,266,556	0	0	414,216	218,562	4,370,119	2,485,118
Operation and Maintenance, Navy												
1.2.1 Civilian Premium Pay	0	0	0	0	29,249	27,967	0	0	300	300	29,549	28,267
1.2.2 Civilian Temporary Hires	0	0	0	0	542	542	0	0	0	0	542	542
1.0 Personnel Sub-Total	0	0	0	0	29,791	28,509	0	0	300	300	30,091	28,809
2.1 Temporary Duty (TDY)/Additional Duty (TAD)	0	0	0	0	80,091	47,295	0	0	3,969	3,837	84,060	51,132
2.2 Clothing and Other Personnel Equipment & Supplies	0	0	0	0	4,892	2,700	0	0	289	82	5,181	2,782
2.3 Medical Support/Health Services	0	0	0	0	2,630	2,038	0	0	0	0	2,630	2,038
2.5 Other Personnel Support	0	0	0	0	1,765	834	0	0	0	0	1,765	834
2.7 Body Armor	0	0	0	0	277	277	0	0	0	0	277	277
2.0 Personnel Support Sub-Total	0	0	0	0	89,655	53,144	0	0	4,258	3,919	93,913	57,063
3.1 Training	0	0	0	0	32,576	13,452	0	0	57	14	32,633	13,466
3.2 Operations (OPTEMPO) (Fuel, Other POL, Parts)	0	0	0	0	659,102	577,745	0	0	248,841	173,733	907,943	751,478
3.3 Other Supplies & Equipment	0	0	0	0	334,397	252,709	0	0	5,183	2,725	339,580	255,434
3.4 Facilities/Base Support	0	0	0	0	164,168	80,919	0	0	0	0	164,168	80,919
3.5.1 Organization Level Maintenance	0	0	0	0	107,973	88,599	0	0	429	0	108,402	88,599
3.5.2 Intermediate Level Maintenance	0	0	0	0	35,165	20,060	0	0	0	0	35,165	20,060
3.5.3 Depot Level Maintenance	0	0	0	0	1,910,885	935,416	0	0	64,535	15,656	1,975,420	951,072
3.5.4 Contractor Logistics Support	0	0	0	0	13,571	7,653	0	0	4,500	4,500	18,071	12,153
3.6 (C4I)	0	0	0	0	60,360	22,666	0	0	0	0	60,360	22,666
3.7 Other Services and Miscellaneous Contracts	0	0	0	0	281,676	67,686	0	0	83,018	15,126	364,694	82,812
3.8 IED Operation	0	0	0	0	1,036	339	0	0	337	84	1,373	423
3.9 Psychological Operations (Information Operations)	0	0	0	0	1,036	260	0	0	337	84	1,373	344
3.0 Operating Support Sub-Total	0	0	0	0	3,601,945	2,067,504	0	0	407,237	211,922	4,009,182	2,279,426
4.1 Airlift	0	0	0	0	96,890	47,236	0	0	2,421	2,421	99,311	49,657
4.2 Sealift	0	0	0	0	94,914	67,284	0	0	0	0	94,914	67,284

COST OF WAR
Operation and Maintenance (O&M) Summary Execution by Operation, Component, Appropriation and Cost Breakdown Structure (CBS)
Beginning Fiscal Year - 2018
(Amounts in Thousands)
As of June 30, 2018

Component and Appropriation	Operation New Dawn (OND) / Post-OND Iraq Activities		Operation Enduring Freedom		Operation Freedom's Sentinel		Operation Noble Eagle		Operation Inherent Resolve		Summary	
	Obligations Year to Date	Disbursements Year to Date	Obligations Year to Date	Disbursements Year to Date	Obligations Year to Date	Disbursements Year to Date	Obligations Year to Date	Disbursements Year to Date	Obligations Year to Date	Disbursements Year to Date	Obligations Year to Date	Disbursements Year to Date
4.4 Port Handling/Inland Transportation	0	0	0	0	4,000	40	0	0	0	0	4,000	40
4.5 Other Transportation	0	0	0	0	38,261	2,574	0	0	0	0	38,261	2,574
4.6 Second Destination Transportation	0	0	0	0	447	265	0	0	0	0	447	265
4.0 Transportation Sub-Total	0	0	0	0	234,512	117,399	0	0	2,421	2,421	236,933	119,820
Navy Reserve Total	0	0	0	0	18,612	10,249	0	0	0	0	18,612	10,249
Operation and Maintenance, Navy Reserve												
2.2 Clothing and Other Personnel Equipment & Supplies	0	0	0	0	1,125	58	0	0	0	0	1,125	58
2.3 Medical Support/Health Services	0	0	0	0	295	294	0	0	0	0	295	294
2.4 Reserve Component Activation/Deactivation	0	0	0	0	1,849	823	0	0	0	0	1,849	823
2.0 Personnel Support Sub-Total	0	0	0	0	3,269	1,175	0	0	0	0	3,269	1,175
3.1 Training	0	0	0	0	632	111	0	0	0	0	632	111
3.3 Other Supplies & Equipment	0	0	0	0	1	1	0	0	0	0	1	1
3.4 Facilities/Base Support	0	0	0	0	803	0	0	0	0	0	803	0
3.5.1 Organization Level Maintenance	0	0	0	0	11	11	0	0	0	0	11	11
3.5.3 Depot Level Maintenance	0	0	0	0	12,769	8,948	0	0	0	0	12,769	8,948
3.7 Other Services and Miscellaneous Contracts	0	0	0	0	1,122	0	0	0	0	0	1,122	0
3.0 Operating Support Sub-Total	0	0	0	0	15,338	9,071	0	0	0	0	15,338	9,071
4.6 Second Destination Transportation	0	0	0	0	5	3	0	0	0	0	5	3
4.0 Transportation Sub-Total	0	0	0	0	5	3	0	0	0	0	5	3
Marine Corps Total	0	0	0	0	767,490	316,328	0	0	59,409	17,920	826,899	334,248
Marine Corps Active Total	0	0	0	0	764,861	315,565	0	0	59,409	17,920	824,270	333,485
Operation and Maintenance, Marine Corps												
1.2.1 Civilian Premium Pay	0	0	0	0	1,379	520	0	0	12	12	1,391	532
1.0 Personnel Sub-Total	0	0	0	0	1,379	520	0	0	12	12	1,391	532
2.1 Temporary Duty (TDY)/Additional Duty (TAD)	0	0	0	0	63,735	49,703	0	0	3,468	2,040	67,203	51,743
2.2 Clothing and Other Personnel Equipment & Supplies	0	0	0	0	2,720	185	0	0	0	0	2,720	185
2.2.1 Organizational Clothing	0	0	0	0	1,006	76	0	0	0	0	1,006	76
2.3 Medical Support/Health Services	0	0	0	0	4,910	3,368	0	0	323	192	5,233	3,560
2.5 Other Personnel Support	0	0	0	0	18,601	13,789	0	0	5,873	3,689	24,474	17,478
2.0 Personnel Support Sub-Total	0	0	0	0	90,972	67,121	0	0	9,664	5,921	100,636	73,042
3.1 Training	0	0	0	0	27,876	7,284	0	0	534	248	28,410	7,532
3.2 Operations (OPTEMPO) (Fuel, Other POL, Parts)	0	0	0	0	88,201	51,457	0	0	1,111	1,042	89,312	52,499
3.2.1 MRAP Vehicles Operation	0	0	0	0	17,288	1,878	0	0	0	0	17,288	1,878
3.3 Other Supplies & Equipment	0	0	0	0	99,836	58,308	0	0	1,430	892	101,266	59,200
3.4 Facilities/Base Support	0	0	0	0	31,421	3,564	0	0	0	0	31,421	3,564
3.5.1 Organization Level Maintenance	0	0	0	0	1,862	1,301	0	0	0	0	1,862	1,301
3.5.2 Intermediate Level Maintenance	0	0	0	0	9,343	3,915	0	0	0	0	9,343	3,915
3.5.3 Depot Level Maintenance	0	0	0	0	28,298	9,268	0	0	23,495	5,232	51,793	14,500
3.5.4 Contractor Logistics Support	0	0	0	0	25,774	741	0	0	0	0	25,774	741
3.5.6 MRAP Vehicles Equipment Maintenance	0	0	0	0	2,286	1,289	0	0	0	0	2,286	1,289
3.6 (C4I)	0	0	0	0	9,472	1,897	0	0	994	1	10,466	1,898
3.7 Other Services and Miscellaneous Contracts	0	0	0	0	246,419	64,388	0	0	22,015	4,572	268,434	68,960
3.0 Operating Support Sub-Total	0	0	0	0	588,076	205,290	0	0	49,579	11,987	637,655	217,277
4.1 Airlift	0	0	0	0	10,363	4,626	0	0	0	0	10,363	4,626
4.2 Sealift	0	0	0	0	12,298	109	0	0	0	0	12,298	109
4.4 Port Handling/Inland Transportation	0	0	0	0	322	228	0	0	0	0	322	228
4.5 Other Transportation	0	0	0	0	42,342	33,512	0	0	154	0	42,496	33,512
4.6 Second Destination Transportation	0	0	0	0	19,000	4,117	0	0	0	0	19,000	4,117
4.7 MRAP Vehicles Transportation	0	0	0	0	14	8	0	0	0	0	14	8
4.8 Retrograde of Personnel and Equipment	0	0	0	0	95	34	0	0	0	0	95	34
4.0 Transportation Sub-Total	0	0	0	0	84,434	42,634	0	0	154	0	84,588	42,634
Marine Corps Reserve Total	0	0	0	0	2,629	763	0	0	0	0	2,629	763
Operation and Maintenance, USMC Reserve												
2.1 Temporary Duty (TDY)/Additional Duty (TAD)	0	0	0	0	134	4	0	0	0	0	134	4
2.4 Reserve Component Activation/Deactivation	0	0	0	0	81	81	0	0	0	0	81	81

COST OF WAR
Operation and Maintenance (O&M) Summary Execution by Operation, Component, Appropriation and Cost Breakdown Structure (CBS)
Beginning Fiscal Year - 2018
(Amounts in Thousands)
As of June 30, 2018

Component and Appropriation	Operation New Dawn (OND) / Post-OND Iraq Activities		Operation Enduring Freedom		Operation Freedom's Sentinel		Operation Noble Eagle		Operation Inherent Resolve		Summary	
	Obligations Year to Date	Disbursements Year to Date	Obligations Year to Date	Disbursements Year to Date	Obligations Year to Date	Disbursements Year to Date	Obligations Year to Date	Disbursements Year to Date	Obligations Year to Date	Disbursements Year to Date	Obligations Year to Date	Disbursements Year to Date
2.0 Personnel Support Sub-Total	0	0	0	0	215	85	0	0	0	0	215	85
3.1 Training	0	0	0	0	3,141	1,154	0	0	0	0	3,141	1,154
3.2 Operations (OPTEMPO) (Fuel, Other POL, Parts)	0	0	0	0	-727	-476	0	0	0	0	-727	-476
3.0 Operating Support Sub-Total	0	0	0	0	2,414	678	0	0	0	0	2,414	678
Air Force Total	0	0	0	0	5,894,027	2,796,350	17,982	17,704	1,312,118	1,040,498	7,224,127	3,854,552
Air Force Active Total	0	0	0	0	5,876,196	2,790,728	17,982	17,704	1,312,040	1,040,497	7,206,218	3,848,929
Operation and Maintenance, Air Force												
1.2.2 Civilian Temporary Hires	0	0	0	0	36,660	35,872	3,053	3,053	3,426	3,399	43,139	42,324
1.0 Personnel Sub-Total	0	0	0	0	36,660	35,872	3,053	3,053	3,426	3,399	43,139	42,324
2.1 Temporary Duty (TDY)/Additional Duty (TAD)	0	0	0	0	154,947	110,445	1,026	823	15,173	10,692	171,146	121,960
2.2 Clothing and Other Personnel Equipment & Supplies	0	0	0	0	3,823	2,882	0	0	1,241	641	5,064	3,523
2.3 Medical Support/Health Services	0	0	0	0	14,492	13,100	77	30	1,248	1,141	15,817	14,271
2.5 Other Personnel Support	0	0	0	0	65,058	30,512	0	0	27,592	19,211	92,650	49,723
2.0 Personnel Support Sub-Total	0	0	0	0	238,320	156,939	1,103	853	45,254	31,685	284,677	189,477
3.1 Training	0	0	0	0	43,127	14,983	0	0	1,985	622	45,112	15,605
3.2 Operations (OPTEMPO) (Fuel, Other POL, Parts)	0	0	0	0	324,288	323,352	13,780	13,780	905,281	903,521	1,243,349	1,240,653
3.3 Other Supplies & Equipment	0	0	0	0	423,900	191,081	14	9	47,631	25,626	471,545	216,716
3.4 Facilities/Base Support	0	0	0	0	149,164	59,527	12	9	26,511	5,213	175,687	64,749
3.5.3 Depot Level Maintenance	0	0	0	0	1,849,415	642,781	0	0	0	0	1,849,415	642,781
3.6 (C4I)	0	0	0	0	715,825	234,121	0	0	29,479	5,169	745,304	239,290
3.7 Other Services and Miscellaneous Contracts	0	0	0	0	1,152,359	487,146	0	0	110,466	25,150	1,262,825	512,296
3.0 Operating Support Sub-Total	0	0	0	0	4,658,078	1,952,991	13,806	13,798	1,121,353	965,301	5,793,237	2,932,090
4.1 Airlift	0	0	0	0	831,083	607,138	0	0	137,282	36,824	968,365	643,962
4.2 Sealift	0	0	0	0	20	0	0	0	0	0	20	0
4.4 Port Handling/Inland Transportation	0	0	0	0	44,870	10,374	0	0	0	0	44,870	10,374
4.5 Other Transportation	0	0	0	0	65,776	26,232	20	0	4,696	3,264	70,492	29,496
4.8 Retrograde of Personnel and Equipment	0	0	0	0	1,389	1,182	0	0	2	2	1,391	1,184
4.0 Transportation Sub-Total	0	0	0	0	943,138	644,926	20	0	141,980	40,090	1,085,138	685,016
7.6.2 U.S. Trainer/Enabler	0	0	0	0	0	0	0	0	27	22	27	22
7.0 Other Support Sub-Total	0	0	0	0	0	0	0	0	27	22	27	22
Air Force Reserve Total	0	0	0	0	14,566	3,699	0	0	78	1	14,644	3,700
Operation and Maintenance, Air Force Reserve												
2.1 Temporary Duty (TDY)/Additional Duty (TAD)	0	0	0	0	3,519	2,077	0	0	0	0	3,519	2,077
2.0 Personnel Support Sub-Total	0	0	0	0	3,519	2,077	0	0	0	0	3,519	2,077
3.3 Other Supplies & Equipment	0	0	0	0	161	141	0	0	78	1	239	142
3.4 Facilities/Base Support	0	0	0	0	1,549	426	0	0	0	0	1,549	426
3.5.3 Depot Level Maintenance	0	0	0	0	9,337	1,055	0	0	0	0	9,337	1,055
3.0 Operating Support Sub-Total	0	0	0	0	11,047	1,622	0	0	78	1	11,125	1,623
Air Force National Guard Total	0	0	0	0	3,265	1,923	0	0	0	0	3,265	1,923
Operation and Maintenance, Air Natl Guard												
2.1 Temporary Duty (TDY)/Additional Duty (TAD)	0	0	0	0	250	196	0	0	0	0	250	196
2.0 Personnel Support Sub-Total	0	0	0	0	250	196	0	0	0	0	250	196
3.1 Training	0	0	0	0	4	4	0	0	0	0	4	4
3.3 Other Supplies & Equipment	0	0	0	0	1,059	780	0	0	0	0	1,059	780
3.4 Facilities/Base Support	0	0	0	0	527	327	0	0	0	0	527	327
3.6 (C4I)	0	0	0	0	24	2	0	0	0	0	24	2
3.7 Other Services and Miscellaneous Contracts	0	0	0	0	1,401	614	0	0	0	0	1,401	614
3.0 Operating Support Sub-Total	0	0	0	0	3,015	1,727	0	0	0	0	3,015	1,727
Defense Health Program Total	0	0	0	0	288,171	255,512	0	0	0	0	288,171	255,512
Defense Health Program, Defense												
2.3 Medical Support/Health Services	0	0	0	0	288,171	255,512	0	0	0	0	288,171	255,512

COST OF WAR
Operation and Maintenance (O&M) Summary Execution by Operation, Component, Appropriation and Cost Breakdown Structure (CBS)
Beginning Fiscal Year - 2018
(Amounts in Thousands)
As of June 30, 2018

Component and Appropriation	Operation New Dawn (OND) / Post-OND Iraq Activities		Operation Enduring Freedom		Operation Freedom's Sentinel		Operation Noble Eagle		Operation Inherent Resolve		Summary	
	Obligations Year to Date	Disbursements Year to Date	Obligations Year to Date	Disbursements Year to Date	Obligations Year to Date	Disbursements Year to Date	Obligations Year to Date	Disbursements Year to Date	Obligations Year to Date	Disbursements Year to Date	Obligations Year to Date	Disbursements Year to Date
2.0 Personnel Support Sub-Total	0	0	0	0	288,171	255,512	0	0	0	0	288,171	255,512
DODIG Total	0	0	0	0	4,208	4,157	0	0	8,847	8,224	13,055	12,381
Office of the Inspector General, Defense												
1.2.1 Civilian Premium Pay	0	0	0	0	601	601	0	0	1,099	1,099	1,700	1,700
1.2.2 Civilian Temporary Hires	0	0	0	0	3,398	3,398	0	0	6,311	6,311	9,709	9,709
1.0 Personnel Sub-Total	0	0	0	0	3,999	3,999	0	0	7,410	7,410	11,409	11,409
2.1 Temporary Duty (TDY)/Additional Duty (TAD)	0	0	0	0	204	153	0	0	1,152	793	1,356	946
2.2 Clothing and Other Personnel Equipment & Supplies	0	0	0	0	0	0	0	0	8	8	8	8
2.0 Personnel Support Sub-Total	0	0	0	0	204	153	0	0	1,160	801	1,364	954
3.1 Training	0	0	0	0	2	2	0	0	46	12	48	14
3.3 Other Supplies & Equipment	0	0	0	0	3	3	0	0	1	1	4	4
3.7 Other Services and Miscellaneous Contracts	0	0	0	0	0	0	0	0	230	0	230	0
3.0 Operating Support Sub-Total	0	0	0	0	5	5	0	0	277	13	282	18
Defense Agency Total	0	0	0	0	2,670,018	939,458	0	0	275,400	148,531	2,945,418	1,087,989
Operation and Maintenance, Defense-Wide												
1.2.1 Civilian Premium Pay	0	0	0	0	70,583	61,134	0	0	3,786	3,562	74,369	64,696
1.2.2 Civilian Temporary Hires	0	0	0	0	7,057	6,360	0	0	559	509	7,616	6,869
1.0 Personnel Sub-Total	0	0	0	0	77,640	67,494	0	0	4,345	4,071	81,985	71,565
2.1 Temporary Duty (TDY)/Additional Duty (TAD)	0	0	0	0	114,770	69,765	0	0	17,891	13,186	132,661	82,951
2.2 Clothing and Other Personnel Equipment & Supplies	0	0	0	0	1,172	465	0	0	21	19	1,193	484
2.3 Medical Support/Health Services	0	0	0	0	3,763	1,106	0	0	787	299	4,550	1,405
2.5 Other Personnel Support	0	0	0	0	30,996	28,450	0	0	0	0	30,996	28,450
2.0 Personnel Support Sub-Total	0	0	0	0	150,701	99,786	0	0	18,699	13,504	169,400	113,290
3.1 Training	0	0	0	0	19,270	7,257	0	0	3,208	1,085	22,478	8,342
3.2 Operations (OPTEMPO) (Fuel, Other POL, Parts)	0	0	0	0	80,390	50,349	0	0	87,205	35,117	167,595	85,466
3.3 Other Supplies & Equipment	0	0	0	0	78,693	36,101	0	0	18,505	4,817	97,198	40,918
3.4 Facilities/Base Support	0	0	0	0	4,389	1,665	0	0	0	0	4,389	1,665
3.5.1 Organization Level Maintenance	0	0	0	0	543	203	0	0	1	1	544	204
3.5.2 Intermediate Level Maintenance	0	0	0	0	2,875	1,816	0	0	7	0	2,882	1,816
3.5.3 Depot Level Maintenance	0	0	0	0	39,422	5,965	0	0	0	0	39,422	5,965
3.5.4 Contractor Logistics Support	0	0	0	0	278,377	120,864	0	0	42,653	24,901	321,030	145,765
3.5.6 MRAP Vehicles Equipment Maintenance	0	0	0	0	62,876	8,053	0	0	0	0	62,876	8,053
3.6 (C4I)	0	0	0	0	295,582	12,090	0	0	15,551	9,840	311,133	21,930
3.7 Other Services and Miscellaneous Contracts	0	0	0	0	1,257,406	375,482	0	0	59,441	37,726	1,316,847	413,208
3.0 Operating Support Sub-Total	0	0	0	0	2,119,823	619,845	0	0	226,571	113,487	2,346,394	733,332
4.1 Airlift	0	0	0	0	225,054	78,125	0	0	25,400	17,281	250,454	95,406
4.2 Sealift	0	0	0	0	4,219	1,052	0	0	0	0	4,219	1,052
4.4 Port Handling/Inland Transportation	0	0	0	0	2,771	2,122	0	0	90	68	2,861	2,190
4.5 Other Transportation	0	0	0	0	13,368	2,604	0	0	295	120	13,663	2,724
4.6 Second Destination Transportation	0	0	0	0	128	28	0	0	0	0	128	28
4.0 Transportation Sub-Total	0	0	0	0	245,540	83,931	0	0	25,785	17,469	271,325	101,400
6.2.1 Basic Research	0	0	0	0	84	84	0	0	0	0	84	84
6.0 Investment Sub-Total	0	0	0	0	84	84	0	0	0	0	84	84
7.1.90 Coalition Readiness Support Program (CRSP)	0	0	0	0	9,070	8,424	0	0	0	0	9,070	8,424
7.2.1 Transportation Support	0	0	0	0	18,554	11,288	0	0	0	0	18,554	11,288
7.2.2 Logistic Support	0	0	0	0	48,606	48,606	0	0	0	0	48,606	48,606
7.0 Other Support Sub-Total	0	0	0	0	76,230	68,318	0	0	0	0	76,230	68,318

FY 2018 Cost of War for FY 2018 Appropriations

FY 2018 Estimate of Cost of War for FY 2018 Appropriations
(Amounts in Thousands)
As of June 30, 2018

APPROPRIATION Fiscal Year 2018 Accounts	Notes	Funds Appropriated 1/	Funds Transferred	Funds Available	Obligations June 2018	Obligations CFI 2/	Disbursements CFI 3/	Unpaid Obligations	Unobligated Balance	Percent Obligated
21 2018/2018 2010 Military Personnel, Army		2,527,223	0	2,527,223	207,955	1,872,813	1,872,813	0	654,410	74%
21 2018/2018 2070 Reserve Personnel, Army	4/	17,842	0	17,842	2,279	18,801	16,302	2,499	-959	105%
21 2018/2018 2060 National Guard Personnel, Army		165,260	0	165,260	13,516	110,322	99,864	10,458	54,938	67%
21 2018/2018 2020 Operation and Maintenance, Army		15,382,649	0	15,382,649	1,766,292	11,424,091	4,829,678	6,594,413	3,958,558	74%
21 2018/2018 2080 Operation and Maintenance, Army Reserve		24,699	0	24,699	2,337	17,683	9,552	8,131	7,016	72%
21 2018/2018 2065 Operation and Maintenance, Army Natl Guard		108,036	0	108,036	7,823	71,552	37,204	34,348	36,484	66%
21 2018/2020 2031 Aircraft Procurement, Army		387,211	0	387,211	16,778	64,167	12,212	51,955	323,044	17%
21 2018/2020 2032 Missile Procurement, Army		628,264	0	628,264	592	713	18	695	627,551	0%
21 2018/2020 2034 Procurement of Ammunition, Army		119,372	0	119,372	41,894	62,360	83	62,277	57,012	52%
21 2018/2020 2035 Other Procurement, Army		276,179	0	276,179	7,345	157,046	20,900	136,146	119,133	57%
21 2018/2019 2040 Research, Development, Test, and Eval, Army		182,876	0	182,876	11,867	111,128	6,439	104,689	71,748	61%
21 2018/2022 2050 Military Construction, Army		130,400	0	130,400	0	0	0	0	130,400	0%
17 2018/2018 1453 Military Personnel, Navy		376,991	0	376,991	34,162	288,897	286,746	2,151	88,094	77%
17 2018/2018 1405 Reserve Personnel, Navy	4/	9,091	0	9,091	973	11,588	10,140	1,448	-2,497	127%
17 2018/2018 1804 Operation and Maintenance, Navy		5,749,985	0	5,749,985	426,717	4,370,119	2,485,118	1,885,001	1,379,866	76%
17 2018/2018 1806 Operation and Maintenance, Navy Reserve		23,980	0	23,980	2,934	18,612	10,249	8,363	5,368	78%
17 2018/2020 1506 Aircraft Procurement, Navy		157,300	0	157,300	607	39,785	2,328	37,457	117,515	25%
17 2018/2020 1507 Weapons Procurement, Navy		130,994	0	130,994	-452	84,819	2,330	82,489	46,175	65%
17 2018/2020 1508 Procurement of Ammunition, Navy and USMC		233,406	0	233,406	12,241	186,685	1,067	185,618	46,721	80%
17 2018/2020 1810 Other Procurement, Navy		178,573	0	178,573	36,364	62,600	3,653	58,947	115,973	35%
17 2018/2019 1319 Research, Development, Test, and Eval, Navy		66,110	0	66,110	14,077	27,328	2,918	24,410	38,782	41%
17 2018/2018 1105 Military Personnel, Marine Corps		103,979	0	103,979	2,000	82,830	82,830	0	21,149	80%
17 2018/2018 1108 Reserve Personnel, Marine Corps		2,328	0	2,328	64	2,170	220	1,950	158	93%
17 2018/2018 1106 Operation and Maintenance, Marine Corps		1,099,624	0	1,099,624	121,940	824,270	333,485	490,785	275,354	75%
17 2018/2018 1107 Operation and Maintenance, USMC Reserve		3,367	0	3,367	978	2,629	763	1,866	738	78%
17 2018/2020 1109 Procurement, Marine Corps		64,307	0	64,307	6,531	28,611	422	28,189	35,696	44%
57 2018/2018 3500 Military Personnel, Air Force		884,757	0	884,757	227,716	830,073	678,264	151,809	54,684	94%
57 2018/2018 3700 Reserve Personnel, Air Force		20,609	0	20,609	1,567	15,711	9,445	6,266	4,898	76%
57 2018/2018 3850 National Guard Personnel, Air Force		5,484	0	5,484	284	3,513	2,689	824	1,971	64%
57 2018/2018 3400 Operation and Maintenance, Air Force		9,718,110	0	9,718,110	725,046	7,206,218	3,848,929	3,357,289	2,511,892	74%
57 2018/2018 3740 Operation and Maintenance, Air Force Reserve		53,523	0	53,523	947	14,644	3,700	10,944	38,879	27%
57 2018/2018 3840 Operation and Maintenance, Air Natl Guard		15,400	0	15,400	572	3,265	1,923	1,342	12,135	21%
57 2018/2020 3010 Aircraft Procurement, Air Force		478,521	0	478,521	7	7	0	7	478,514	0%
57 2018/2020 3020 Missile Procurement, Air Force		481,700	0	481,700	4	4	0	4	481,696	0%
57 2018/2020 3021 Space Procurement, Air Force		2,256	0	2,256	0	0	0	0	2,256	0%
57 2018/2020 3011 Procurement of Ammunition, Air Force		551,509	0	551,509	452	452	0	452	551,057	0%
57 2018/2020 3080 Other Procurement, Air Force		123,017	0	123,017	4	4	4	0	123,013	0%
57 2018/2019 3600 Research, Development, Test and Eval, Air Force		63,200	0	63,200	0	0	0	0	63,200	0%
57 2018/2022 3300 Military Construction, Air Force		178,400	0	178,400	0	0	0	0	178,400	0%
97 2018/2018 0100 Operation and Maintenance, Defense-Wide		4,443,473	0	4,443,473	600,045	2,936,348	1,079,565	1,856,783	1,507,125	66%
97 2018/2019 0100 Operation and Maintenance, Defense-Wide		1,000,000	0	1,000,000	0	9,070	8,424	646	990,930	1%
97 2018/2018 0107 Office of the Inspector General, Defense		24,692	0	24,692	1,469	13,055	12,381	674	11,637	53%
97 2018/2018 0130 Defense Health Program, Defense		395,805	0	395,805	36,405	288,171	255,512	32,659	107,634	73%
97 2018/2020 0300 Procurement, Defense-Wide		475,388	0	475,388	35,371	185,052	25,153	159,899	290,336	39%
97 2018/2019 0400 Research, Development, Test and Eval, Defense		216,220	0	216,220	19,812	79,588	2,450	77,138	136,632	37%
97 2018/2022 0500 Military Construction, Defense-Wide		22,400	0	22,400	0	0	0	0	22,400	0%
97 2018/XXXX 4930 Defense Working Capital Funds, Defense		98,845	0	98,845	0	0	0	0	98,845	0%
21 2018/2019 2091 Afghanistan Security Forces Fund, Army		4,666,815	0	4,666,815	122,707	2,345,056	1,993,413	351,643	2,321,759	50%
97 2018/2018 0105 Drug Interdiction & Cntr Drug Activities		196,300	0	196,300	0	0	0	0	196,300	0%
97 2018/2020 2093 Joint Improvised Explosive Device Defeat Fund	5/	0	0	0	-1,062	-15,439	869	-16,308	15,439	0%
21 2018/2019 2099 Counter-ISIL Train and Equip Fund		1,769,000	0	1,769,000	123,865	208,979	75,885	133,094	1,560,021	12%

**FY 2018 Estimate of Cost of War for FY 2018 Appropriations
(Amounts in Thousands)
As of June 30, 2018**

APPROPRIATION Fiscal Year 2018 Accounts	Notes	Funds Appropriated 1/	Funds Transferred	Funds Available	Obligations June 2018	Obligations CFI 2/	Disbursements CFI 3/	Unpaid Obligations	Unobligated Balance	Percent Obligated
Sub-Total		54,035,470	0	54,035,470	4,633,025	34,065,390	18,125,940	15,939,450	19,970,080	63%
Non-War Funds		0	0	0	0	0	0	0	0	0%
Operation Noble Eagle - Baseline Funds	2/	0	0	89,120	0	0	0	0	89,120	0%
Grand Total		54,035,470	0	54,124,590	4,633,025	34,065,390	18,125,940	15,939,450	20,059,200	20%

**FY 2018 Estimate of Cost of War for FY 2018 Appropriations
(Amounts in Thousands)
As of June 30, 2018**

FY 2018 Status of Funds Footnotes:

- 1/ Reflects funding provided in Public Law 114-223, the Continuing Resolutions Act, 2017.
- 2/ Obligations include **\$89,120** for Operation Noble Eagle (ONE) as a cost of war.
- 3/ CFI is Cumulative From Inception.
- 4/ Obligations that exceed funds available reflect cash flowing from baseline operations.
- 5/ Disbursements that exceed obligations represents a reporting error and will be corrected in a subsequent reporting period

FY 2018 Cost of War for FY 2017 Appropriations

FY 2018 Estimate of Cost of War for FY 2017 Appropriations
(Amounts in Thousands)
As of June 30, 2018

APPROPRIATION Fiscal Year 2017 Accounts	Notes	Funds Appropriated 1/	Funds Transferred	Funds Available	Obligations June 2018	Obligations CFI 2/3	Disbursements CFI 3/	Unpaid Obligations	Unobligated Balance	Percent Obligated
21 2017/2017 2010 Military Personnel, Army	/6	2,042,682	-14,608	2,028,074	0	2,101,783	2,101,783	0	-73,709	104%
21 2017/2017 2070 Reserve Personnel, Army		17,084	0	17,084	-1	15,230	14,326	904	1,854	89%
21 2017/2017 2060 National Guard Personnel, Army		131,630	3,358	134,988	0	128,175	117,079	11,096	6,813	95%
21 2017/2017 2020 Operation and Maintenance, Army	/5	14,813,205	-81,781	14,731,424	-998	14,598,771	7,315,364	7,283,407	132,653	99%
21 2017/2017 2080 Operation and Maintenance, Army Reserve	/5 /6	23,910	-1,912	21,998	0	22,083	14,846	7,237	-85	100%
21 2017/2017 2065 Operation and Maintenance, Army Natl Guard	/5	65,250	610	65,860	0	59,607	34,531	25,076	6,253	91%
21 2017/2019 2031 Aircraft Procurement, Army		253,711	194,140	447,851	76,650	346,404	94,944	251,460	101,447	77%
21 2017/2019 2032 Missile Procurement, Army		324,507	36,700	361,207	37,071	301,112	24,003	277,109	60,095	83%
21 2017/2019 2033 Procurement of Weapons & Tracked Vehicles		22,410	0	22,410	0	22,410	1,874	20,536	0	100%
21 2017/2019 2034 Procurement of Ammunition, Army		88,460	9,100	97,560	7,170	88,924	10,228	78,696	8,636	91%
21 2017/2019 2035 Other Procurement, Army		926,195	38,300	964,495	22,931	821,439	371,800	449,639	143,056	85%
21 2017/2018 2040 Research, Development, Test, and Eval, Army		279,789	15,600	295,389	1743	270,972	178,050	92,922	24,417	92%
21 2017/2021 2050 Military Construction, Army		11,500	0	11,500	10	763	176	587	10,737	7%
17 2017/2017 1453 Military Personnel, Navy	/6	334,781	0	334,781	0	369,353	369,319	34	-34,572	110%
17 2017/2017 1405 Reserve Personnel, Navy	/6	11,929	0	11,929	0	14,460	12,592	1,868	-2,531	121%
17 2017/2017 1804 Operation and Maintenance, Navy	/5 /6	5,245,390	5,473	5,250,863	0	5,477,645	3,892,953	1,584,692	-226,782	104%
17 2017/2017 1806 Operation and Maintenance, Navy Reserve	/6	26,265	0	26,265	0	29,841	18,866	10,975	-3,576	114%
17 2017/2019 1506 Aircraft Procurement, Navy		409,179	28,335	437,514	72339	365,339	164,174	201,165	72,175	84%
17 2017/2019 1507 Weapons Procurement, Navy		8,600	0	8,600	0	6,180	351	5,829	2,420	72%
17 2017/2019 1508 Procurement of Ammunition, Navy and USMC		123,380	0	123,380	1,247	115,154	47,379	67,775	8,226	93%
17 2017/2019 1810 Other Procurement, Navy	/6	42,397	6,531	48,928	4,172	99,893	9,524	90,369	-50,965	204%
17 2017/2018 1319 Research, Development, Test, and Eval, Navy	/6	39,407	0	39,407	-5	40,037	22,513	17,524	-630	102%
17 2017/2021 1205 Military Construction, Navy and Marine Corps	/6	0	0	0	0	190	0	190	-190	0%
17 2017/2017 1105 Military Personnel, Marine Corps		185,573	-51,006	134,567	0	103,312	0	103,312	31,255	77%
17 2017/2017 1108 Reserve Personnel, Marine Corps	/6	3,764	0	3,764	0	3,835	0	3,835	-71	102%
17 2017/2017 1106 Operation and Maintenance, Marine Corps	/5	1,056,632	552,750	1,609,382	-30	1,581,649	1,113,320	468,329	27,733	98%
17 2017/2017 1107 Operation and Maintenance, USMC Reserve		3,304	0	3,304	-1	3,220	3,164	56	84	97%
17 2017/2019 1109 Procurement, Marine Corps		155,915	20,700	176,615	730	55,150	38,392	16,758	121,465	31%
57 2017/2017 3500 Military Personnel, Air Force	/6	857,111	0	857,111	0	860,901	860,901	0	-3,790	100%
57 2017/2017 3700 Reserve Personnel, Air Force		20,535	272	20,807	0	20,567	15,540	5,027	240	99%
57 2017/2017 3850 National Guard Personnel, Air Force		5,288	52	5,340	0	5,128	4,636	492	212	96%
57 2017/2017 3400 Operation and Maintenance, Air Force	/5	9,336,307	72,006	9,408,313	18,456	9,305,141	8,208,676	1,096,465	103,172	99%
57 2017/2017 3740 Operation and Maintenance, Air Force Reserve		57,586	0	57,586	-21	55,796	50,400	5,396	1,790	97%
57 2017/2017 3840 Operation and Maintenance, Air Natl Guard		20,000	0	20,000	0	14,587	6,281	8,306	5,413	73%
57 2017/2019 3010 Aircraft Procurement, Air Force		820,919	0	820,919	145	42,725	18,470	24,255	778,194	5%
57 2017/2019 3020 Missile Procurement, Air Force		134,295	0	134,295	4,217	102,260	2,267	99,993	32,035	76%
57 2017/2019 3011 Procurement of Ammunition, Air Force	/6	151,908	1,020	152,928	-224	396,612	25,923	370,689	-243,684	259%
57 2017/2019 3080 Other Procurement, Air Force		249,576	22,665	272,241	-1,611	21,977	8,756	13,221	250,264	8%
57 2017/2018 3600 Research, Development, Test and Eval, Air Force		59,740	21,643	81,383	27	14,804	14,133	671	66,579	18%
57 2017/2021 3300 Military Construction, Air Force		20,011	0	20,011	0	0	0	0	20,011	0%
97 2017/2017 0100 Operation and Maintenance, Defense-Wide	/5	6,607,347	-2,026,728	4,580,619	-108	4,049,476	2,740,797	1,308,679	531,143	88%
97 2017/2018 0100 Operation and Maintenance, Defense-Wide		0	1,670,000	1,670,000	0	18,398	18,398	0	1,651,602	1%
97 2017/2017 0107 Office of the Inspector General, Defense		22,062	-5,000	17,062	0	12,086	5,788	6,298	4,976	71%

**FY 2018 Estimate of Cost of War for FY 2017 Appropriations
(Amounts in Thousands)
As of June 30, 2018**

APPROPRIATION Fiscal Year 2017 Accounts	Notes	Funds Appropriated 1/	Funds Transferred	Funds Available	Obligations June 2018	Obligations CFI 2/3	Disbursements CFI 3/	Unpaid Obligations	Unobligated Balance	Percent Obligated
97 2017/2017 0130 Defense Health Program, Defense	/6	322,859	0	322,859	-97	333,267	309,796	23,471	-10,408	103%
97 2017/2019 0300 Procurement, Defense-Wide		351,437	78,070	429,507	1,681	397,792	190,005	207,787	31,715	93%
97 2017/2018 0400 Research, Development, Test and Eval, Defense	/6	0	0	0	0	1,972	113	1,859	-1,972	0%
97 2017/XXXX 4930 Defense Working Capital Funds, Defense		95,481	0	95,481	0	5,447	4,859	588	90,034	6%
21 2017/2018 2091 Afghanistan Security Forces Fund, Army		4,162,715	0	4,162,715	-2,064	3,893,167	3,672,753	220,414	269,548	94%
21 2017/2019 2093 Joint Improvised Explosive Device Defeat Fund		87,800	0	87,800	-3,882	83,868	70,341	13,527	3,932	96%
21 2017/2018 2097 Iraq Train and Equip Fund	7/	289,500	0	289,500	2,852	286,119	345,787	-59,668	3,381	99%
97 2017/2017 0105 Drug Interdiction & Cntr Drug Activities		191,533	-107,000	84,533	0	0	0	0	84,533	0%
97 2017/2019 2093 Joint Improvised Explosive Device Defeat Fund		339,472	0	339,472	-8,290	328,616	226,945	101,671	10,856	97%
21 2017/2018 2099 Counter-ISIL Train and Equip Fund		1,526,400	-168,268	1,358,132	12,743	1,207,148	1,051,813	155,335	150,984	89%
Sub-Total		52,376,731	321,022	52,697,753	246,852	48,500,785	33,824,929	14,675,856	4,196,968	92%
Non-War Funds	4/	29,728,110	0	29,728,110	0	0	0	0	29,728,110	0%
Operation Noble Eagle - Baseline Funds	2/	0	0	95,698	0	0	0	0	95,698	0%
Grand Total		82,104,841	321,022	82,521,561	246,852	48,500,785	33,824,929	14,675,856	34,020,776	20%

**FY 2018 Estimate of Cost of War for FY 2017 Appropriations
(Amounts in Thousands)
As of June 30, 2018**

FY 2017 Status of Funds Footnotes:

1/ Reflects funding provided in Public Law 114-223, the Continuing Resolutions Act, 2017.

2/ Obligations include **\$95,698** for Operation Noble Eagle (ONE) as a cost of war.

3/ CFI is Cumulative From Inception.

4/ Table 2 reflects Non-War funds whose execution is not included in the DoD Cost of War Report.

5/ Table 3 reflects OCO funding that was reduced by **\$355,041** due to a congressional mark that was applied to the Department of Defense Appropriations Act, 2016.

6/ Obligations that exceed funds available reflect cash flowing from baseline operations.

7/ Disbursements that exceed obligations represents a reporting error and will be corrected in a subsequent reporting period

**FY 2018 Estimate of Cost of War for FY 2017 Appropriations
(Amounts in Thousands)
As of June 30, 2018**

Table 1 -- Reprogramming Actions into/out of Cost of War Funds

Reprogramming Action:	1	2	3	4	5
APPROPRIATION					
2017/2017 Military Personnel, Army		22,092		-36,700	
2017/2017 National Guard Personnel, Army	744		2,126		
2017/2017 Operation and Maintenance, Army	45,000		100,968	-253,692	
2017/2017 Operation and Maintenance, Army Reserve				-1,912	
2017/2017 Operation and Maintenance, Army Natl Guard			610		
2017/2019 Aircraft Procurement, Army			116,100	78,040	
2017/2019 Missile Procurement, Army				36,700	
2017/2019 Procurement of Ammunition, Army				9,100	
2017/2019 Other Procurement, Army			4,900	33,400	
2017/2018 Research, Development, Test, and Eval, Army				15,600	
2017/2017 Operation and Maintenance, Navy	850		4,123		
2017/2019 Aircraft Procurement, Navy			28,335		
2017/2019 Other Procurement, Navy			6,531		
2017/2017 Military Personnel, Marine Corps				-51,006	
2017/2017 Operation and Maintenance, Marine Corps					552,750
2017/2019 Procurement, Marine Corps			20,700		
2017/2017 Reserve Personnel, Air Force	272				
2017/2017 National Guard Personnel, Air Force					
2017/2017 Operation and Maintenance, Air Force	18,534		11,455		
2017/2019 Procurement of Ammunition, Air Force				1,020	
2017/2019 Other Procurement, Air Force			9,622	12,743	
2017/2018 Research, Development, Test and Eval, Air Force				21,643	
2017/2017 Operation and Maintenance, Defense-Wide	229,000		28,735	-627,463	
2017/2018 Operation and Maintenance, Defense-Wide	11,000				
2017/2017 Office of the Inspector General, Defense				-5,000	
2017/2019 Procurement, Defense-Wide			77,770		
2017/2017 Drug Interdiction & Cntr Drug Activities	-35,400				
2017/2018 Counter-ISIL Train and Equip Fund				-168,268	
Reprogramming Total	270,000	22,092	411,975	-935,795	552,750
Cumulative Reprogramming Total	270,000	292,092	704,067	-231,728	321,022

1. FY 17-05 PA; Counterterrorism Partnership Funds for Syria Train & Equip, (220,000)
FY 17-01 PA; Counterterrorism Partnership Funds for Syria Train & Equip, (50,000)
FY 17-01 IR; Drug Interdiction and Counter-Drug Activities, Defense, (Zero Net Change)
FY 17-02 IT; Directed transfer in DoD Appropriation Act (Zero Net Change)
2. Base to OCO Declaration, Military Personnel, Army, (22,092)
3. FY 17-10 IR; Intelligence, Surveillance, and Reconnaissance Request, (52,160)
FY 17-19 IR; Intelligence, Surveillance, and Reconnaissance Request, (251,490)
FY 17-23 IR; Drug Interdiction and Counter-Drug Activities, Defense, (107,725)
FY 17-23 IR; NDII - Counter Drug Reprogrammed Funds, (600)
4. FY 17-16 PA; June Prior Approval Request, (Zero Net Change)
FY 17-19 IR; Intelligence, Surveillance, and Reconnaissance Request, (-445,515)
FY 17-25 PA; August 2017 Prior Approval Request, (Zero Net Change)
FY 17-26 PA; Counter-ISIL Train and Equip, (-168,268)
FY 17-26 PA; Missile Defeat Enhancement Prior Approval Request, (-326,635)
5. OCO to Base/Title X

**FY 2018 Estimate of Cost of War for FY 2017 Appropriations
(Amounts in Thousands)
As of June 30, 2018**

Table 2 -- Non-War Programs or Programs Whose Execution Is Not Included in the DoD Cost of War Report

Non-War/Not Reported on the DoD Cost of War Report	Fund Item Description	Military Personnel	Operation & Maintenance	Procurement	Research, Development, Test, & Evaluation	Revolving Funds and Military Construction	Total
21 2017/2017 2020 Operation and Maintenance, Army	Congressional transfer from Title II to Title IX		1,257,708				1,257,708
17 2017/2017 1804 Operation and Maintenance, Navy	Congressional transfer from Title II to Title IX		1,225,000				1,225,000
17 2017/2017 1106 Operation and Maintenance, Marine Corps	Congressional transfer from Title II to Title IX		375,000				375,000
57 2017/2017 3400 Operation and Maintenance, Air Force	Congressional transfer from Title II to Title IX		1,225,000				1,225,000
Operation and Maintenance, Subtotal			4,082,708				4,082,708
97 2016/2018 0350 National Guard and Reserve Equipment, Defense	Baseline Programs funded by Congress in OCO			750,000			750,000
Title X - Additional Appropriations	Baseline Programs funded by Congress in OCO	17,610	4,504,823	4,223,518	599,723	520,233	9,865,907
Bipartisan Budget Agreement of 2015	Baseline Programs funded by Congress in OCO	62,965	3,599,478	1,170,599	38,023	38,409	4,909,474
European Reassurance Initiative		147,549	1,626,493	1,396,952	125,880	46,833	3,343,707
Ukraine Security Assistance Initiative			150,000				150,000
Intelligence, Surveillance, Reconnaissance Task Force			500,000				500,000
Classified Programs			1,575,514	4,134,719	416,081		6,126,314
Non-War Programs Totals			16,039,016	11,675,788	1,179,707	605,475	29,728,110

Table 3 -- Section 8128 Fuel Saving applied to Overseas Contingency Operations

Non-War/Not Reported on the DoD Cost of War Report	Fund Item Description	Operation & Maintenance	Total
21 2017/2017 2020 Operation and Maintenance, Army	Fuel Reduction	179,148	179,148
21 2017/2017 2080 Operation and Maintenance, Army Reserve	Fuel Reduction	210	210
21 2017/2017 2065 Operation and Maintenance, Army National Guard	Fuel Reduction	1,657	1,657
17 2017/2017 1804 Operation and Maintenance, Navy	Fuel Reduction	80,413	80,413
17 2017/2017 1106 Operation and Maintenance, Marine Corps	Fuel Reduction	6,023	6,023
57 2017/2017 3400 Operation and Maintenance, Air Force	Fuel Reduction	75,139	75,139
97 2017/2017 0100 Operation and Maintenance, USSOCOM	Fuel Reduction	11,210	11,210
97 2017/2017 0100 Operation and Maintenance, Other	Fuel Reduction	1,241	1,241
Operation and Maintenance, Total		355,041	355,041

FY 2018 Cost of War for FY 2016 Appropriations

**FY 2018 Estimate of Cost of War for FY 2016 Appropriations
(Amounts in Thousands)
As of June 30, 2018**

APPROPRIATION Fiscal Year 2016 Accounts	Notes	Funds Appropriated	Funds Transferred	Funds Available	Obligations June 2018	Obligations CFI 2/2	Disbursements CFI 2/	Unpaid Obligations	Unobligated Balance	Percent Obligated
21 2016/2016 2010 Military Personnel, Army	7/	1,846,356	20,653	1,867,009	0	1,905,673	1,905,673	0	-38,664	102%
21 2016/2016 2070 Reserve Personnel, Army		17,162	0	17,162	0	17,137	16,084	1,053	25	100%
21 2016/2016 2060 National Guard Personnel, Army		149,015	-18,399	130,616	-4	125,373	119,805	5,568	5,243	96%
21 2016/2016 2020 Operation and Maintenance, Army	6/ 7/	11,668,548	1,798,038	13,466,586	44	13,497,786	6,747,965	6,749,821	-31,200	100%
21 2016/2016 2080 Operation and Maintenance, Army Reserve	6/ 7/	24,554	0	24,554	0	25,611	17,986	7,625	-1,057	104%
21 2016/2016 2065 Operation and Maintenance, Army Natl Guard		60,845	0	60,845	0	51,066	30,163	20,903	9,779	84%
21 2016/2018 2031 Aircraft Procurement, Army		161,987	111,300	273,287	0	272,699	209,522	63,177	588	100%
21 2016/2018 2032 Missile Procurement, Army		37,260	0	37,260	372	36,370	8,167	28,203	890	98%
21 2016/2018 2033 Procurement of Weapons & Tracked Vehicles, Army		486,630	0	486,630	2,181	484,665	415,493	69,172	1,965	100%
21 2016/2018 2034 Procurement of Ammunition, Army		222,040	20,678	242,718	5,606	242,399	87,370	155,029	319	100%
21 2016/2018 2035 Other Procurement, Army		1,175,596	-24,471	1,151,125	18,590	1,139,892	1,024,407	115,485	11,233	99%
21 2016/2017 2040 Research, Development, Test, and Eval, Army		1,500	0	1,500	0	1,500	1,305	195	0	100%
17 2016/2016 1453 Military Personnel, Navy		251,011	92,841	343,852	0	342,551	340,889	1,662	1,301	100%
17 2016/2016 1405 Reserve Personnel, Navy		12,693	0	12,693	0	12,693	12,453	240	0	100%
17 2016/2016 1804 Operation and Maintenance, Navy	6/ 7/	4,789,789	219,669	5,009,458	0	5,062,035	3,628,162	1,433,873	-52,577	101%
17 2016/2016 1806 Operation and Maintenance, Navy Reserve	6/	31,462	0	31,462	0	31,406	22,127	9,279	56	100%
17 2016/2018 1506 Aircraft Procurement, Navy		201,990	0	201,990	0	197,242	132,472	64,770	4,748	98%
17 2016/2018 1508 Procurement of Ammunition, Navy and USMC		117,966	49,047	167,013	-1	166,824	84,958	81,866	189	100%
17 2016/2018 1810 Other Procurement, Navy		186	0	186	0	86	86	0	100	46%
17 2016/2016 1105 Military Personnel, Marine Corps		171,079	315	171,394	0	143,857	65,548	78,309	27,537	84%
17 2016/2016 1108 Reserve Personnel, Marine Corps		3,393	0	3,393	0	3,300	2,937	363	93	97%
17 2016/2016 1106 Operation and Maintenance, Marine Corps	6/	914,186	23,000	937,186	-4	844,703	815,233	29,470	92,483	90%
17 2016/2016 1107 Operation and Maintenance, USMC Reserve		3,455	0	3,455	0	3,225	3,122	103	230	93%
17 2016/2018 1109 Procurement, Marine Corps		65,934	6,800	72,734	0	60,452	52,220	8,232	12,282	83%
57 2016/2016 3500 Military Personnel, Air Force		726,126	157,287	883,413	0	848,344	848,344	0	35,069	96%
57 2016/2016 3700 Reserve Personnel, Air Force	7/	18,710	0	18,710	0	21,047	6,897	14,150	-2,337	112%
57 2016/2016 3850 National Guard Personnel, Air Force		2,828	2,327	5,155	0	5,155	5,012	143	0	100%
57 2016/2016 3400 Operation and Maintenance, Air Force	6/	8,290,224	154,440	8,444,664	-3,094	8,191,873	7,902,836	289,037	252,791	97%
57 2016/2016 3740 Operation and Maintenance, Air Force Reserve		58,106	0	58,106	-8	57,098	35,937	21,161	1,008	98%
57 2016/2016 3840 Operation and Maintenance, Air Natl Guard		19,900	0	19,900	0	11,838	5,745	6,093	8,062	59%
57 2016/2018 3010 Aircraft Procurement, Air Force		128,900	76,100	205,000	30	188,000	65,518	122,482	17,000	92%
57 2016/2018 3020 Missile Procurement, Air Force		289,142	0	289,142	-24,530	282,898	20,897	262,001	6,244	98%
57 2016/2018 3011 Procurement of Ammunition, Air Force		228,874	153,247	382,121	0	381,976	280,150	101,826	145	100%
57 2016/2018 3080 Other Procurement, Air Force		127,465	86,297	213,762	19	114,467	73,266	41,201	99,295	54%
57 2016/2017 3600 Research, Development, Test and Eval, Air Force		300	0	300	0	0	0	0	300	0%
97 2016/2016 0100 Operation and Maintenance, Defense-Wide	6/	3,363,389	545,275	3,908,664	-1,843	3,802,305	2,301,412	1,500,893	106,359	97%
97 2016/2017 0100 Operation and Maintenance, Defense-Wide		860,000	-248,000	612,000	0	611,689	611,524	165	311	100%
97 2016/2016 0107 Office of the Inspector General, Defense	7/	10,262	2,900	13,162	0	14,147	13,432	715	-985	107%
97 2016/2016 0130 Defense Health Program, Defense		272,704	14,364	287,068	-37	280,901	272,015	8,886	6,167	98%
97 2016/2018 0300 Procurement, Defense-Wide		147,189	88,768	235,957	841	210,779	180,531	30,248	25,178	89%
97 2016/2017 0400 Research, Development, Test and Eval, Defense	8/ 9/	8,000	10,559	18,559	0	-146	568	-714	18,705	-1%
97 2016/XXXX 4930 Defense Working Capital Funds, Defense		88,850	0	88,850	-92	15,311	2,328	12,983	73,539	17%

**FY 2018 Estimate of Cost of War for FY 2016 Appropriations
(Amounts in Thousands)
As of June 30, 2018**

APPROPRIATION Fiscal Year 2016 Accounts	Notes	Funds Appropriated 1/1/16	Funds Transferred 4/1/16	Funds Available	Obligations June 2018	Obligations CFI 2/12	Disbursements CFI 2/12	Unpaid Obligations	Unobligated Balance	Percent Obligated
21 2016/2017 2091 Afghanistan Security Forces Fund, Army		3,502,257	0	3,502,257	-1,625	3,496,310	3,418,287	78,023	5,947	100%
21 2016/2018 2093 Joint Improvised Explosive Device Defeat Fund		349,464	0	349,464	1,742	331,825	281,252	50,573	17,639	95%
21 2016/2017 2097 Iraq Train and Equip Fund	9/	715,000	0	715,000	-432	712,018	715,197	-3,179	2,982	100%
97 2016/2016 0105 Drug Interdiction & Cntr Drug Activities		186,000	-186,000	0	0	0	0	0	0	0%
Sub-Total		41,808,327	3,157,035	44,965,362	-2,245	44,246,380	32,785,295	11,461,085	718,982	98%
Non-War Funds	5/	15,352,907		15,352,907	0	0	0	0	15,352,907	0%
Operation Noble Eagle - Baseline Funds	2/	0	0	95,583	0	0	0	0	95,583	0%
Grand Total		57,256,817	3,157,035	60,413,852	-2,245	44,246,380	32,785,295	11,461,085	16,167,472	73%

**FY 2018 Estimate of Cost of War for FY 2016 Appropriations
(Amounts in Thousands)
As of June 30, 2018**

FY 2016 Status of Funds Footnotes:

1/ Reflects funding provided in Public Law 114-53, the Continuing Resolutions Act, 2016.

2/ Obligations include **\$95,583** for Operation Noble Eagle (ONE) as a cost of war.

3/ CFI is Cumulative From Inception.

4/ Table 1 reflects funds transferred into/out of FY 2016 war funds. The appropriation transfer column totals may also include the results of internal reprogrammings within the cost of war funds.

5/ Table 2 reflects Non-War funds whose execution is not included in the DoD Cost of War Report.

6/ Table 3 reflects OCO funding that was reduced by **\$893,519** due to a congressional mark that was applied to the Department of Defense Appropriations Act, 2016.

7/ Obligations that exceed funds available reflect cash flowing from baseline operations.

8/ Obligations with a negative ITD balance indicates a reporting discrepancy and will be corrected in a subsequent period.

9/ Disbursements that exceed obligations represents a reporting discrepancy and will be corrected in a subsequent period.

**FY 2018 Estimate of Cost of War for FY 2016 Appropriations
(Amounts in Thousands)
As of June 30, 2018**

Table 1 -- Reprogramming Actions into/out of Cost of War Funds

Reprogramming Action:	1	2	3	4	5	6	7	8	9	10	11
APPROPRIATION											
2016/2016 Military Personnel, Army								-54,347	75,000		
2016/2016 National Guard Personnel, Army		672				199		-19,270			
2016/2016 Operation and Maintenance, Army		26,629	4,500		6,625	135,153	1,367,435	83,335	174,361		
2016/2016 Aircraft Procurement, Army					84,000				27,300		
2016/2018 Other Procurement, Army								-24,471			
2016/2018 Procurement of Ammunition, Army											20,678
2016/2016 Military Personnel, Navy							86,041		6,800		
2016/2016 Operation and Maintenance, Navy		396	68,503	11,700	47,600	1,606		89,864			
2016/2018 Procurement of Ammunition, Navy and USMC											49,047
2016/2016 Military Personnel, Marine Corps		215				78		22			
2016/2016 Operation and Maintenance, Marine Corps							23,000				
2016/2018 Procurement, Marine Corps								6,800			
2016/2016 Military Personnel, Air Force					10,000			147,287			
2016/2016 National Guard Personnel, Air Force									2,327		
2016/2016 Operation and Maintenance, Air Force		11,223	4,500	88,100	8,820	49,988		-8,191			
2016/2018 Aircraft Procurement, Air Force				108,200							-32,100
2016/2018 Other Procurement, Air Force						2,435		12,482		-10,720	82,100
2016/2018 Procurement of Ammunition, Air Force											153,247
2016/2016 Operation and Maintenance, Defense-Wide	14,319	1,188	107,453	13,800	46,450	387,348	35,000	-19,374	-40,909		
2016/2017 Operation and Maintenance, Defense-Wide											-248,000
2016/2016 Office of the Inspector General, Defense									2,900		
2016/2016 Defense Health Program, Defense									14,364		
2016/2018 Procurement, Defense-Wide				36,000	23,400			9,949	4,019		15,400
2016/2017 Research, Development, Test and Eval, Defense						12,000	48,900		-1,441	-48,900	
2016/2016 Drug Interdiction & Cntr Drug Activities		-40,323				-145,677					
Reprogramming Total	14,319	0	184,956	257,800	226,895	443,130	1,560,376	224,086	264,721	-59,620	40,372
Cumulative Reprogramming Total	14,319	14,319	199,275	457,075	683,970	1,127,100	2,687,476	2,911,562	3,176,283	3,116,663	3,157,035

1. Base to OCO, DCMA Base-to-OCO, (\$14,319)
2. FY16-02 IR, Drug Interdiction and Counter-Drug Activities, (Zero Net Change)
3. FY16-02 PA, Counterterrorism Partnerships Fund for Syria Train & Equip, (\$116,453);
Base to OCO, Restore Fuel Savings, (\$68,503)
4. FY16-10 IR, Intelligence, Surveillance and Reconnaissance Request, (\$257,800)
5. FY16-13 IR, Intelligence, Surveillance and Reconnaissance (ISR) - Part 2, (\$226,895)
6. FY16-09 IR, Drug Interdiction and Counter Drug Activities, (\$Zero Net Change);
FY 16-11 PA, Counterterrorism Partnerships Fund Transfer for Syria Train and Equip, (\$300,000);
FY 16-13 PA, Operation Freedom Sentinel and Other Priorities, (\$143,130)
7. FY16-13 PA, Operation Freedom Sentinel and Other Priorities, (\$1,560,376)
8. FY 16-15 IR Classified Programs & Drug Interdiction and Counter-Drug Activities, Defense, (\$-842)
FY 16-18 PA Intelligence Surveillance and Reconnaissance (ISR) Request - MIP, (Zero Net Change)
FY 16-19 PA April 2016 Prior Approval, (\$133,380)
FY 16-20 IR Classified Programs, (Zero Net Change)
FY 16-21 PA May 2016 Prior Approval, (\$90,728)
FY 16-22 PA Omnibus 2016 Request, (Zero Net Change)
FY 16-25 IR Drug Interdiction and Counter-Drug Activities, Defense, (\$820)
9. FY16-19 PA, April 2016 Prior Approval, (\$163,330)
FY16-23 PA, OMNIBUS 2016 Military Intelligence Program (MIP), (Zero Net Change)
FY16-29 PA, Military Intelligence Program, (Zero Net Change)
FY16-30 PA, August 2016 Prior Approval, (\$6,800)
Base to OCO, (\$94,591)
Below Threshold Reprogramming, (Zero Net Change)
10. FY16-13 PA June 2016, Operation Freedom SENTINAL and Other Priorities, (-\$48,900)
FY 16-25 IR, Drug Interdiction and Counter-Drug Activities, Defense (-\$10,720)
11. FY17-16 PA June Prior Approval Request, dated June 30, 2017, (Zero Net Change)
FY17-25 PA August Prior Approval Request, dated Sep 7, 2017, (\$40,372)

**FY 2018 Estimate of Cost of War for FY 2016 Appropriations
(Amounts in Thousands)
As of June 30, 2018**

Table 2 -- Non-War Programs or Programs Whose Execution Is Not Included in the DoD Cost of War Report					
Non-War/Not Reported on the DoD Cost of War Report	Fund Item Description	Military Personnel	Operation & Maintenance	Procurement	Total
21 2016/2016 2020 Operation and Maintenance, Army	Congressional transfer from Title II to Title IX		2,200,000		2,200,000
17 2016/2016 1804 Operation and Maintenance, Navy	Congressional transfer from Title II to Title IX		2,200,000	-	2,200,000
17 2016/2016 1106 Operation and Maintenance, Marine Corps	Congressional transfer from Title II to Title IX		420,000		420,000
57 2016/2016 3400 Operation and Maintenance, Air Force	Congressional transfer from Title II to Title IX		2,200,000		2,200,000
Operation and Maintenance, Subtotal			7,020,000	-	7,020,000
97 2016/2018 0350 National Guard and Reserve Equipment, Defense	Baseline Programs funded by Congress in OCO			1,000,000	1,000,000
21 2016/2016 2020 Operation and Maintenance, Army	Restore Readiness		336,583		336,583
21 2016/2016 2065 Operation and Maintenance, Army Nat'l Guard	Restore Readiness		75,000		75,000
21 2016/2016 2080 Operation and Maintenance, Army Reserve	Restore Readiness		75,000		75,000
European Reassurance Initiative			789,300		789,300
Counterterrorism Partnerships Fund			1,100,000		1,100,000
Ukraine Security Initiative			250,000		250,000
Classified Programs					4,707,024
Non-War Programs Totals			9,645,883	1,000,000	15,352,907

Table 3 -- Section 8128 Fuel Saving applied to Overseas Contingency Operations			
Non-War/Not Reported on the DoD Cost of War Report	Fund Item Description	Operation & Maintenance	Total
21 2016/2016 2020 Operation and Maintenance, Army	Fuel Reduction	271,349	271,349
21 2016/2016 2080 Operation and Maintenance, Army Reserve	Fuel Reduction	5	5
17 2016/2016 1804 Operation and Maintenance, Navy	Fuel Reduction	164,202	164,202
17 2016/2016 1806 Operation and Maintenance, Navy Reserve	Fuel Reduction	181	181
17 2016/2016 1106 Operation and Maintenance, Marine Corps	Fuel Reduction	11,478	11,478
57 2016/2016 3400 Operation and Maintenance, Air Force	Fuel Reduction	431,226	431,226
97 2016/2016 0100 Operation and Maintenance, USSOCOM	Fuel Reduction	15,078	15,078
Operation and Maintenance, Total		893,519	893,519